


FLAT FLEXIBLE CABLE (FFC) JUMPER & SOCKET



(0.50 mm) .0197" PITCH • FJH/ZF5S SERIES

FJH
Mates:
ZF5S

| FJH | NO. OF POSITIONS | STYLE | LENGTH | STRIP LENGTH |
|-----|------------------|-------|--------|--------------|
|-----|------------------|-------|--------|--------------|

SPECIFICATIONS

Conductor:
Tin Plated Copper
Conductor Resistance:
1000 Ω/km max
Insulation Resistance:
10 M Ω/km min
(conductor-to-conductor)
Dielectric Test:
400 VAC during 1 minute
(conductor-to-conductor)
Temperature Rating:
-30 °C to +80 °C
Voltage Rating:
60 VAC

-10, -15,
-20, -25, -30,
-40, -43, -50
(Standard sizes)

-D
= Double End
-R
= Reversed End

Length in inches

-03.00
= (76.2 mm) 3.00"

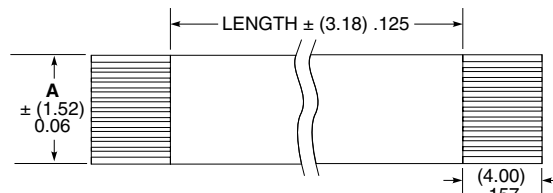
-06.00
= (152.4 mm) 6.00"

-12.00
= (304.8 mm) 12.00"

-24.00
= (609.6 mm) 24.00"

(Standard Lengths)

-4
= (4.00 mm)
.157"

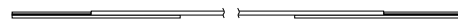


| NO. OF POSITIONS | A |
|------------------|--------------|
| -10 | (5.50) .217 |
| -15 | (8.00) .315 |
| -20 | (10.50) .413 |
| -25 | (13.00) .512 |
| -30 | (15.50) .610 |
| -40 | (20.50) .807 |
| -43 | (22.00) .866 |
| -50 | (25.50) 1.00 |

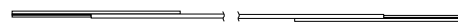
ALSO AVAILABLE

Other Platings
(MOQ Required)

Notes:
Stiffener color will be blue or black at Samtec's discretion. Some sizes, styles and options are non-standard, non-returnable.



-D STYLE



-R STYLE

ZF5S
Mates:
FJH

| ZF5S | NO. OF POSITIONS | LEAD STYLE | PLATING OPTION | WT | OPTION |
|------|------------------|------------|----------------|----|--------|
|------|------------------|------------|----------------|----|--------|

SPECIFICATIONS

Insulator Material:
Natural LCP
Contact Material:
Phosphor Bronze
Plating:
Sn over 50 μ" (1.27 μm) Ni
Weld Tab:
Phosphor Bronze
Operating Temp Range:
-55 °C to +105 °C
Current Rating:
1.8 A per pin
(1 pin powered)

-10, -15, -20, -25,
-30, -40, -43, -50
(Standard sizes)

-01
= Contact Bottom

-T
= Matte Tin

-WT
= Weld Tab

-K
= (3.00 mm)
.118" DIA
Polyimide Film
Pick &
Place Pad

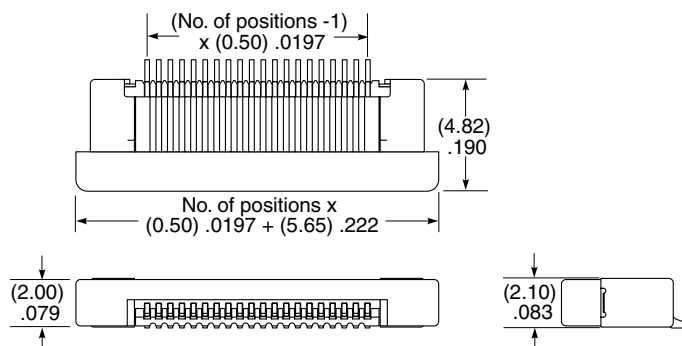
-TR
= Tape &
Reel

-FR
= Full Reel
Tape & Reel
(must order
max. quantity
per reel;
contact
Samtec for
quantity breaks)

PROCESSING

Lead-Free Solderable:
Yes
SMT Lead Coplanarity:
(0.10 mm) .004" max (10-30)
(0.15 mm) .006" max (40-50)*
*(.004" stencil solution
may be available; contact
IPG@samtec.com)

Note:
Some sizes, styles and options are non-standard, non-returnable.



ALSO AVAILABLE

MOQ Required

Vertical
Contact top
Other positions

Mouser Electronics

Authorized Distributor

Click to View Pricing, Inventory, Delivery & Lifecycle Information:

[Samtec:](#)

[FJH-50-D-15.75-4](#)