

# FLEXIBLE ELEVATED & SELF-NESTING SOCKETS

(2.00 mm) .0787" PITCH • ESQT/ESQT (-368)/PTHF SERIES



## ESQT

**Board Mates:**  
TMMH, TMM, MTMM,  
MMT, TW, LTMM, ZLTMH,  
ESQT, PTT, TSH, TMMS

**Cable Mates:**  
TCMD

ESQT	1	NO. PINS PER ROW	LEAD STYLE	PLATING OPTION	ROW OPTION	BODY HEIGHT	OTHER OPTION
------	---	------------------	------------	----------------	------------	-------------	--------------

02 thru 50

Specify  
**LEAD  
STYLE**  
from  
chart

**-F**  
= Gold flash on contact,  
Matte Tin on tail

**-L**  
= 10 μ" (0.25 μm)  
Gold on contact,  
Matte Tin on tail

**-M**  
= 20 μ" (0.51 μm)  
Gold on contact,  
Matte Tin on tail

**-GF**  
= 15 μ" (0.38 μm)  
Gold on contact,  
Gold flash on tail  
(Recommended  
for self-nesting)  
(-02 lead style only)

**-S**  
= Single Row

**-D**  
= Double Row

**-T**  
= Triple Row

**-Q**  
= Quad Row

**-5**  
= Five Row

**-6**  
= Six Row

**"XXX"**  
= Body Height  
(in inches)

(7.87 mm) .310"  
minimum for  
-S, -D, -Q

(9.53 mm) .375"  
minimum for  
-T, -5, -6

**"XXX"**  
= Polarized  
Position  
(Indicate  
position  
number)

## SPECIFICATIONS

### Insulator Material:

Black Liquid Crystal Polymer

### Contact Material:

Phosphor Bronze

### Plating:

Sn or Au over  
50 μ" (1.27 μm) Ni

### Current Rating (ESQT/TMMH):

4.5 A per pin  
(2 pins powered)

### Operating Temp Range:

-55 °C to +125 °C

### Insertion Depth:

(2.62 mm) .103" to  
(5.03 mm) .198" with  
(0.38 mm) .015" wipe

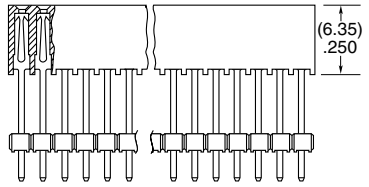
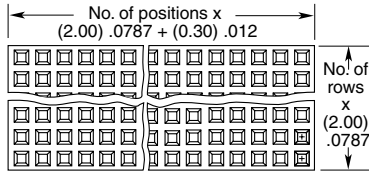
### Max Cycles:

100 with 10 μ" (0.25 μm) Au

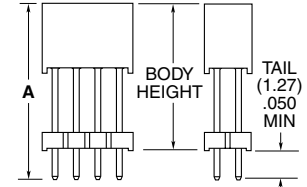
### Lead-Free Solderable:

Yes, for -S, -D & -Q

(Wave only for -T, -5 & -6)



LEAD STYLE	A	MAX TAIL	MAX BODY HEIGHT
-02	(21.59) .850	(13.72) .540	(20.32) .800
-03	(11.63) .458	(3.76) .148	(10.36) .408



## ESQT (-368)/PTHF

**Mates:**  
ESQT, PTHF

SERIES	1	NO. PINS PER ROW	LEAD STYLE	PLATING OPTION	Q	368
--------	---	------------------	------------	----------------	---	-----

## SPECIFICATIONS

**ESQT**  
= Solder Tails

**PTHF**  
= Press-fit Tails

30

Specify  
**LEAD  
STYLE**  
from  
chart

**-GF**  
= 15 μ" (0.38 μm)  
Gold on contact,  
Gold flash on tail  
(-02 Lead Style only)

**-M**  
= 20 μ" (0.51 μm)  
Gold on contact,  
Matte Tin on tail  
(-03 Lead Style only)

### Insulator Material:

Black Liquid Crystal Polymer (ESQT-368)

Black High Temp Nylon (PTHF)

### Contact Material:

Phosphor Bronze

### Plating:

Au or Sn over  
50 μ" (1.27 μm) Ni

### Operating Temp Range:

-55 °C to +125 °C

### Normal Force:

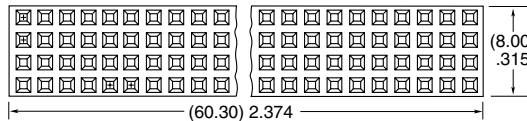

60 grams (0.59 N) average

### Max Cycles:

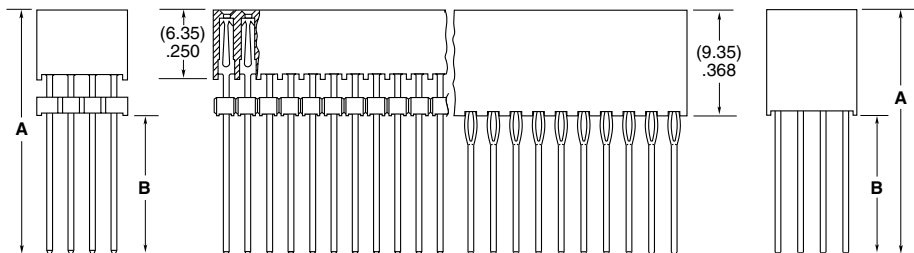
100 with 10 μ" (0.25 μm) Au

### Lead-Free Solderable:

Yes (ESQT-368)



LEAD STYLE	ESQT		PTHF	
	A	B	A	B
-02	(21.59) .850	(12.24) .482	(21.59) .850	(12.24) .482
-03	(11.63) .458	(2.29) .090	(12.34) .486	(3.00) .118



ESQT (-368) SERIES

PTHF SERIES

## TOOLING

Press-Fit  
CAT-PT-PT-130-A-4

For more information, visit  
[www.samtec.com/tooling](http://www.samtec.com/tooling)

### Note:

This Series is non-standard,  
non-returnable.

# Mouser Electronics

Authorized Distributor

Click to View Pricing, Inventory, Delivery & Lifecycle Information:

[Samtec:](#)

[ESQT-125-02-F-D-725](#)