


FLEXIBLE ELEVATED & SELF-NESTING SOCKETS

(2.00 mm) .0787" PITCH • ESQT/ESQT (-368)/PTHF SERIES



ESQT

Board Mates:
TMMH, TMM, MTMM,
MMT, TW, LTMM, ZLTMM,
ESQT, PTT, TSH, TMMS

Cable Mates:
TCMD

SPECIFICATIONS

Insulator Material:
Black Liquid Crystal Polymer
Contact Material:
Phosphor Bronze
Plating:
Sn or Au over
50 μ" (1.27 μm) Ni
Current Rating (ESQT/TMMH):
4.5 A per pin
(2 pins powered)
Operating Temp Range:
-55 °C to +125 °C
Insertion Depth:
(2.62 mm) .103" to
(5.03 mm) .198" with
(0.38 mm) .015" wipe
Max Cycles:
100 with 10 μ" (0.25 μm) Au
Lead-Free Solderable:
Yes, for -S, -D & -Q
(Wave only for -T, -5 & -6)

ESQT	1	NO. PINS PER ROW	LEAD STYLE	PLATING OPTION	ROW OPTION	BODY HEIGHT	OTHER OPTION
------	---	------------------	------------	----------------	------------	-------------	--------------

02 thru 50

Specify
**LEAD
STYLE**
from
chart

-F
= Gold flash on contact,
Matte Tin on tail

-L
= 10 μ" (0.25 μm)
Gold on contact,
Matte Tin on tail

-M
= 20 μ" (0.51 μm)
Gold on contact,
Matte Tin on tail

-GF
= 15 μ" (0.38 μm)
Gold on contact,
Gold flash on tail
(Recommended
for self-nesting)
(-02 lead style only)

-S
= Single Row

-D
= Double Row

-T
= Triple Row

-Q
= Quad Row

-5
= Five Row

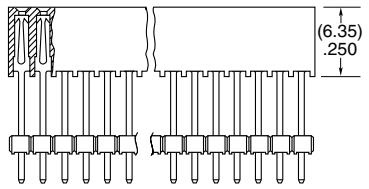
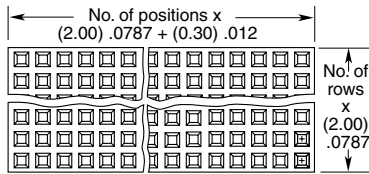
-6
= Six Row

"XXX"
= Body Height
(in inches)

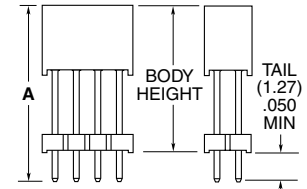
(7.87 mm) .310"
minimum for
-S, -D, -Q

(9.53 mm) .375"
minimum for
-T, -5, -6

"XXX"
= Polarized
Position
(Indicate
position
number)



LEAD STYLE	A	MAX TAIL	MAX BODY HEIGHT
-02	(21.59) .850	(13.72) .540	(20.32) .800
-03	(11.63) .458	(3.76) .148	(10.36) .408



ESQT (-368)/PTHF

Mates:
ESQT, PTHF

SPECIFICATIONS

Insulator Material:
Black Liquid Crystal Polymer (ESQT-368)
Black High Temp Nylon (PTHF)
Contact Material:
Phosphor Bronze
Plating:
Au or Sn over
50 μ" (1.27 μm) Ni
Operating Temp Range:
-55 °C to +125 °C
Normal Force:
60 grams (0.59 N) average
Max Cycles:
100 with 10 μ" (0.25 μm) Au
Lead-Free Solderable:
Yes (ESQT-368)

SERIES	1	NO. PINS PER ROW	LEAD STYLE	PLATING OPTION	Q	368
--------	---	------------------	------------	----------------	---	-----

ESQT
= Solder Tails

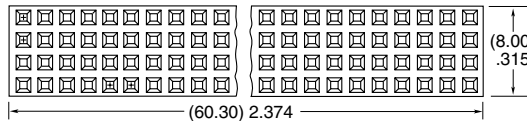

PTHF
= Press-fit Tails

30

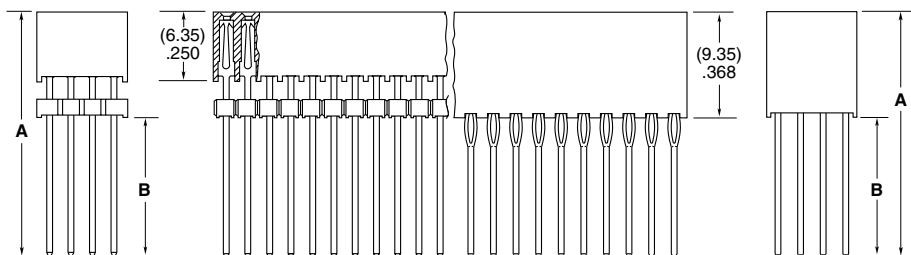
Specify
**LEAD
STYLE**
from
chart

-GF
= 15 μ" (0.38 μm)
Gold on contact,
Gold flash on tail
(-02 Lead Style only)

-M
= 20 μ" (0.51 μm)
Gold on contact,
Matte Tin on tail
(-03 Lead Style only)



LEAD STYLE	ESQT		PTHF	
	A	B	A	B
-02	(21.59) .850	(12.24) .482	(21.59) .850	(12.24) .482
-03	(11.63) .458	(2.29) .090	(12.34) .486	(3.00) .118



ESQT (-368) SERIES

PTHF SERIES

TOOLING

Press-Fit
CAT-PT-130-A-4
For more information, visit
www.samtec.com/tooling

Note:
This Series is non-standard,
non-returnable.

Mouser Electronics

Authorized Distributor

Click to View Pricing, Inventory, Delivery & Lifecycle Information:

[Samtec:](#)

[ESQT-112-03-F-D-387](#)