


FLEXIBLE ELEVATED & SELF-NESTING SOCKETS

(2.00 mm) .0787" PITCH • ESQT/ESQT (-368)/PTHF SERIES



ESQT

Board Mates:

TMMH, TMM, MTMM,
MMT, TW, LTMM, ZLTMM,
ESQT, PTT, TSH, TMMS

Cable Mates:

TCMD

SPECIFICATIONS

Insulator Material:

Black Liquid Crystal Polymer

Contact Material:

Phosphor Bronze

Plating:

Sn or Au over

50 μ " (1.27 μ m) Ni

Current Rating (ESQT/TMMH):

4.5 A per pin

(2 pins powered)

Operating Temp Range:

-55 °C to +125 °C

Insertion Depth:

(2.62 mm) .103" to

(5.03 mm) .198" with

(0.38 mm) .015" wipe

Max Cycles:

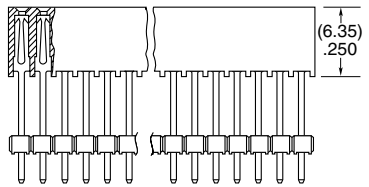
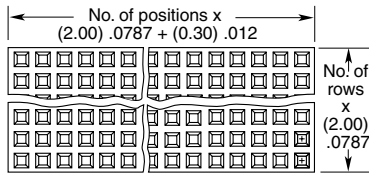
100 with 10 μ " (0.25 μ m) Au

Lead-Free Solderable:

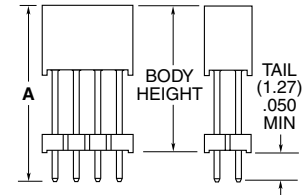
Yes, for -S, -D & -Q

(Wave only for -T, -5 & -6)

ESQT	1	NO. PINS PER ROW	LEAD STYLE	PLATING OPTION	ROW OPTION	BODY HEIGHT	OTHER OPTION
		02 thru 50	Specify LEAD STYLE from chart	-F = Gold flash on contact, Matte Tin on tail	-S = Single Row	- "XXX" = Body Height (inches)	- "XXX" = Polarized Position (Indicate position number)
				-L = 10 μ " (0.25 μ m) Gold on contact, Matte Tin on tail	-D = Double Row	(7.87 mm) .310" minimum for -S, -D, -Q	
				-M = 20 μ " (0.51 μ m) Gold on contact, Matte Tin on tail	-T = Triple Row	(9.53 mm) .375" minimum for -T, -S, -6	
				-GF = 15 μ " (0.38 μ m) Gold on contact, Gold flash on tail (Recommended for self-nesting) (-02 lead style only)	-Q = Quad Row		
					-5 = Five Row		
					-6 = Six Row		



LEAD STYLE	A	MAX TAIL	MAX BODY HEIGHT
-02	(21.59) .850	(13.72) .540	(20.32) .800
-03	(11.63) .458	(3.76) .148	(10.36) .408



ESQT (-368)/PTHF

Mates:

ESQT, PTHF

SPECIFICATIONS

Insulator Material:

Black Liquid Crystal Polymer (ESQT-368)

Black High Temp Nylon (PTHF)

Contact Material:

Phosphor Bronze

Plating:

Au or Sn over

50 μ " (1.27 μ m) Ni

Operating Temp Range:

-55 °C to +125 °C

Normal Force:

60 grams (0.59 N) average

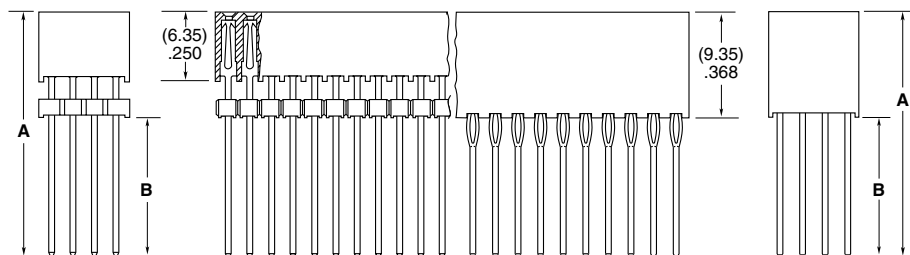
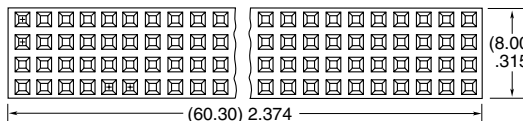

Max Cycles:

100 with 10 μ " (0.25 μ m) Au

Lead-Free Solderable:

Yes (ESQT-368)

SERIES	1	NO. PINS PER ROW	LEAD STYLE	PLATING OPTION	Q	368
ESQT		30	Specify LEAD STYLE from chart	-GF = 15 μ " (0.38 μ m) Gold on contact, Gold flash on tail (-02 Lead Style only)		
PTHF				-M = 20 μ " (0.51 μ m) Gold on contact, Matte Tin on tail (-03 Lead Style only)		



LEAD STYLE	ESQT	PTHF
	A	B
-02	(21.59) .850	(12.24) .482
-03	(11.63) .458	(3.00) .118

TOOLING

Press-Fit
CAT-PT-130-A-4

For more information, visit
www.samtec.com/tooling

Note:

This Series is non-standard, non-returnable.

Mouser Electronics

Authorized Distributor

Click to View Pricing, Inventory, Delivery & Lifecycle Information:

[Samtec:](#)

[ESQT-107-03-F-D-330](#)