


# FLEXIBLE ELEVATED & SELF-NESTING SOCKETS

(2.00 mm) .0787" PITCH • ESQT/ESQT (-368)/PTHF SERIES



## ESQT

**Board Mates:**  
TMMH, TMM, MTMM, MMT, TW, LTMM, ZLTMM, ESQT, PTT, TSH, TMMS

**Cable Mates:**  
TCMD

ESQT	1	NO. PINS PER ROW	LEAD STYLE	PLATING OPTION	ROW OPTION	BODY HEIGHT	OTHER OPTION
------	---	------------------	------------	----------------	------------	-------------	--------------

02 thru 50

Specify LEAD STYLE from chart

**-F**  
= Gold flash on contact, Matte Tin on tail

**-L**  
= 10 μ" (0.25 μm) Gold on contact, Matte Tin on tail

**-M**  
= 20 μ" (0.51 μm) Gold on contact, Matte Tin on tail

**-GF**  
= 15 μ" (0.38 μm) Gold on contact, Gold flash on tail (Recommended for self-nesting) (-02 lead style only)

**-S**  
= Single Row

**-D**  
= Double Row

**-T**  
= Triple Row

**-Q**  
= Quad Row

**-5**  
= Five Row

**-6**  
= Six Row

**"XXX"**  
= Body Height (in inches)

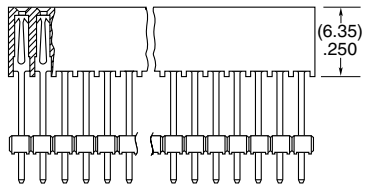
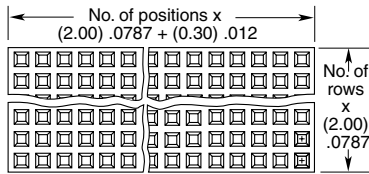
(7.87 mm) .310" minimum for -S, -D, -Q

(9.53 mm) .375" minimum for -T, -5, -6

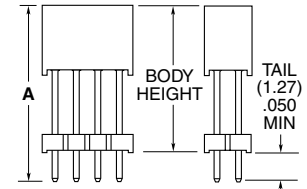
**"XXX"**  
= Polarized Position (Indicate position number)

## SPECIFICATIONS

**Insulator Material:**  
Black Liquid Crystal Polymer  
**Contact Material:**  
Phosphor Bronze  
**Plating:**  
Sn or Au over 50 μ" (1.27 μm) Ni  
**Current Rating (ESQT/TMMH):**  
4.5 A per pin (2 pins powered)  
**Operating Temp Range:**  
-55 °C to +125 °C  
**Insertion Depth:**  
(2.62 mm) .103" to (5.03 mm) .198" with (0.38 mm) .015" wipe  
**Max Cycles:**  
100 with 10 μ" (0.25 μm) Au  
**Lead-Free Solderable:**  
Yes, for -S, -D & -Q  
(Wave only for -T, -5 & -6)



LEAD STYLE	A	MAX TAIL	MAX BODY HEIGHT
-02	(21.59) .850	(13.72) .540	(20.32) .800
-03	(11.63) .458	(3.76) .148	(10.36) .408



## ESQT (-368)/PTHF

**Mates:**  
ESQT, PTHF

SERIES	1	NO. PINS PER ROW	LEAD STYLE	PLATING OPTION	Q	368
--------	---	------------------	------------	----------------	---	-----

## SPECIFICATIONS

**Insulator Material:**  
Black Liquid Crystal Polymer (ESQT-368)  
Black High Temp Nylon (PTHF)  
**Contact Material:**  
Phosphor Bronze  
**Plating:**  
Au or Sn over 50 μ" (1.27 μm) Ni  
**Operating Temp Range:**  
-55 °C to +125 °C  
**Normal Force:**  
60 grams (0.59 N) average  
**Max Cycles:**  
100 with 10 μ" (0.25 μm) Au  
**Lead-Free Solderable:**  
Yes (ESQT-368)

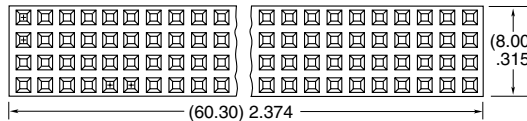

**ESQT**  
= Solder Tails  
**PTHF**  
= Press-fit Tails

30

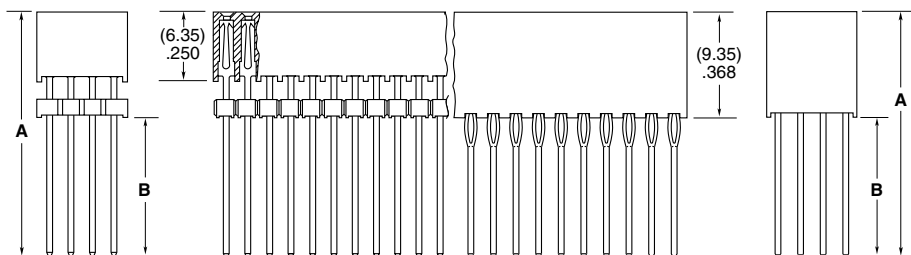
Specify LEAD STYLE from chart

**-GF**  
= 15 μ" (0.38 μm) Gold on contact, Gold flash on tail (-02 Lead Style only)

**-M**  
= 20 μ" (0.51 μm) Gold on contact, Matte Tin on tail (-03 Lead Style only)



LEAD STYLE	ESQT		PTHF	
	A	B	A	B
-02	(21.59) .850	(12.24) .482	(21.59) .850	(12.24) .482
-03	(11.63) .458	(2.29) .090	(12.34) .486	(3.00) .118



ESQT (-368) SERIES

PTHF SERIES

## TOOLING

Press-Fit  
CAT-PT-130-A-4  
For more information, visit [www.samtec.com/tooling](http://www.samtec.com/tooling)

**Note:**  
This Series is non-standard, non-returnable.

# Mouser Electronics

Authorized Distributor

Click to View Pricing, Inventory, Delivery & Lifecycle Information:

[Samtec:](#)

[ESQT-112-02-F-D-678](#)