


SHROUDED IDC EJECTOR HEADERS

(2.54 mm) .100" PITCH • EJH SERIES



EJH

Mates:

IDSD (EJH-01 Required),
HCSD (EJH-02 Required)

SPECIFICATIONS

Insulator Material:

-01=Black LCP
-02=Natural LCP

Terminal Material:

Phosphor Bronze

Plating:

Sn or Au over 50 μ" (1.27 μm) Ni

Operating Temp Range:

-55 °C to +125 °C

PROCESSING

Lead-Free Solderable:

Yes

SMT Lead Coplanarity:

(0.10 mm) .004" max

ALSO AVAILABLE

MOQ Required

Other sizes

Other platings

EJH	1	NO. PINS PER ROW	LEAD STYLE	PLATING OPTION	D	TAIL OPTION	OTHER OPTION
-----	---	------------------	------------	----------------	---	-------------	--------------

05, 07,
08, 10,
13, 15,
17, 20, 25
(Standard sizes)

-01
= Standard
(Mates to IDSD)

-02
= Extended
(Mates to HCSD)

-F
= Gold flash
on post,
Matte Tin on
tail

-L
= 10 μ"
(0.25 μm)
Gold on post,
Matte Tin on
tail

-SM
= Surface
Mount

-TH
= Through-hole

-RA
=Right-angle

-“XX”
= Polarized
Position

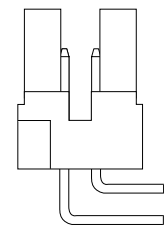
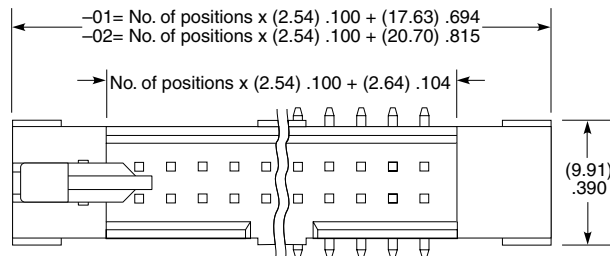
-LC
= Locking Clip
(-SM only)
(Manual
placement
required)

-K
= .475"
(12.00 mm)
DIA
Polyimide
Film Pick &
Place Pad
(-SM only)

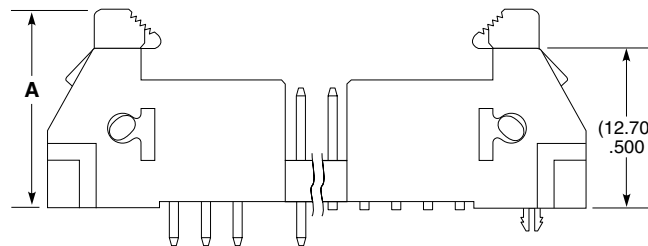
-P
= Pick &
Place Pad
(-SM only)

-TR
= Tape &
Reel
(-SM only)
(25 position
not available)

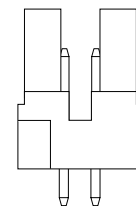
-FR
= Full Reel
Tape & Reel
(must order
max. quantity
per reel;
contact
Samtec for
quantity
breaks)
(-SM only)
(25 position
not available)



-RA OPTION

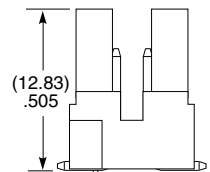


-LC OPTION



-SM OPTION

(Latch removed for clarity)



-SM OPTION

LEAD STYLE	A
-01	(16.88) .665
-02	(17.39) .685

Note:

Some lengths, styles and options are non-standard, non-returnable.

Mouser Electronics

Authorized Distributor

Click to View Pricing, Inventory, Delivery & Lifecycle Information:

[Samtec:](#)

[EJH-125-01-F-D-SM-LC-01](#)