




(2,54 mm) .100"



TLW, MTLW SERIES

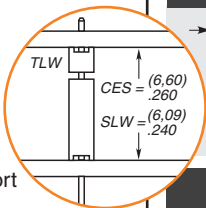
LOW PROFILE .025" SQ POST HEADERS

Mates with:

BSW, CES, SLW, HLE, SMSD, SMSS

FEATURES

These headers provide the ultimate low profile (0,64 mm) .025" square post board stacking system. The high quality Phosphor Bronze terminals are available with a standard short post height (TLW Series) for mating with low profile sockets, or the post height can be Modified (MTLW Series) to accommodate IDC assemblies and other applications.



TLW	1	NO. PINS PER ROW	LEAD STYLE	PLATING OPTION	ROW OPTION	OTHER OPTION												
01 thru 40 = Single Row			Specify LEAD STYLE from chart	-F = Gold flash on post, Matte Tin on tail	-S = Single Row	-RA = Right Angle (-01 Lead Style only)												
01 thru 36 = Double Row				-G = 10µ" (0,25 µm) Gold on post, Gold flash on tail	-D = Double Row	-“XX” = Polarized Position Specify position for omitted pin.												
			<table border="1"> <thead> <tr> <th>LEAD STYLE</th> <th>A</th> <th>C</th> </tr> </thead> <tbody> <tr> <td>-01</td> <td>N/A</td> <td>(5,84) .230</td> </tr> <tr> <td>-05</td> <td>(4,32) .170</td> <td>(2,67) .105</td> </tr> <tr> <td>-06</td> <td>(3,43) .135</td> <td>(2,67) .105</td> </tr> </tbody> </table>	LEAD STYLE	A	C	-01	N/A	(5,84) .230	-05	(4,32) .170	(2,67) .105	-06	(3,43) .135	(2,67) .105	-T = Matte Tin		
LEAD STYLE	A	C																
-01	N/A	(5,84) .230																
-05	(4,32) .170	(2,67) .105																
-06	(3,43) .135	(2,67) .105																

ALSO AVAILABLE
(MOQ Required)

- Other platings
- Contact Samtec.

SPECIFICATIONS

For complete specifications see www.samtec.com?TLW or www.samtec.com?MTLW

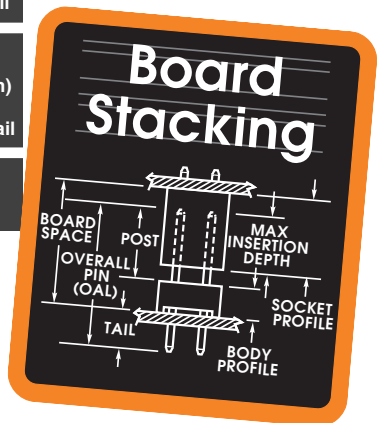
Insulator Material: Black Liquid Crystal Polymer
Terminal Material: Phosphor Bronze
Plating: Au or Sn over 50µ" (1,27 µm) Ni
Current Rating (TLW/SLW): 5.2 A per pin (1 pin powered per row)
Operating Temp Range: -55°C to +105°C with Tin, -55°C to +125°C with Gold
RoHS Compliant: Yes
Lead-Free Solderable: Yes

RECOGNITIONS

For complete scope of recognitions see www.samtec.com/quality

Note: Some lengths, styles and options are non-standard, non-returnable. MTLW Series is non-standard, non-returnable.

MTLW	1	NO. PINS PER ROW	LEAD STYLE	PLATING OPTION	ROW OPTION	POST HEIGHT																				
01 thru 40 = Single Row			Specify LEAD STYLE from chart	-F = Gold flash on post, Matte Tin on tail	-S = Single Row	-“XXX” = Post Height Dimension (In inches)																				
01 thru 36 = Double Row				-L = 10µ" (0,25 µm) Gold on post, Matte Tin on tail	-D = Double Row																					
			<table border="1"> <thead> <tr> <th>LEAD STYLE</th> <th>OAL</th> </tr> </thead> <tbody> <tr> <td>-05</td> <td>(8,51) .335</td> </tr> <tr> <td>-06</td> <td>(7,62) .300</td> </tr> <tr> <td>-07</td> <td>(10,92) .430</td> </tr> <tr> <td>-08</td> <td>(13,46) .530</td> </tr> <tr> <td>-09</td> <td>(18,54) .730</td> </tr> <tr> <td>-10</td> <td>(21,08) .830</td> </tr> <tr> <td>-22</td> <td>(16,00) .630</td> </tr> <tr> <td>-23</td> <td>(11,30) .445</td> </tr> <tr> <td>-24</td> <td>(12,19) .480</td> </tr> </tbody> </table>	LEAD STYLE	OAL	-05	(8,51) .335	-06	(7,62) .300	-07	(10,92) .430	-08	(13,46) .530	-09	(18,54) .730	-10	(21,08) .830	-22	(16,00) .630	-23	(11,30) .445	-24	(12,19) .480	-G = 10µ" (0,25 µm) Gold on post, Gold flash on tail		
LEAD STYLE	OAL																									
-05	(8,51) .335																									
-06	(7,62) .300																									
-07	(10,92) .430																									
-08	(13,46) .530																									
-09	(18,54) .730																									
-10	(21,08) .830																									
-22	(16,00) .630																									
-23	(11,30) .445																									
-24	(12,19) .480																									
				-T = Matte Tin																						



Mouser Electronics

Authorized Distributor

Click to View Pricing, Inventory, Delivery & Lifecycle Information:

[Samtec:](#)

[MTLW-104-07-G-S-213](#)