

PAGE 1/2

ISSUE 10-07-19

SERIE : SPDT

PART NUMBER : R570J13030

RF CHARACTERISTICS

Frequency range : **0 - 50 GHz**
 Impedance : **50 Ohms**

| Frequency (GHz) | DC - 6 | 6 - 12.4 | 12.4 - 18 | 18 - 26.5 | 26.5 - 40 | 40 - 50 |
|--------------------|----------------|----------------|----------------|----------------|----------------|----------------|
| VSWR max | 1.30 | 1.40 | 1.50 | 1.70 | 1.90 | 1.90 |
| Insertion loss max | 0.30 dB | 0.40 dB | 0.50 dB | 0.70 dB | 0.80 dB | 1.10 dB |
| Isolation min | 70 dB | 60 dB | 60 dB | 55 dB | 50 dB | 50 dB |
| Average power (*) | 80 W | 60 W | 50 W | 20 W | 10 W | 5 W |

ELECTRICAL CHARACTERISTICS

Actuator : **FAILSAFE**
 Nominal current ** : **102 mA**
 Actuator voltage (Vcc) : **28V (24 to 30V)**
 Terminals : **solder pins (250°C max. / 30 sec.)**

MECHANICAL CHARACTERISTICS

Connectors : **2.4mm female (According to IEEE STD 287)**
 Life : **2 million cycles**
 Switching Time*** : **< 10 ms**
 Construction : **Splashproof**
 Weight : **< 45 g**

ENVIRONMENTAL CHARACTERISTICS

Operating temperature range : **-25°C to +70°C**
 Storage temperature range : **-40°C to +85°C**

(* Average power at 25°C per RF Path)

(** At 25° C ±10%)

(*** Nominal voltage ; 25° C)



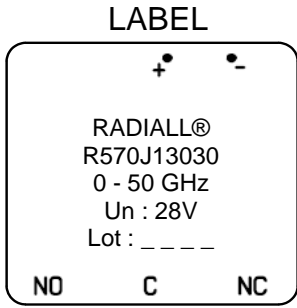
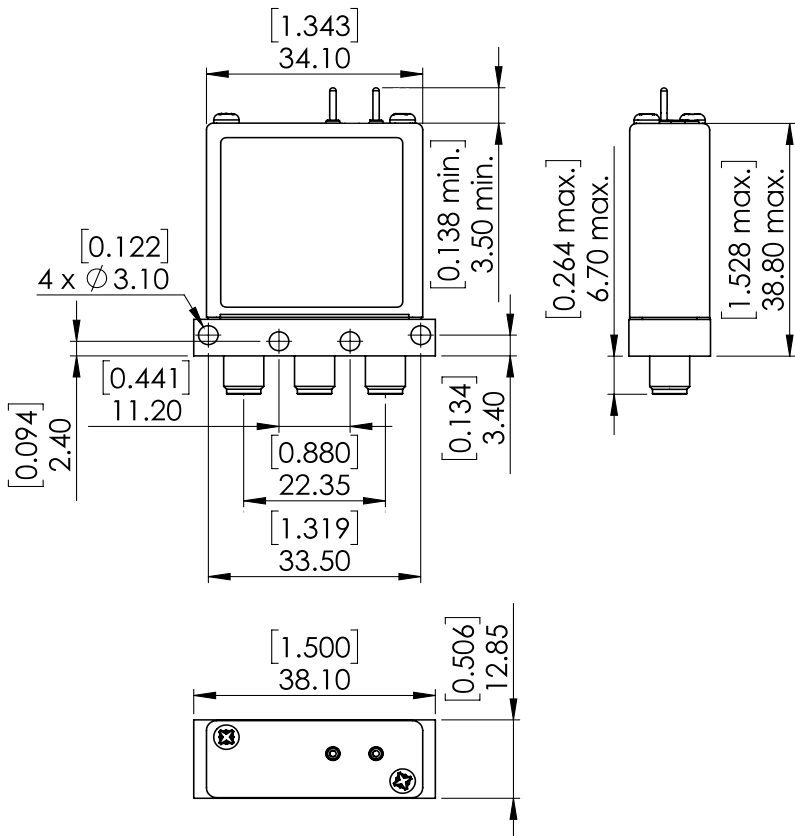
PAGE 2/2

ISSUE 10-07-19

SERIE : SPDT

PART NUMBER : R570J13030

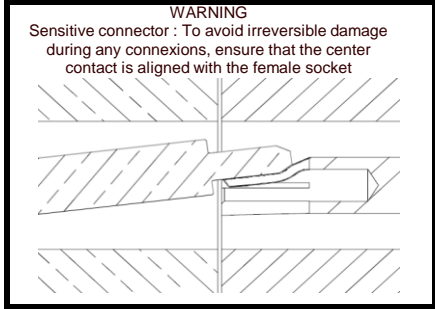
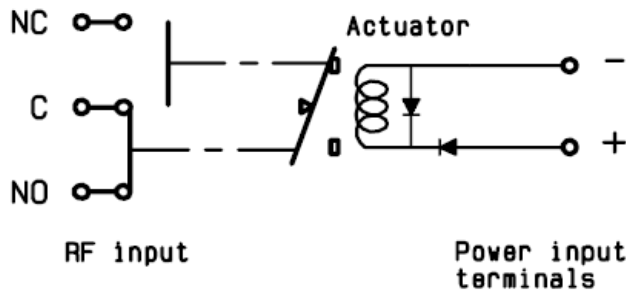
DRAWING



General tolerances : ±0,5 mm [0,02 in]

SCHEMATIC DIAGRAM

Position Energized :



| Voltage | RF Continuity |
|--------------|---------------|
| De-energized | C ↔ NC |
| energized | C ↔ NO |

Mouser Electronics

Authorized Distributor

Click to View Pricing, Inventory, Delivery & Lifecycle Information:

Radial:

[R570J13030](#)