

# 1.9 GHz RX Diversity Ceramic Antenna

Ground cleared under antenna, clearance area 10.60 x 6.25 mm

Pulse Part Number: W3029



## Features

- Omnidirectional radiation
- Low profile
- Compact size W x L x H (10 x 3.2 x 2 mm)
- Low weight (310 mg)
- Lead free materials
- Fully SMD compatible
- Lead free soldering compatible
- Tape and reel packing
- RoHS Compliant Product

## Applications

- GSM 1900 MHz band (PCS)
- 1.93-1.99 GHz

## Electrical specifications @ +25 °C

*Note: Electrical characteristics depend on test board (GP) size and antenna positioning on GP and Ground Clearance area size.*

## RX Diversity 1930-1990 MHz

Typical performance test board size 80 x 37 mm, PWB ground clearance area 10.60 x 6.25 mm)

| Frequency Range [MHz] | Linear Max Gain [dBi]        | Efficiency [%] / [dB]                     | Return Loss min. [dB] | Impedance [ $\Omega$ ] | Operating Temperature [°C] |
|-----------------------|------------------------------|-------------------------------------------|-----------------------|------------------------|----------------------------|
| 1930 – 1990           | 2 (peak)<br>1.3 (band edges) | 80 / -1 (peak)<br>70 / -1.55 (band edges) | -10                   | 50                     | -40 to +85                 |

### Pulse Antennas

Takatie 6  
90440 Kempele, Finland  
Tel: +358 207 935 500  
Fax: +358 207 935 501  
[www.pulseeng.com/antennas](http://www.pulseeng.com/antennas)



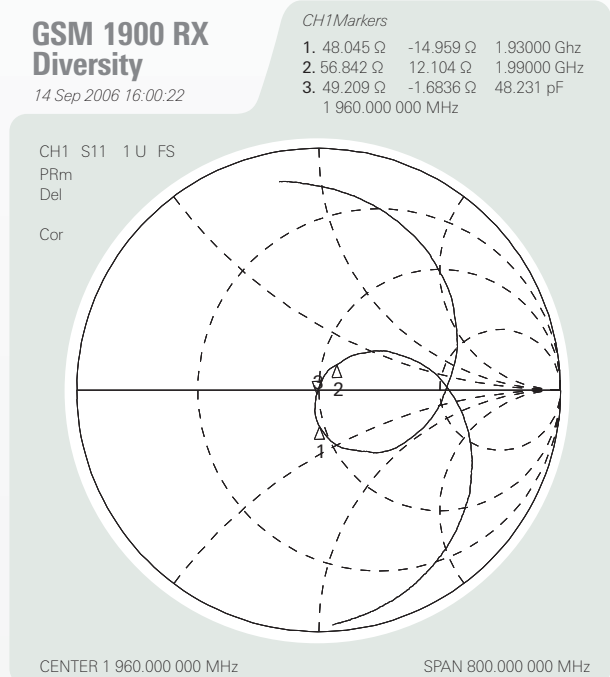
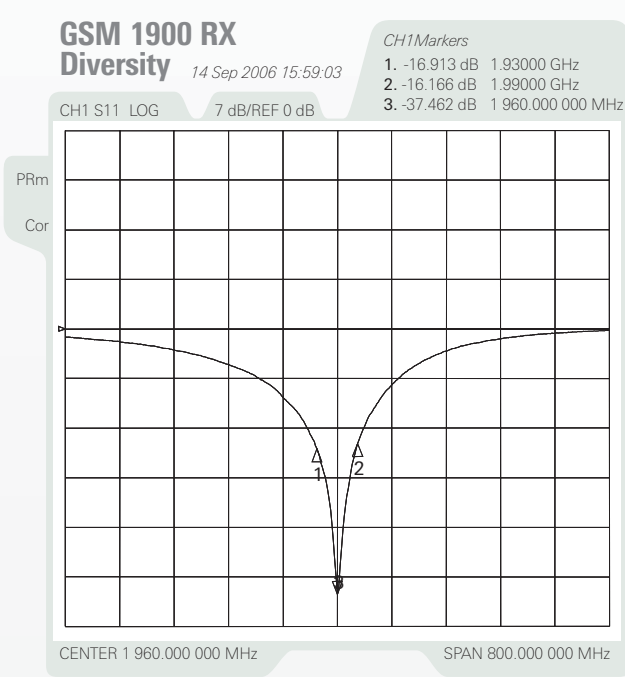
# 1.9 GHz RX Diversity Ceramic Antenna

Ground cleared under antenna, clearance area 10.60 x 6.25 mm

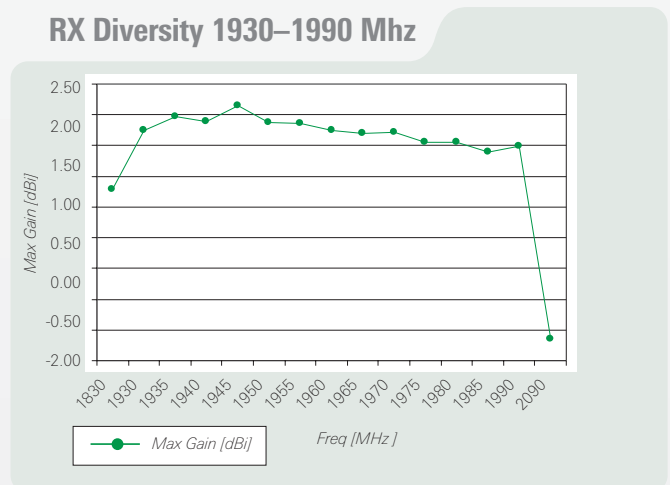
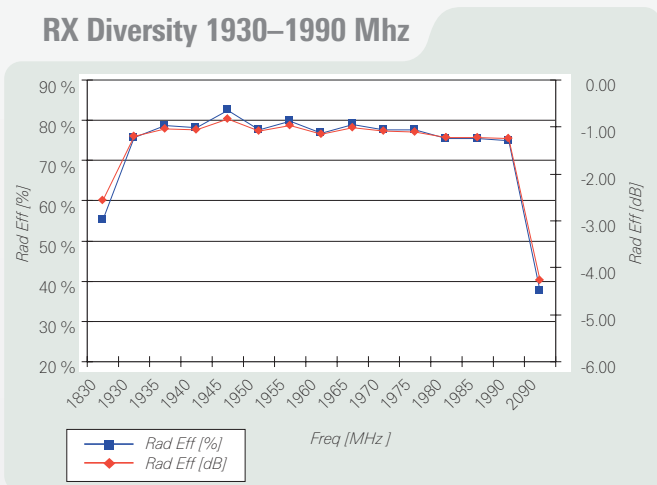
## Typical Electrical Characteristics (T=25 °C)

Measured on the 80 x 37 mm test board

### Typical Return Loss S11/impedance



### Free space efficiency and maximum gain



#### Pulse Antennas

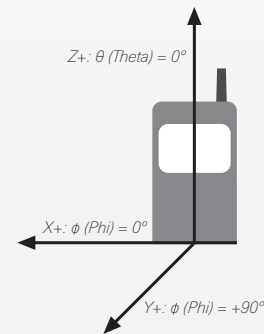
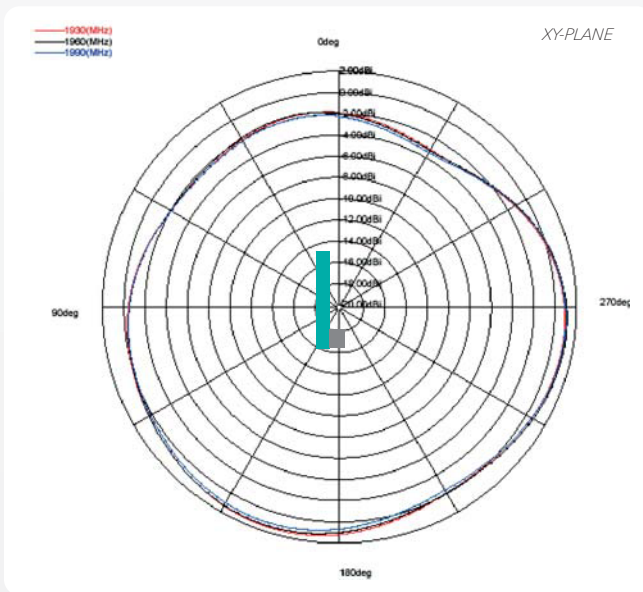
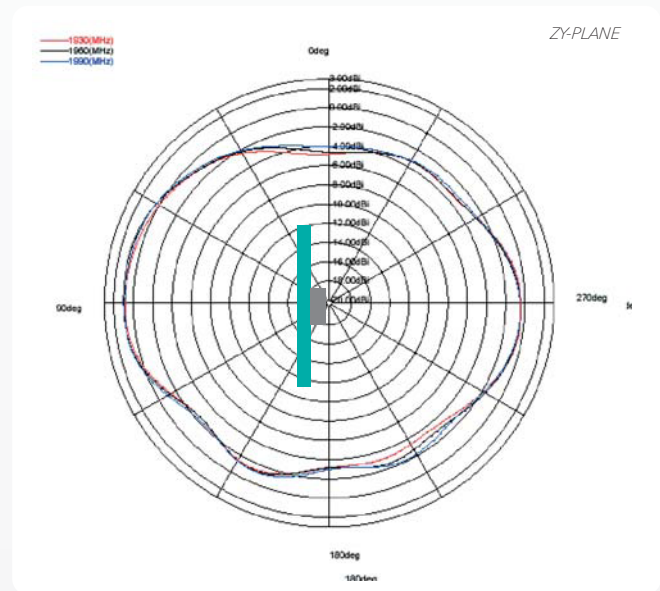
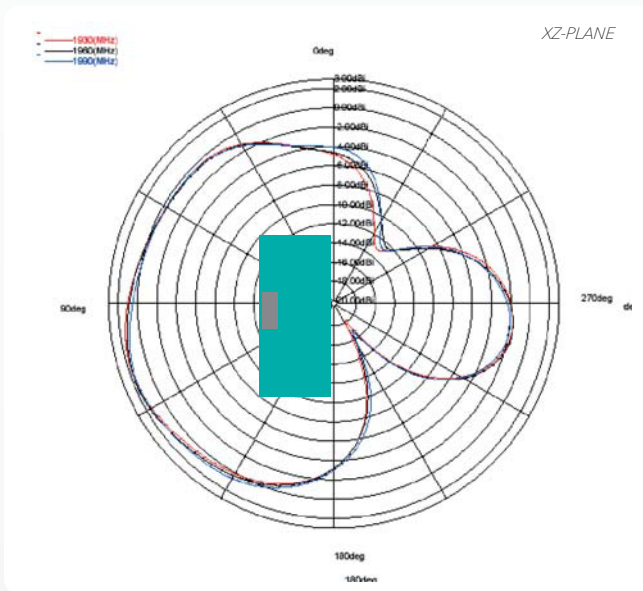
Takatie 6  
90440 Kempele, Finland  
Tel: +358 207 935 500  
Fax: +358 207 935 501  
[www.pulseeng.com/antennas](http://www.pulseeng.com/antennas)



# 1.9 GHz RX Diversity Ceramic Antenna

Ground cleared under antenna, clearance area 10.60 x 6.25 mm

## Typical Free Space Radiation Patterns



### Pulse Antennas

Takatie 6  
90440 Kempele, Finland  
Tel: +358 207 935 500  
Fax: +358 207 935 501  
[www.pulseeng.com/antennas](http://www.pulseeng.com/antennas)



# Mouser Electronics

Authorized Distributor

Click to View Pricing, Inventory, Delivery & Lifecycle Information:

Pulse:

W3029