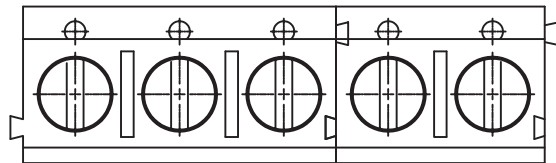
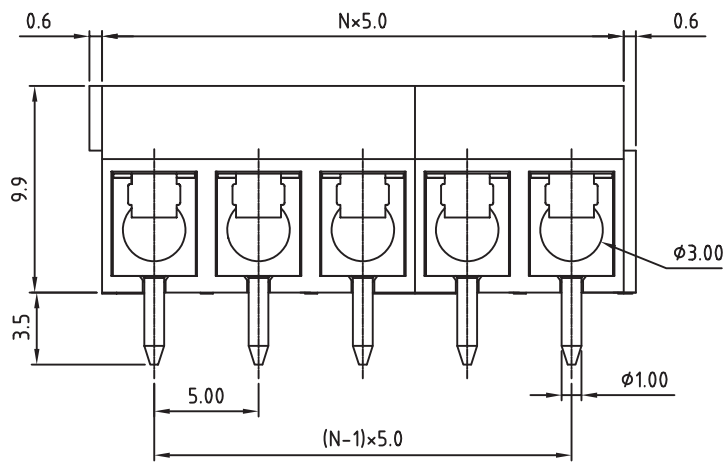



PCB LAYOUT - COMPONENT VIEW



TECHNICAL CHARACTERISTICS

MATERIAL
 INSULATOR: PA 66
 FLAMMABILITY RATING: UL94-V0
 COLOR: BLUE
 METAL HOUSING: BRASS (CuZn)
 TERMINAL SCREW: STEEL ZINC PLATING "-" SLOT TYPE
 WIRE GUARD: STAINLESS STEEL
 SURFACE OF SOLDER TAIL PLATING: TIN

ENVIRONMENTAL
 OPERATING TEMPERATURE: -40°C UP TO 105°C
 COMPLIANCE: LEAD FREE AND ROHS

ELECTRICAL	cULus	VDE
CURRENT RATING:	15 A	17.5 A
WORKING VOLTAGE:	300 VAC	250 VAC
WITHSTANDING VOLTAGE:	1.6 KV	2.0 KV
CONTACT RESISTANCE:	20 mΩ MAX	

STANDARD
 CERTIFIED E315414
 CERTIFIED 40022612

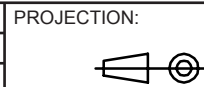
MECHANICAL
 SOLID WIRE: 22-14 AWG / 0.326-2.08 MM²
 STRANDED WIRE: 22-14 AWG / 0.326-2.08 MM²
 TORQUE: 2.6lb.In / 0.3Nm

WIRE STRIPE LENGTH: 5-6 MM
 SCREW: M2.6
 PITCH: 5.0 MM

SOLDERING
 JEDEC LEAD FREE WAVE SOLDERING

PACKAGING
 BOX

RoHS Compliant			
G			
F			
E	12-NOV-14	CABLE DIAMATER	AS
D	09-OCT-09	STANDARD	JP
C	29-OCT-08	CHARACTERISTICS	JP
B	31-JUL-08	SCREW TYPE	CH
A	30-OCT-07	PDF	EC
REV	DATE	FILE	BY



GENERAL TOLERANCE
 .X = +/- 0.2
 .XX = +/- 0.15



APPROVAL: FBr

UNIT: MM
 SCALE:
 SHEET: 1/2
 DRAW:

DESCRIPTION: SERIE 102 - 5.0MM HORIZONTAL ENTRY WITH PRESSURE CLAMP - WR-TBL
 WERI PART NO: 691 102 710 0xx

SIZE
A4

A

B

C

D

1

2

3

4

5

Cautions and Warnings:

This electronic component is designed and developed with the intention for use in general electronics equipments.

Before incorporating the components into any equipments in the field such as aerospace, aviation, nuclear control, submarine, transportation, (automotive control, train control, ship control), transportation signal, disaster prevention, medical, public information network etc. where higher safety and reliability are especially required or if there is possibility of direct damage or injury to human body, Würth Elektronik must be asked for a written approval.

In addition, even electronic component in general electronic equipments, when used in electrical circuits that require high safety, reliability functions or performance, the sufficient reliability evaluation-check for the safety must be performed before by the user before usage.

A

B

C

RoHS Compliant

G				PROJECTION: 	GENERAL TOLERANCE .X = +/- 0.2 .XX = +/- 0.15				
F									
E									
D									
C				APPROVAL: JC	UNIT: MM	DESCRIPTION: DISCLAIMER	SIZE	D	
B					SCALE:				
A	10-SEP-14	PDF	QL		SHEET: 2/2	WERI PART NO: DISCLAIMER			A4
REV	DATE	FILE	BY		DRAW: QL				

Mouser Electronics

Authorized Distributor

Click to View Pricing, Inventory, Delivery & Lifecycle Information:

[Wurth Electronics:](#)

[691102710002](#) [691102710003](#)