

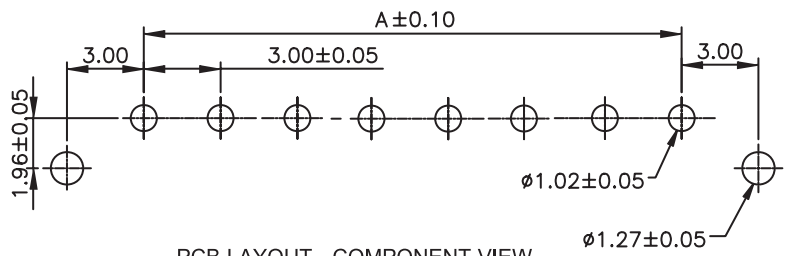
1

2

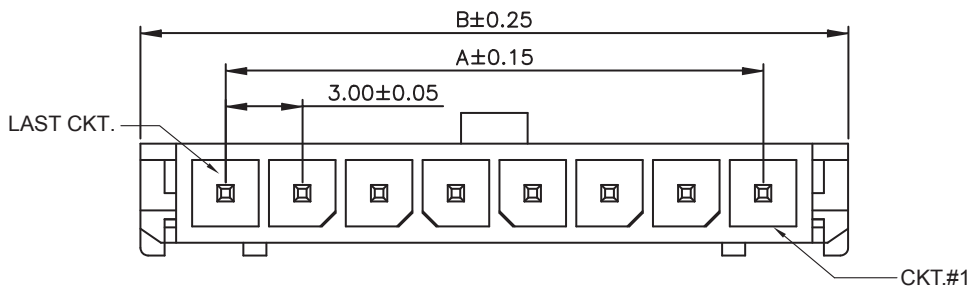
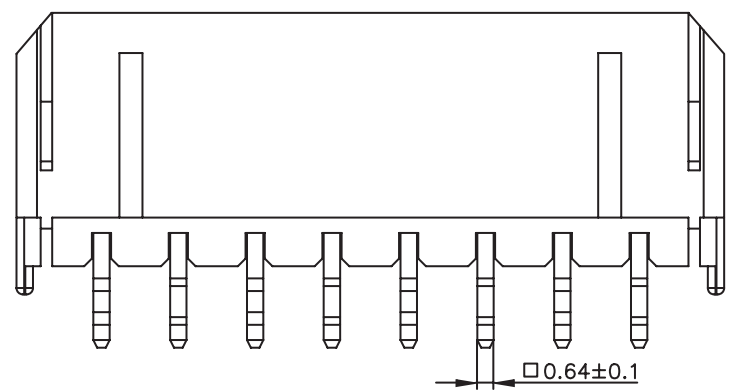
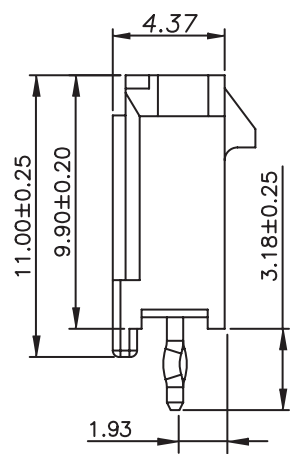
3

4

5



PCB LAYOUT - COMPONENT VIEW



TECHNICAL CHARACTERISTICS

MATERIAL
 INSULATOR: LCP
 COLOR: BLACK
 CONTACT MATERIAL: COPPER ALLOY
 CONTACT TYPE: STAMPED
 CONTACT PLATING: TIN
 QUALITY CLASS: 25 MATING CYCLES
 PITCH: 3.00 MM

ENVIRONMENTAL
 OPERATING TEMPERATURE: -40 UP TO 105°C
 FLAMABILITY RATING: UL94-V0
 COMPLIANCE: LEAD FREE AND ROHS

ELECTRICAL
 CURRENT RATING: 5 A
 WORKING VOLTAGE: 250 VAC
 INSULATOR RESISTANCE: >1000 MOHM
 DIELECTRIC WITHSTANDING VOLTAGE: 1500 VAC/MN
 CONTACT RESISTANCE: 10 mOHM MAX

STANDARD
 CERTIFIED: E323964

SOLDERING
 JEDEC LEAD FREE WAVE SOLDERING PROCESS

PACKAGING
 TUBE

DIMENSION
 A = 3.00 x (NB. PIN - 1)
 B = 3.00 x (NB. PIN + 1) + 0.65

RoHS Compliant			
N			
M	05-NOV-15	TPK	AK
L	02-JUL-15	PINNING	AK
K	20-JAN-15	PROJECTION	QP
J	26-SEP-14	DRAWING	AS
I	17-FEB-14	SOLDERING	QL
H	29-JUL-13	DWG & CARAC	QL
REV	DATE	FILE	BY

PROJECTION:	
APPROVAL: BBu	

GENERAL TOLERANCE
.X = +/- 0.2
.XX = +/- 0.15
UNIT: MM
SCALE:
SHEET: 1/3
DRAW: AS

DESCRIPTION: 3.00 MM MALE SINGLE ROW VERTICAL HEADER
WERI PART NO: 662 0xx 111 22

DESCRIPTION: 3.00 MM MALE SINGLE ROW VERTICAL HEADER
WERI PART NO: 662 0xx 111 22

SIZE
A4

A

B

C

D

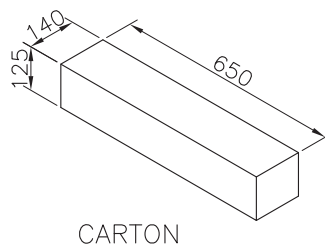
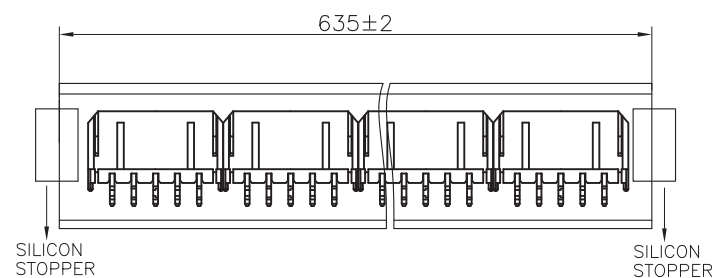
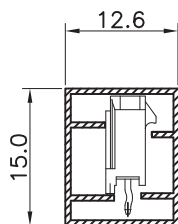
1

2

3

4

5

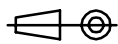


CARTON

Pin	Pcs/Tube	Tube/Carton	Pcs/Carton
2	63	70	4410
3	48	70	3360
4	39	70	2730
5	32	70	2240
6	28	70	1960
7	24	70	1680
8	22	70	1540
9	20	70	1400
10	18	70	1260
11	16	70	1120
12	15	70	1050

RoHS Compliant

PROJECTION:



GENERAL TOLERANCE

.X = ± 0.2 .XX = ± 0.15 

APPROVAL: BBu

UNIT: MM

DESCRIPTION: 3.00 MM MALE SINGLE ROW VERTICAL HEADER

SIZE

SCALE:

WERI PART NO: 662 0xx 111 22

A4

SHEET: 2/3

DRAW: AK

REV	DATE	FILE	BY
G			
F			
E			
D			
C			
B			
A			

1

2

3

4

5

Cautions and Warnings:

This electronic component is designed and developed with the intention for use in general electronics equipments.

Before incorporating the components into any equipments in the field such as aerospace, aviation, nuclear control, submarine, transportation, (automotive control, train control, ship control), transportation signal, disaster prevention, medical, public information network etc. where higher safety and reliability are especially required or if there is possibility of direct damage or injury to human body, Würth Elektronik must be asked for a written approval.

In addition, even electronic component in general electronic equipments, when used in electrical circuits that require high safety, reliability functions or performance, the sufficient reliability evaluation-check for the safety must be performed before by the user before usage.

A

B

C

RoHS Compliant

G				PROJECTION: 	GENERAL TOLERANCE .X = +/- 0.2 .XX = +/- 0.15		
F							
E							
D							
C				APPROVAL: JC	UNIT: MM	DESCRIPTION: DISCLAIMER	SIZE A4
B					SCALE:		
A	10-SEP-14	PDF	QL		SHEET: 3/3	WERI PART NO: DISCLAIMER	
REV	DATE	FILE	BY		DRAW: QL		

D

Mouser Electronics

Authorized Distributor

Click to View Pricing, Inventory, Delivery & Lifecycle Information:

[Wurth Elektronik:](#)

[66200811122](#)