


CORD ORGANIZING

CORDUCT®

Overfloor Cord Protector

The safe and easy way to hide cords on the floor.

Corduct Cord Protector conceals cords while creating a smooth, trip-free surface. Applies to any flooring surface with pressure-sensitive tape (included with product). Cuts to any length with scissors or utility knife.



2 1/2" W x 7/16" H x 1/2" W cord opening
64mm W x 11.4mm H x 12.7mm W cord opening




TOOLS YOU'LL NEED:

- Tape measure
- Scissors or utility knife


CORDUCT parts checklist:



CDI-5
Ivory 5' cord protector
CDI-15
Ivory 15' cord protector
CDI-50
Ivory 50' cord protector




CDB-5
Brown 5' cord protector
CDB-15
Brown 15' cord protector
CDB-50
Brown 50' cord protector



CDG-5
Gray 5' cord protector
CDG-15
Gray 15' cord protector
CDG-50
Gray 50' cord protector

Easy to install:



1
Cut to length.



2
Insert cords.



3
Attach tape and adhere to floor.

Mouser Electronics

Authorized Distributor

Click to View Pricing, Inventory, Delivery & Lifecycle Information:

[Wiremold:](#)

[CDI-5](#) [CDI-15](#) [CDB-5](#) [CDB-15](#) [CDG-5](#) [CDG-15](#)