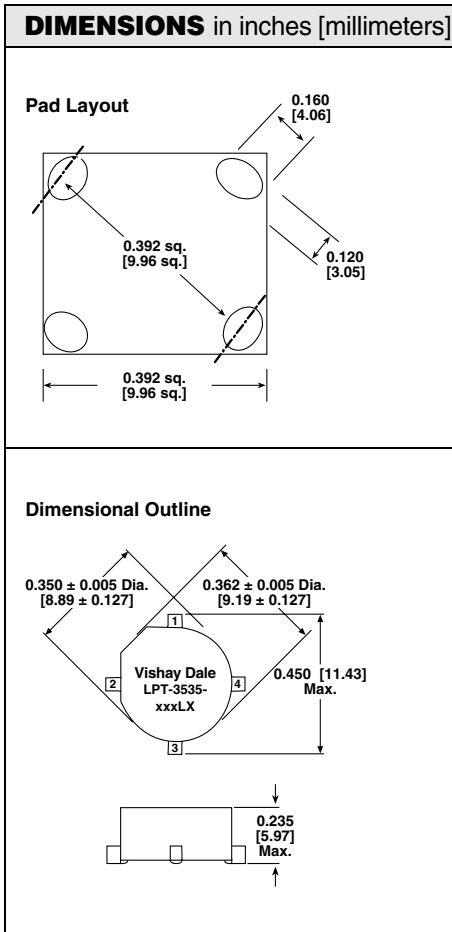


## Inductors/Transformers Customizable, Surface Mount Torodial, Kool Mu<sup>®</sup>, Powdered Iron and MPP Cores


**FEATURES**

- Torodial design for minimal EMI radiation in DC to DC converter applications
- Designed to support the growing need for efficient DC to DC converters in battery operated equipment
- Two separate windings provide versatility by ability to connect windings in series or parallel
- Operating Temperature Range: - 40 °C to + 125 °C
- Supplied on tape and reel and is designed to be pick and place compatible
- Custom versions and turns ratios available. Contact the factory with your specifications


**RoHS  
COMPLIANT**


<b>STANDARD ELECTRICAL SPECIFICATIONS (In Parallel)</b>						
MODEL	STANDARD IND. VALUES	ACTUAL IND. - μH (LOC) ± 15 %	RATED IDC (40 °C)	IND. AT IDC (L-BIAS) [30 %]	DCR Ω	
LPT3535ER1ROLK	1.0	0.800	6.42	0.48 at 7.05	0.005	
LPT3535ER1R5LK	1.5	1.80	4.77	1.07 at 4.70	0.009	
LPT3535ER2R5LK	2.5	2.45	4.45	1.46 at 4.03	0.011	
LPT3535ER3R3LK	3.3	3.20	3.73	1.90 at 3.52	0.015	
LPT3535ER5R0LK	5.0	5.00	3.01	2.98 at 2.82	0.023	
LPT3535ER100LK	10	11.3	1.95	6.69 at 1.88	0.055	
LPT3535ER150LK	15	16.2	1.59	9.64 at 1.57	0.081	
LPT3535ER250LK	25	26.5	1.25	15.7 at 1.23	0.131	
LPT3535ER330LK	33	33.8	1.05	20.1 at 1.08	0.182	
LPT3535ER500LK	50	51.2	0.84	30.5 at 0.88	0.280	
LPT3535ER101LK	100	101	0.63	60.2 at 0.63	0.514	
LPT3535ER151LK	150	151	0.57	90.0 at 0.51	0.775	
LPT3535ER251LK	250	252	0.40	150.0 at 0.40	1.279	
LPT3535ER331LK	330	328	0.33	195.0 at 0.35	1.837	
<b>POWDER IRON (B)</b>						
LPT3535ER1R0LP	1.0	0.882	5.10	0.56 at 4.29	0.004	
LPT3535ER1R5LP	1.5	1.57	4.48	0.99 at 3.21	0.005	
LPT3535ER2R5LP	2.5	2.45	3.58	1.54 at 2.57	0.009	
LPT3535ER3R3LP	3.3	3.53	2.96	2.22 at 2.14	0.013	
LPT3535ER5R0LP	5.0	4.80	2.41	3.03 at 1.84	0.018	
LPT3535ER100LP	10	10.8	1.58	6.81 at 1.22	0.043	
LPT3535ER150LP	15	15.3	1.29	9.65 at 1.03	0.064	
LPT3535ER250LP	25	25.1	1.03	15.8 at 0.80	0.103	
LPT3535ER330LP	33	33.5	0.85	21.1 at 0.70	0.147	
LPT3535ER500LP	50	51.8	0.68	32.7 at 0.56	0.230	
LPT3535ER101LP	100	104	0.51	65.2 at 0.40	0.424	
LPT3535ER151LP	150	153	0.41	96.3 at 0.33	0.645	
LPT3535ER251LP	250	250	0.33	157.0 at 0.25	1.031	
LPT3535ER331LP	330	330	0.27	208.0 at 0.22	1.463	
<b>MPP (C)</b>						
LPT3535ER1R0LM	1.0	0.800	6.45	0.52 at 7.05	0.005	
LPT3535ER1R5LM	1.5	1.80	4.80	1.16 at 4.70	0.009	
LPT3535ER2R5LM	2.5	2.45	4.46	1.58 at 4.03	0.011	
LPT3535ER3R3LM	3.3	3.20	3.73	2.06 at 3.52	0.015	
LPT3535ER5R0LM	5.0	5.00	3.02	3.22 at 2.82	0.023	
LPT3535ER100LM	10	11.3	1.94	7.25 at 1.88	0.055	
LPT3535ER150LM	15	16.2	1.59	10.43 at 1.57	0.081	
LPT3535ER250LM	25	26.5	1.26	17.0 at 1.23	0.131	
LPT3535ER330LM	33	33.8	1.05	21.8 at 1.08	0.182	
LPT3535ER500LM	50	51.2	0.84	33.0 at 0.88	0.280	
LPT3535ER101LM	100	101	0.64	97.4 at 0.51	0.514	
LPT3535ER151LM	150	151	0.52	65.2 at 0.63	0.775	
LPT3535ER251LM	250	252	0.40	162.0 at 0.51	1.279	
LPT3535ER331LM	330	328	0.33	211.0 at 0.35	1.837	

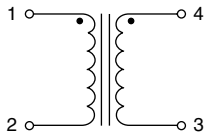
<b>DESCRIPTION</b>						
LPT	3535	100 μH	± 15 %	A	ER	e2
MODEL	SIZE	INDUCTANCE VALUE	INDUCTANCE TOLERANCE	CORE/HEIGHT K = KOOL MU <sup>®</sup> (A) P = POWER IRON (B) M = MPP (C)	PACKAGE CODE ER = Reel EB = Bulk	JEDEC LEAD (Pb)-FREE STANDARD

<b>GLOBAL PART NUMBER</b>													
L	P	T	3	5	3	5	E	R	1	0	1	L	K
PRODUCT FAMILY			SIZE			PACKAGE CODE		INDUCTANCE VALUE			TOL.	CORE	

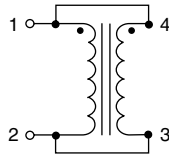
\* Kool Mu<sup>®</sup> is a registered trademark of Spang & Company

**SCHEMATICS - CONNECTION DIAGRAMS**

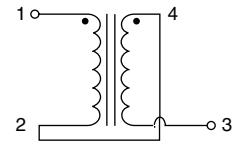
**Transformer**



**Parallel**



**Series**

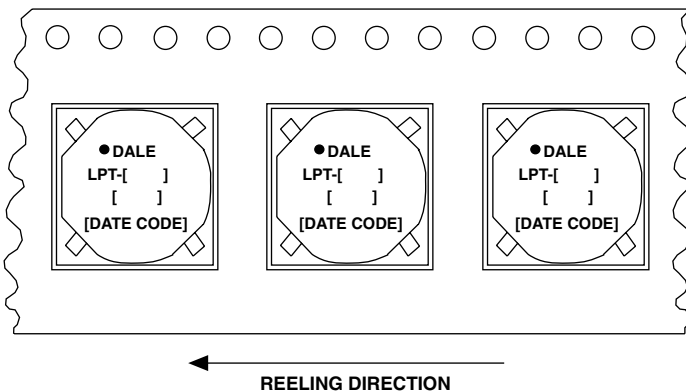


**PART MARKING**

- Vishay Dale
- Model number
- Pin 1 identification

**PACKAGING** in inches [millimeters]

Pocket Tape Orientation



Carrier Tape Width	0.945 [24.0]
Pitch	0.630 [16.0]
Parts per 13" [330.2] Reel	600

All embossed carrier tape packaging will be in compliance with the latest revision of EIA-481.



## Notice

Specifications of the products displayed herein are subject to change without notice. Vishay Intertechnology, Inc., or anyone on its behalf, assumes no responsibility or liability for any errors or inaccuracies.

Information contained herein is intended to provide a product description only. No license, express or implied, by estoppel or otherwise, to any intellectual property rights is granted by this document. Except as provided in Vishay's terms and conditions of sale for such products, Vishay assumes no liability whatsoever, and disclaims any express or implied warranty, relating to sale and/or use of Vishay products including liability or warranties relating to fitness for a particular purpose, merchantability, or infringement of any patent, copyright, or other intellectual property right.

The products shown herein are not designed for use in medical, life-saving, or life-sustaining applications. Customers using or selling these products for use in such applications do so at their own risk and agree to fully indemnify Vishay for any damages resulting from such improper use or sale.

# Mouser Electronics

Authorized Distributor

Click to View Pricing, Inventory, Delivery & Lifecycle Information:

Vishay:

[LPT3535RH330LK](#) [LPT-3535-331LATR](#) [LPT3535ER331LK](#)