THIS DRAWING IS UNPUBLISHED. RELEASED FOR PUBLICATION 20
© COPYRIGHT 20 BY TYCO ELECTRONICS CORPORATION. ALL RIGHTS RESERVED.

PART NUMBER	REV	FIRST USED	POWER UNIT	FEED TYPE
1855364-1	A	122500-1	LEADMAKER & BENCH MODEL G	AIR FEED
1855364-2	A	565435-5	BENCH MODEL K	AIR FEED
7-1855364-7	A	-	SPARE PARTS	-

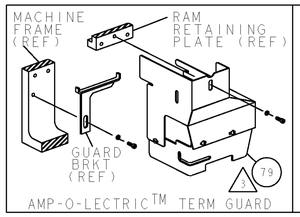

AMP-O-LECTRIC™ TERM GUARD

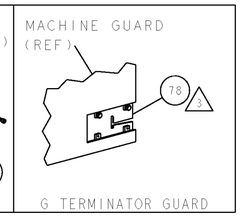

G TERMINATOR GUARD

TERMINAL NAME: TERMINAL, EYELET - STRAIGHT					
TE PN	-	TE TERMINAL - TE CRIMP SPECS			
1438247	-				
-	-	PAD LTR	CRIMP HEIGHT	WIRE SIZE	REF SETTING*
-	-	A	2.49±0.05mm [.098±.002]	14 AWG	D0
-	-	B	-	-	-
-	-	C	-	-	-
-	-	D	-	-	-
-	-	CRIMP	SIZE	TYPE	RANGE
-	-				
-	-	WIRE	.124 [3.15mm]	F	14 AWG
-	-	INSUL	.160 [4.06mm]	F	Ø.120 MAX
WIRE STRIP LENGTH .185 -.200	TERM APPL SPEC NONE	FEED .910	APPL INSTRUCTIONS 1408-8490	SET UP GAGE 458638-1	

LOC	DIST
A	66

REVISIONS

P	LTR	DESCRIPTION	DATE	DWN	APVD
	1	PRELIMINARY	24JAN2008	MEH	GB
	A	RELEASED	12FEB2008	MEH	TE

1. RECOMMENDED SPARE PARTS
2. GREASE LIGHTLY
3. GUARD MUST BE IN PLACE WHEN OPERATING APPLICATOR IN A BENCH MACHINE

*WARNING:

ON INSTALLATION, SET WIRE DISC TO LARGEST WIRE SIZE SETTING. USE OF SETTINGS BELOW MIN REQUIRED CRIMP HEIGHT SETTING WILL CAUSE DAMAGE TO CRIMP TOOLING.

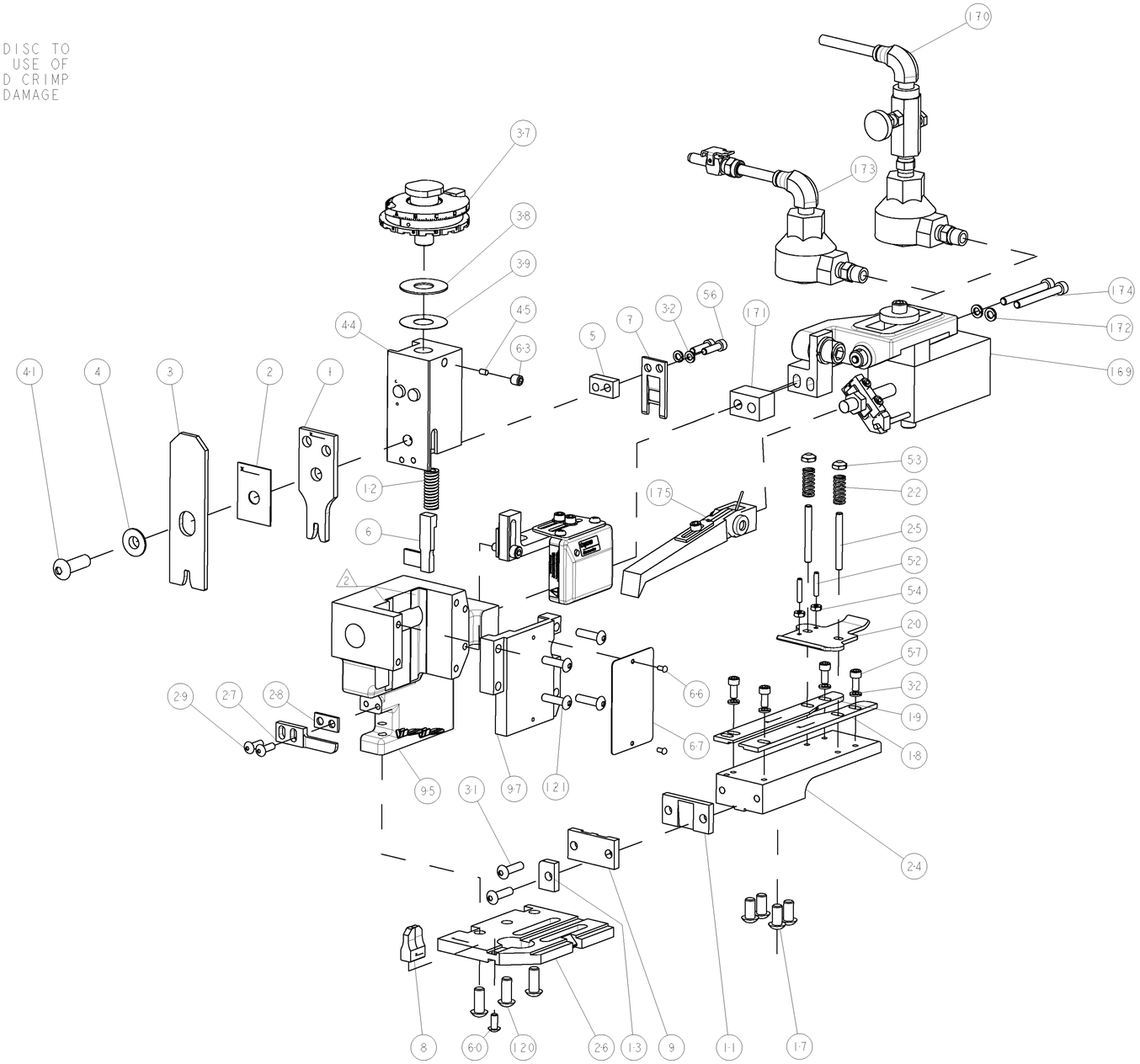

	-	1	1	-	460680-2	FEED FINGER ASSEMBLY	175
	-	2	2	-	4-21000-2	SCR, SKT HD CAP 10-32 X 1.750	174
	-	-	1	-	692655-7	AIR FEED VALVE ASSEMBLY	173
	-	2	2	-	21024-5	WASHER, SPRG LOCK, REG NO 10	172
	-	1	1	-	461690-3	SPACER, AIR FEED	171
	-	1	-	-	692655-5	AIR FEED VALVE ASSEMBLY	170
	-	1	1	-	460277-1	AIR FEED ASSY	169
	-	4	4	-	2-21002-9	SCR, BTN SKT HD CAP 10-32 X .750	121
	-	3	3	-	2-22733-8	SCR, BHSC, SELF-LOCKING, 1/4-20 X .625	120
	-	1	1	-	454220-1	CAP, RAM	97
	-	1	1	-	453736-1	HOUSING, APPLICATOR	95
3	-	REF	-	..	455745-1	GUARD WINDOW	79
3	-	-	REF	..	679532-1	INSERT, GUARD	78
	-	1	1	-	217238-1	GENERAL INSTRUCTION PKG	72
	-	1	1	-	4088039	EF APPL INST 408-8039	71
	-	1	1	-	461264-5	PLATE, IDENTIFICATION	67
	-	2	2	-	21017-2	SCREW, DRIVE	66
	-	1	1	-	21009-2	SCR, SET, SELF LOCKING 1/4-20 X .250	63
	-	1	1	-	22733-8	SCR, BHSC, SELF-LOCKING, 8-32 X .375	60
	-	4	4	-	2-21000-6	SCR, SKT HD CAP 8-32 X .375	57
	-	2	2	-	2-21000-8	SCR, SKT HD CAP 8-32 X .625	56
	-	2	2	-	21018-4	NUT, HEX, REG 4-40	54
	-	2	2	-	21022-2	NUT, LOCK, HEX, TORQUE, 8-32	53
	-	2	2	-	2-21006-6	SCR, SET, CUP POINT 4-40 X .625	52
	-	1	1	-	690191-1	PLUG,NYLON	45
	-	1	1	-	1-455674-3	RAM	44
	-	1	1	-	7-21002-9	SCR, BTN SKT HD CAP 5/16-24 X 1.00	41
	-	1	1	-	690125-1	SHIM SUB-ASSY	39
	-	1	1	-	469367-7	SHIM	38
	-	1	1	-	879103-2	FINE ADJUST HEAD SUBASSY	37
	-	6	6	-	21024-4	WASHER, SPRG LOCK, REG NO 8	32
	-	2	2	-	2-21002-9	SCR, BTN SKT HD CAP 10-32 X .750	31
	-	2	2	-	2-21002-2	SCR, BTN SKT HD CAP 8-32 X .500	29
	-	1	1	-	1-690451-4	SPACER, STRIPPER	28
	-	1	1	-	240639-1	STRIPPER (MACHINING)	27
	-	1	1	-	455676-1	PLATE, BASE	26
	-	2	2	-	22354-8	STUD, THREADED	25
	-	1	1	-	455678-2	PLATE, STRIP GUIDE	24
	-	2	2	-	4-22281-1	SPRING, DRAG	22
	-	1	1	-	454177-1	DRAG	20
	-	1	1	-	4-458030-2	STRIP GUIDE, REAR	19
	-	1	1	-	4-458031-2	STRIP GUIDE, FRONT	18
	-	4	4	-	3-21002-3	SCR, BTN SKT HD CAP 1/4-20 X .500	17
	-	1	1	-	690481-2	SPACER, HOLD DOWN	13
	-	1	1	-	23846-1	SPRING, DIE	12
1	-	1	1	-	240644-9	PLATE, REAR SHEAR	11
1	-	1	1	-	1-690482-6	PLATE, FRONT SHEAR	9
1	1	1	1	-	2-1633249-3	ANVIL, COMBINATION	8
1	-	1	1	-	690474-2	BLADE, SLUG	7
	-	1	1	-	7-455892-9	HOLD DOWN, TERMINAL	6
	-	1	1	-	2-240641-5	SPACER	5
	-	1	1	-	238009-1	BLOCK, FL CRIMPER SPACER	4
1	1	1	1	-	456134-9	CRIMPER, INSULATION F PREMIUM	3
	-	1	1	-	455888-6	SPACER, CRIMPER	2
1	1	1	1	-	1633609-4	CRIMPER, WIRE	1
	-77	-2	-1	U/M	PART NO	DESCRIPTION	ITEM NO

THIS DRAWING IS A CONTROLLED DOCUMENT FOR TYCO ELECTRONICS CORPORATION IN US SUBSIDIARIES. TO CHANGE AND THE CONTROLLING ENGINEERING ORGANIZATION SHOULD BE CONTACTED FOR THE LATEST REVISION.

DIMENSIONS: INCHES

TOLERANCES UNLESS OTHERWISE SPECIFIED:
0 PLC ±-
1 PLC ±0.1
2 PLC ±0.01
3 PLC ±0.001
4 PLC ±0.0001
ANGLES ±-

MATERIAL - -
FINISH - -

DWN M HERR	24JAN2008	
CHK G BAILEY	34JAN2008	
APVD N DEMING	24JAN2008	
PRODUCT SPEC - -		
APPLICATION SPEC - -		
WEIGHT -		

tyco Electronics
Tyco Electronics
Harrisburg, PA 17105-3608

NAME END FEED HDM APPLICATOR - -

SIZE	CAGE CODE	DRAWING NO	RESTRICTED TO
A1	00779	C-1855364	-

CUSTOMER DRAWING | SCALE 3:5 | SHEET 1 OF 1 | REV A

CUSTOMER VIEWABLE ASSEMBLY

AMP 4805 REV 31MAR2000

Pro/ENGINEER DRAWING

Mouser Electronics

Authorized Distributor

Click to View Pricing, Inventory, Delivery & Lifecycle Information:

TE Connectivity:

1855364-1