

4

3

2

1

THIS DRAWING IS UNPUBLISHED.

RELEASED FOR PUBLICATION

© COPYRIGHT

ALL RIGHTS RESERVED.

LOC DIST

REVISIONS

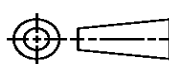
P	LTR	DESCRIPTION	DATE	DWN	APVD
	A1	ECR-14-018880	24DEC2014	GK	HMR

REPLACED BY OCEAN STYLE APPLICATOR PART NUMBER 2266473-1

FOR REPLACEMENT PARTS FOR APPLICATOR 1852836 REFER TO ADDITIONAL PAGE(S). SPARE PARTS KIT (IF LISTED) WILL REMAIN AVAILABLE.

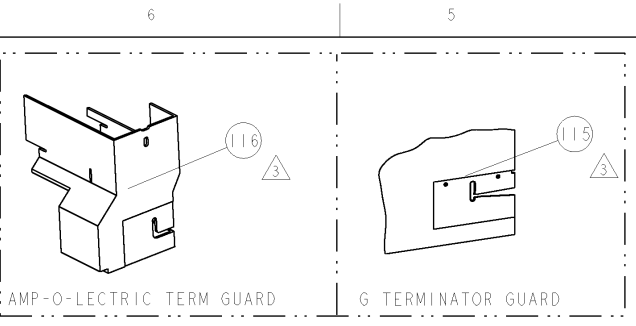
THE REPLACEMENT OCEAN STYLE APPLICATOR HAS THE SAME TERMINATOR/PRESS INTERFACE AS APPLICATOR 1852836

THIS DRAWING IS A CONTROLLED DOCUMENT.		DWN	GOPALAKRISHNA HV														
DIMENSIONS:		CHK	RAGHAVENDRA														
TOLERANCES UNLESS OTHERWISE SPECIFIED:		APVD	RAGHAVENDRA														
<table border="0"> <tr> <td>0 PLC</td> <td>±</td> </tr> <tr> <td>1 PLC</td> <td>±</td> </tr> <tr> <td>2 PLC</td> <td>±</td> </tr> <tr> <td>3 PLC</td> <td>±</td> </tr> <tr> <td>4 PLC</td> <td>±</td> </tr> <tr> <td>ANGLES</td> <td>±</td> </tr> </table>		0 PLC	±	1 PLC	±	2 PLC	±	3 PLC	±	4 PLC	±	ANGLES	±	NAME	SIDE FEED HDM APPLICATOR		
0 PLC	±																
1 PLC	±																
2 PLC	±																
3 PLC	±																
4 PLC	±																
ANGLES	±																
MATERIAL		PRODUCT SPEC															
FINISH		APPLICATION SPEC															
		WEIGHT	SIZE	CAGE CODE	DRAWING NO												
			A3		©- 1852836												
		CUSTOMER DRAWING	SCALE	SHEET 1 OF 2	REV A1												



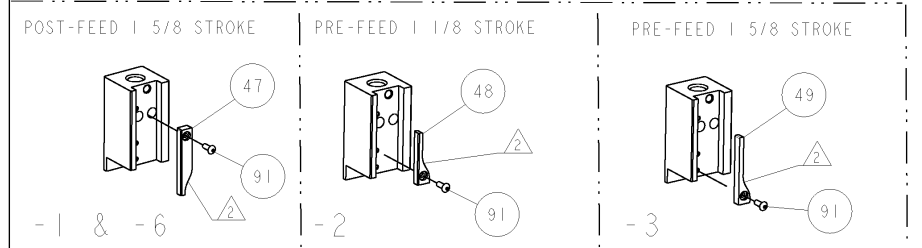
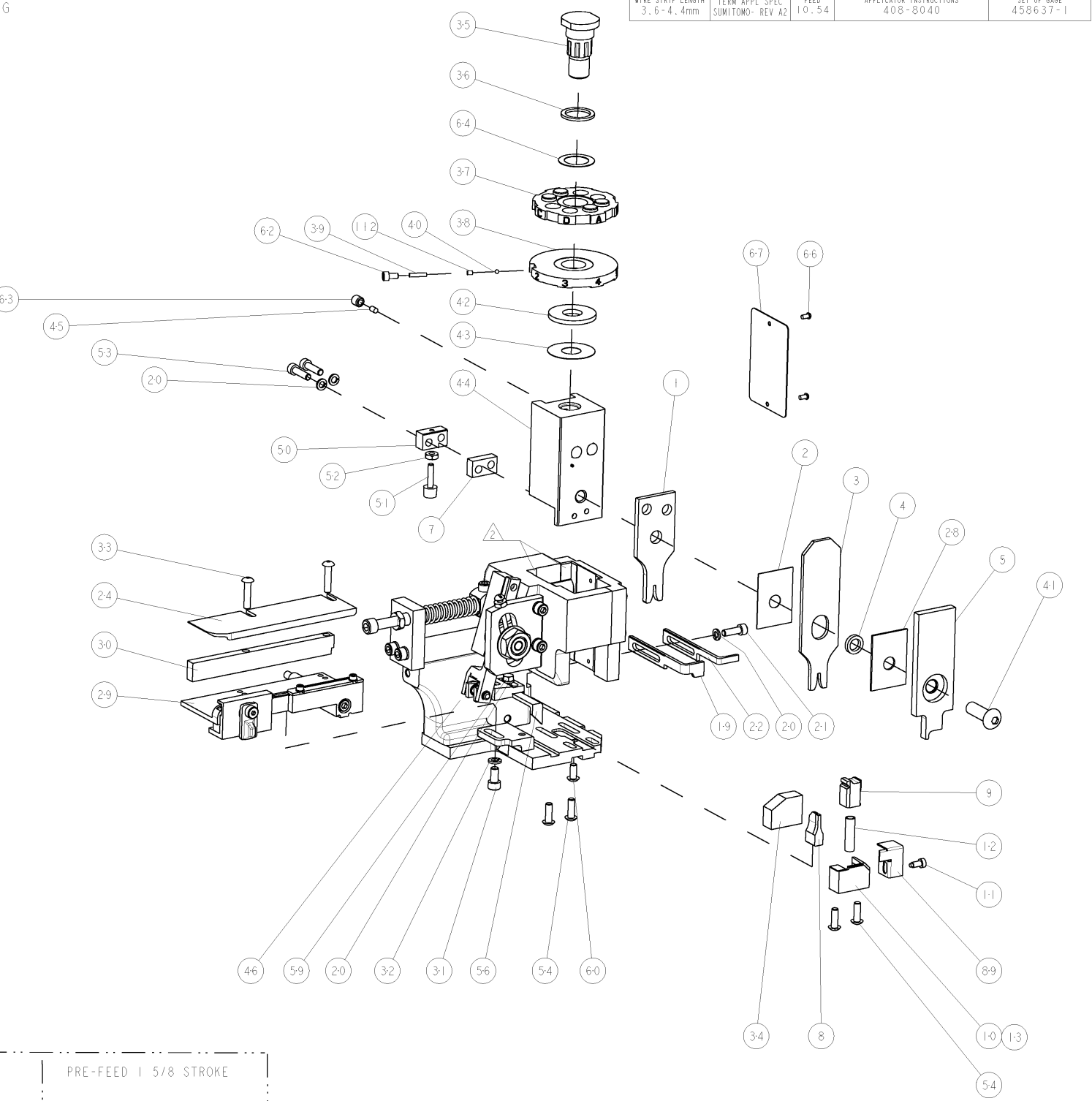
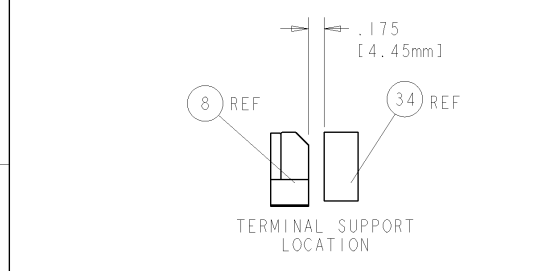
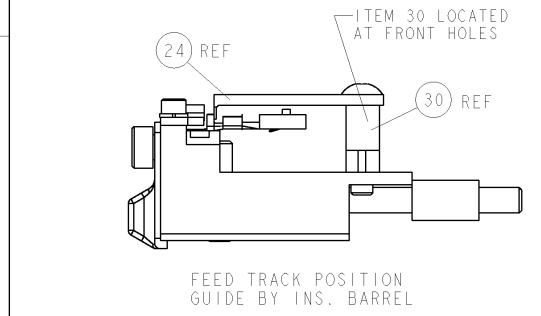
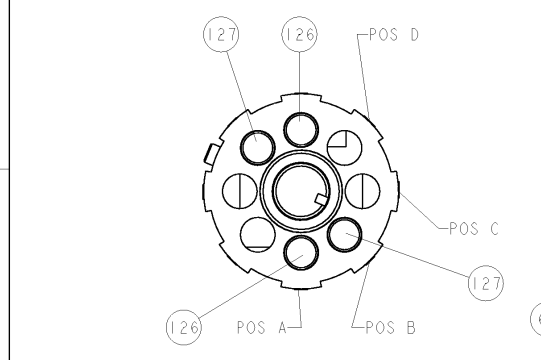
PART NUMBER	REV	FIRST USED	POWER UNIT	FEED TYPE	DESCRIPTION
1852836-1	A	122500-1	LEADMAKER	POST FEED	CUTS CARRIER
1852836-2	A	565435-5	BENCH MODEL K	PRE FEED	CUTS CARRIER
1852836-3	A	354500-1	BENCH MODEL G	PRE FEED	CUTS CARRIER
1852836-6	A	122500-1	LEADMAKER	POST FEED	CONTINUOUS CARRIER
7-1852836-7	A	-	-	-	SPARE PARTS

- △ RECOMMENDED SPARE PARTS
- △ GREASE LIGHTLY
- △ GUARD MUST BE IN PLACE WHEN OPERATING APPLICATOR IN A BENCH MACHINE



TERMINAL NAME: US1.5mm UNSEALED FEMALE TERMINAL			
TE PN	SUMITOMO	SUMITOMO TERMINAL - SUMITOMO SPECS	
1949952-1	8240-0123		
1949952-2	8240-0127	PAB LTR	CRIMP HEIGHT
-	-	A	1.20mm+.05/- .05 [.047+.002/- .002]
-	-	B	1.10mm+.05/- .05 [.043+.002/- .002]
-	-	C	-
-	-	D	-
-	-	CRIMP	SIZE
-	-	WIRE	1.58mm [.062]
-	-	INSUL	2.15mm [.085]
-	-	FEED	10.54
-	-	APPLICATOR INSTRUCTIONS	408-8040
-	-	SET UP GAGE	458637-1

LOC	DIST	REV	DESCRIPTION	DATE	OWN	APP'D
A	66		RELEASED	08MAY2009	RK	TE



-	2	2	2	2	-	4-354779-4	PIN, WIRE DISC, .3210	127
-	2	2	2	2	-	3-354779-6	PIN, WIRE DISC, .3170	126
-	-	-	REF	-	-	455749-1	GUARD WINDOW	116
-	-	REF	-	-	-	679532-1	INSERT, GUARD	115
-	1	1	1	1	-	690603-1	SPRING ASSIST AMP-O-MATOR APPLICATOR	112
-	1	1	1	1	-	1-21002-7	SCR, BTN SKT HD CAP 6-32 X .375	91
-	1	1	1	1	-	318563-1	GUARD, FRONT CHIP	89
-	1	1	1	1	-	4088040	SF APPL INST 408-8040	72
-	1	1	1	1	-	217238-1	GENERAL INSTRUCTION PKG	71
-	1	1	1	1	-	461264-1	PLATE, IDENTIFICATION	67
-	2	2	2	2	-	21017-2	SCREW, DRIVE	66
-	1	1	1	1	-	986950-1	WASHER, FLAT PRECISION	64
-	1	1	1	1	-	21009-2	SCR, SET, SELF LOCKING 1/4-20 X .250	63
-	1	1	1	1	-	23030-1	SCR, SKT HD CAP 6-32 X .25	62
-	1	1	1	1	-	22733-8	SCR, BHSC, SELF-LOCKING, 8-32 X .375	60
-	1	1	1	1	-	2-22603-0	SCR, HEX HD CAP 8-32 X .312	59
-	1	1	1	1	-	458537-2	PAWL, FEED	56
-	4	4	4	4	-	2-21002-2	SCR, BTN SKT HD CAP 8-32 X .500	54
-	2	2	2	2	-	2-21000-8	SCR, SKT HD CAP 8-32 X .625	53
-	1	1	1	1	-	21018-5	NUT, HEX, REG 6-32	52
-	1	1	1	1	-	811242-2	BUMPER, HOLD DOWN	51
-	1	1	1	1	-	690753-1	SPACER, TONKER	50
-	-	-	-	-	-	690602-6	CAM, PRE FEED, 1/8	49
-	-	-	-	-	-	690602-5	CAM, PRE FEED, 1/8	48
-	-	-	-	-	-	690501-4	CAM, POST-FEED 1/8	47
-	1	1	1	1	-	459456-1	APPL. BASIC SUB ASSY (SIDE WISE MOCA)	46
-	1	1	1	1	-	690191-1	PLUG, NYLON	45
-	1	1	1	1	-	455673-1	RAM, SIDE FEED	44
-	1	1	1	1	-	690125-1	SHIM SUB-ASSY	43
-	1	1	1	1	-	690124-3	WASHER, RAM (.110)	42
-	1	1	1	1	-	7-21002-9	SCR, BTN SKT HD CAP 5/16-24 X 1.00	41
-	1	1	1	1	-	23241-6	BALL, STEEL	40
-	1	1	1	1	-	690170-1	SPRING, COMPRESSION	39
-	1	1	1	1	-	690142-1	DISC, INSULATION	38
-	1	1	1	1	-	354777-1	WIRE DISC, ASSEMBLY	37
-	1	1	1	1	-	22480-5	SPRING, COMPRESSION	36
-	1	1	1	1	-	690212-1	POST, RAM	35
-	1	1	1	1	-	690786-1	TERMINAL SUPPORT	34
-	2	2	2	2	-	2-21002-4	SCR, BTN SKT HD CAP 8-32 X .750	33
-	1	1	1	1	-	21024-5	WASHER, SPRG LOCK, REG NO 10	32
-	1	1	1	1	-	3-21000-4	SCR, SKT HD CAP 10-32 X .375	31
-	1	1	1	1	-	1320908-1	SPACER, STRIP GUIDE	30
-	1	1	1	1	-	1633091-1	ASSEMBLY, STRIP GUIDE	29
-	1	1	1	1	-	1-455888-0	SPACER, CRIMPER	28
-	1	1	1	1	-	1320928-1	PLATE, STRIP GUIDE	24
-	1	1	1	1	-	690472-2	STRIPPER	22
-	1	1	1	1	-	2-21000-7	SCR, SKT HD CAP 8-32 X .500	21
-	4	4	4	4	-	21024-4	WASHER, SPRG LOCK, REG NO 8	20
-	-	-	-	-	-	691353-1	STRIPPER	19
-	1	1	1	1	-	679625-2	SHEAR HOLDER, FRONT (NO CUT)	13
-	1	1	1	1	-	3-22280-3	SPRING, COMPRESSION	12
-	1	1	1	1	-	690461-2	STOP, SHEAR	11
-	-	-	-	-	-	1-690459-0	SHEAR HOLDER, FRONT	10
-	1	1	1	1	-	462006-6	FLOATING SHEAR, FRONT	9
1	1	1	1	1	-	4-1633107-6	ANVIL, COMBINATION .062	8
-	1	1	1	1	-	8-240641-8	SPACER	7
-	-	-	-	-	-	-	-	6
-	1	1	1	1	-	2-455889-0	DEPRESSOR, SHEAR	5
-	1	1	1	1	-	238011-4	BLOCK, CRIMPER SPACER	4
1	1	1	1	1	-	9-1633471-3	CRIMPER, INSULATION F	3
-	1	1	1	1	-	455888-3	SPACER, CRIMPER	2
1	1	1	1	1	-	3-456403-8	CRIMPER, WIRE PREMIUM	1

DIMENSIONS	TOLERANCES UNLESS OTHERWISE SPECIFIED:	FINISHING	PRODUCT SPEC	APPLICATION SPEC	WEIGHT	CUSTOMER DRAWING
INCHES	0 PLC ±.010 1 PLC ±.005 2 PLC ±.003 3 PLC ±.002 4 PLC ±.001	APPROX				

Mouser Electronics

Authorized Distributor

Click to View Pricing, Inventory, Delivery & Lifecycle Information:

[TE Connectivity:](#)

[1852836-2](#)