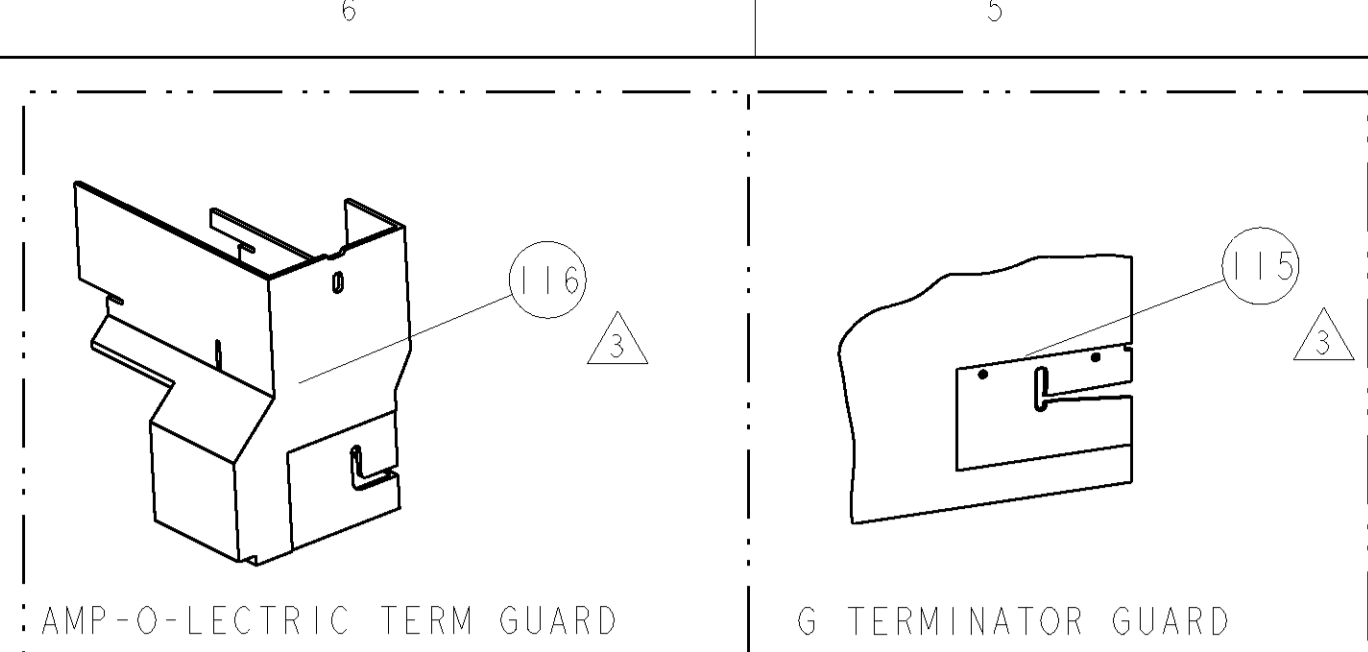
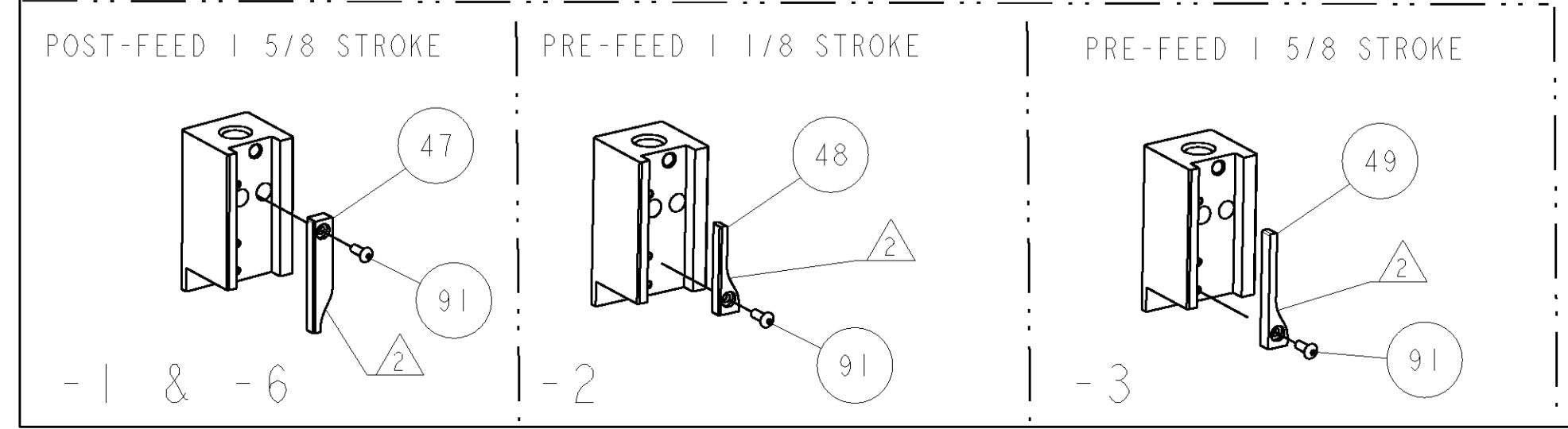
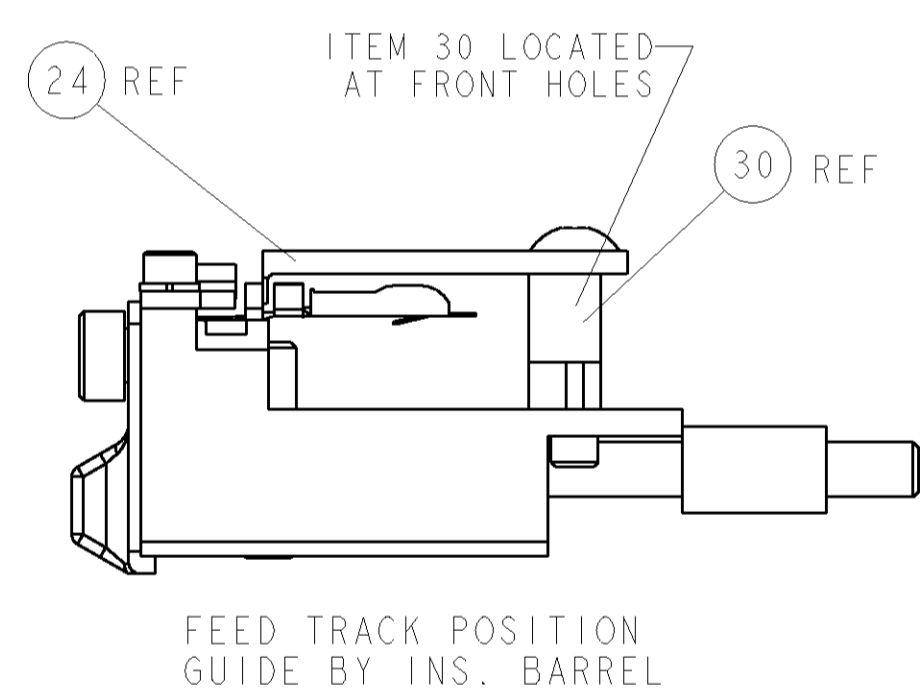
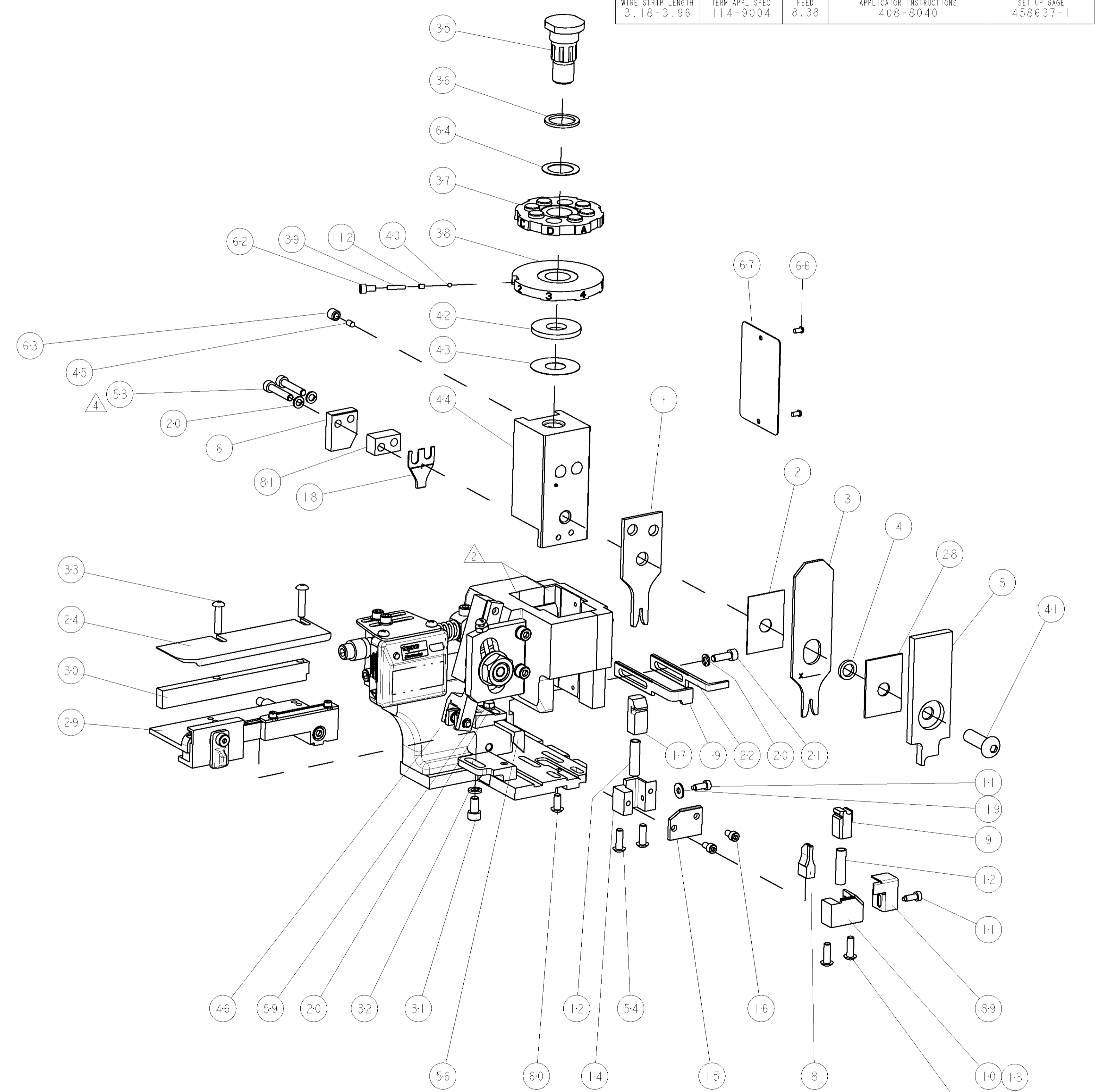
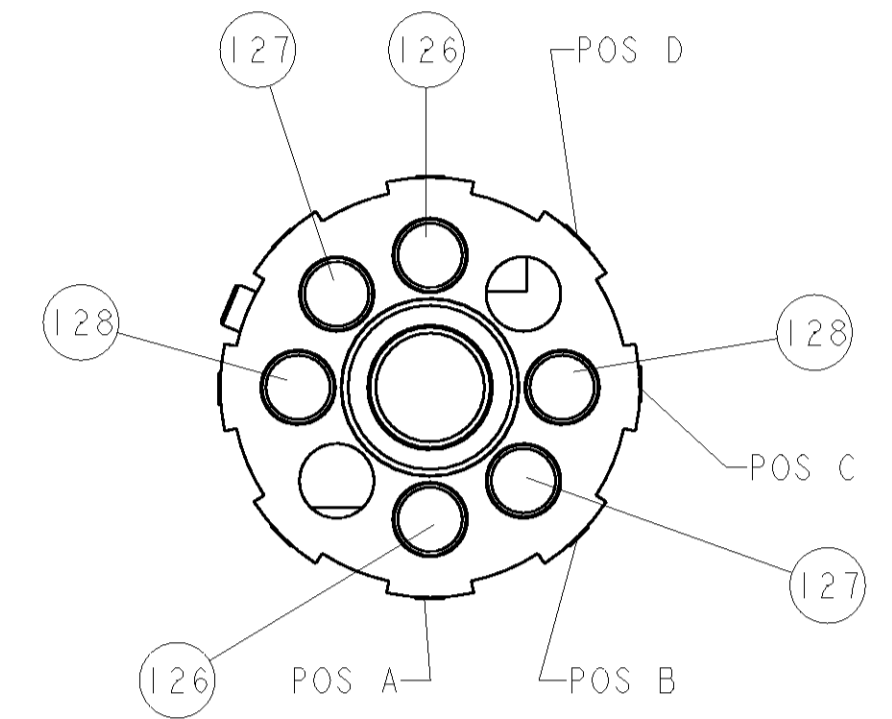


PART NUMBER	REV	FIRST USED	POWER UNIT	FEED TYPE	DESCRIPTION
1852683-1	A	122500-1	LEADMAKER	POST FEED	CUTS CARRIER
1852683-2	A	565435-5	BENCH MODEL K	PRE FEED	CUTS CARRIER
1852683-3	A	354500-1	BENCH MODEL G	PRE FEED	CUTS CARRIER
1852683-6	A	122500-1	LEADMAKER	POST FEED	CONTINUOUS CARRIER
7-1852683-7	A	-	-	-	SPARE PARTS



TERMINAL NAME: CONTACT - TWIN LEAF		TE TERMINAL - TE CRIMP SPECS	
SOCKET	PIN		
583875	-		
-	-	PAD LTR	CRIMP HEIGHT
-	-	A	1.35mm+ .05/- .05 [ .053+ .002/- .002 ]
-	-	B	1.14mm+ .05/- .05 [ .045+ .002/- .002 ]
-	-	C	1.02mm+ .05/- .05 [ .040+ .002/- .002 ]
-	-	D	-
-	-	CRIMP	SIZE
-	-	WIRE	2.03mm [ .080 ]
-	-	INSUL	2.29mm [ .090 ]
WIRE STRIP LENGTH	TERM APPL SPEC	FEED	APPLICATOR INSTRUCTIONS
3.18-3.96	114-9004	8.38	408-8040
			SET UP GAGE
			458637-1

- △ RECOMMENDED SPARE PARTS
- △ GREASE LIGHTLY
- △ GUARD MUST BE IN PLACE WHEN OPERATING APPLICATOR IN A BENCH MACHINE
- △ CUT TO LENGTH AT ASSEMBLY.



LOC	QTY	REV	DESCRIPTION	DATE	DWN	APVD		
A	66		RELEASED	25APR2008	LG	GB		
-	2	2	2	2	-	4-354779-6	PIN, WIRE DISC, .3220	128
-	2	2	2	2	-	3-354779-5	PIN, WIRE DISC, .3165	127
-	2	2	2	2	-	1-354779-8	PIN, WIRE DISC, .3080	126
-	1	1	1	1	-	21055-5	WASHER, FLAT, REG NO 6	119
-	-	-	REF	-	..	455749-1	GUARD WINDOW	116
-	-	-	REF	-	..	679532-1	INSERT, GUARD	115
-	1	1	1	1	-	690603-1	SPRING ASSIST AMP-O-MATOR APPLICATOR	112
-	1	1	1	1	-	1-21002-7	SCR, BTN SKT HD CAP 6-32 X .375	91
-	1	1	1	1	-	318563-1	GUARD, FRONT CHIP	89
-	1	1	1	1	-	5-240641-6	SPACER	81
-	1	1	1	1	-	4088040	SF APPL INST 408-8040	72
-	1	1	1	1	-	217238-1	GENERAL INSTRUCTION PKG	71
-	1	1	1	1	-	461264-1	PLATE, IDENTIFICATION	67
-	2	2	2	2	-	21017-2	SCREW, DRIVE	66
-	1	1	1	1	-	986950-1	WASHER, FLAT PRECISION	64
-	1	1	1	1	-	21009-2	SCR, SET, SELF LOCKING 1/4-20 X .250	63
-	1	1	1	1	-	23030-1	SCR, SKT HD CAP 6-32 X .25	62
-	1	1	1	1	-	22733-8	SCR, BHSC, SELF-LOCKING, 8-32 X .375	60
-	1	1	1	1	-	2-22603-0	SCR, HEX HD CAP 8-32 X .312	59
-	1	1	1	1	-	458537-2	PAWL, FEED	56
-	4	4	4	4	-	2-21002-2	SCR, BTN SKT HD CAP 8-32 X .500	54
-	2	2	2	2	-	3-21000-0	SCR, SKT HD CAP 8-32 X .875	53
-	-	-	-	-	..	690602-6	CAM, PRE FEED, 1 5/8	49
-	-	-	-	-	..	690602-5	CAM, PRE FEED, 1 1/8	48
-	1	-	-	1	-	690501-4	CAM, POST FEED, 1 5/8	47
-	1	1	1	1	-	459456-1	APPL. BASIC SUB ASSY (SIDE WISE MQCA)	46
-	1	1	1	1	-	690191-1	PLUG, NYLON	45
-	1	1	1	1	-	455673-1	RAM, SIDE FEED	44
-	1	1	1	1	-	690125-1	SHIM SUB-ASSY	43
-	1	1	1	1	-	690124-1	WASHER, RAM (.115)	42
-	1	1	1	1	-	7-21002-9	SCR, BTN SKT HD CAP 5/16-24 X 1.00	41
-	1	1	1	1	-	23241-6	BALL, STEEL	40
-	1	1	1	1	-	690170-1	SPRING, COMPRESSION	39
-	1	1	1	1	-	690142-1	DISC, INSULATION	38
-	1	1	1	1	-	354777-1	WIRE DISC, ASSEMBLY	37
-	1	1	1	1	-	22480-5	SPRING, COMPRESSION	36
-	1	1	1	1	-	690212-1	POST, RAM	35
-	2	2	2	2	-	2-21002-4	SCR, BTN SKT HD CAP 8-32 X .750	33
-	1	1	1	1	-	21024-5	WASHER, SPRG LOCK, REG NO 10	32
-	1	1	1	1	-	3-21000-4	SCR, SKT HD CAP 10-32 X .375	31
-	1	1	1	1	-	1320908-4	SPACER, STRIP GUIDE	30
-	1	1	1	1	-	1633091-1	ASSEMBLY, STRIP GUIDE	29
-	1	1	1	1	-	1-455888-0	SPACER, CRIMPER	28
-	1	1	1	1	-	1320928-1	PLATE, STRIP GUIDE	24
-	1	-	-	1	-	690472-2	STRIPPER	22
-	1	1	1	1	-	2-21000-7	SCR, SKT HD CAP 8-32 X .500	21
-	4	4	4	4	-	21024-4	WASHER, SPRG LOCK, REG NO 8	20
-	-	-	-	-	-	691353-1	STRIPPER	19
-	1	1	1	1	-	1-690518-1	HOLD DOWN, TERMINAL	18
-	1	1	1	1	-	690463-1	FLOATING SHEAR, REAR	17
-	2	2	2	2	-	1-21000-8	SCR, SKT HD CAP 6-32 X .250	16
-	1	1	1	1	-	690691-9	PLATE, REAR SHEAR	15
-	-	-	-	-	-	690462-1	SHEAR HOLDER, REAR	14
-	1	-	-	-	-	679625-1	SHEAR HOLDER, FRONT (NO CUT)	13
-	2	2	2	2	-	3-22280-3	SPRING, COMPRESSION	12
-	2	2	2	2	-	690461-1	STOP, SHEAR	11
-	-	-	-	-	-	690459-1	SHEAR HOLDER, FRONT	10
-	1	1	1	1	-	462006-1	FLOATING SHEAR, FRONT	9
-	1	1	1	1	-	3-1633109-9	ANVIL, COMBINATION .080	8
-	-	-	-	-	..	-	-	7
-	1	1	1	1	-	690468-1	DEPRESSOR SHEAR, REAR	6
-	1	1	1	1	-	455889-9	DEPRESSOR, SHEAR	5
-	1	1	1	1	-	2-238011-2	BLOCK, CRIMPER SPACER	4
-	1	1	1	1	-	4-683454-5	CRIMPER, INSULATION 0	3
-	1	1	1	1	-	455888-4	SPACER, CRIMPER	2
-	1	1	1	1	-	2-456405-8	CRIMPER, WIRE PREMIUM	1

LOC	QTY	REV	PART NO	DESCRIPTION	ITEM NO	
-77	-6	-3	-2	-1	U/M	

DATE	14APR2008	DESIGNED BY	Tyo Electronics
CHKD	G. BALLEW	DATE	14APR2008
APVD	M. DEMING	DATE	14APR2008
PRODUCT SPEC		NAME	SIDE FEED HDM APPLICATOR
APPLICATION SPEC		SIZE	CAGE CODE DRAWING NO
MATERIAL		WEIGHT	A1 00779 C=1852683
FINISH		CUSTOMER DRAWING	SCALE 3:5 SHEET 1 OF 1 REV A

# Mouser Electronics

Authorized Distributor

Click to View Pricing, Inventory, Delivery & Lifecycle Information:

[TE Connectivity:](#)

[1852683-2](#)