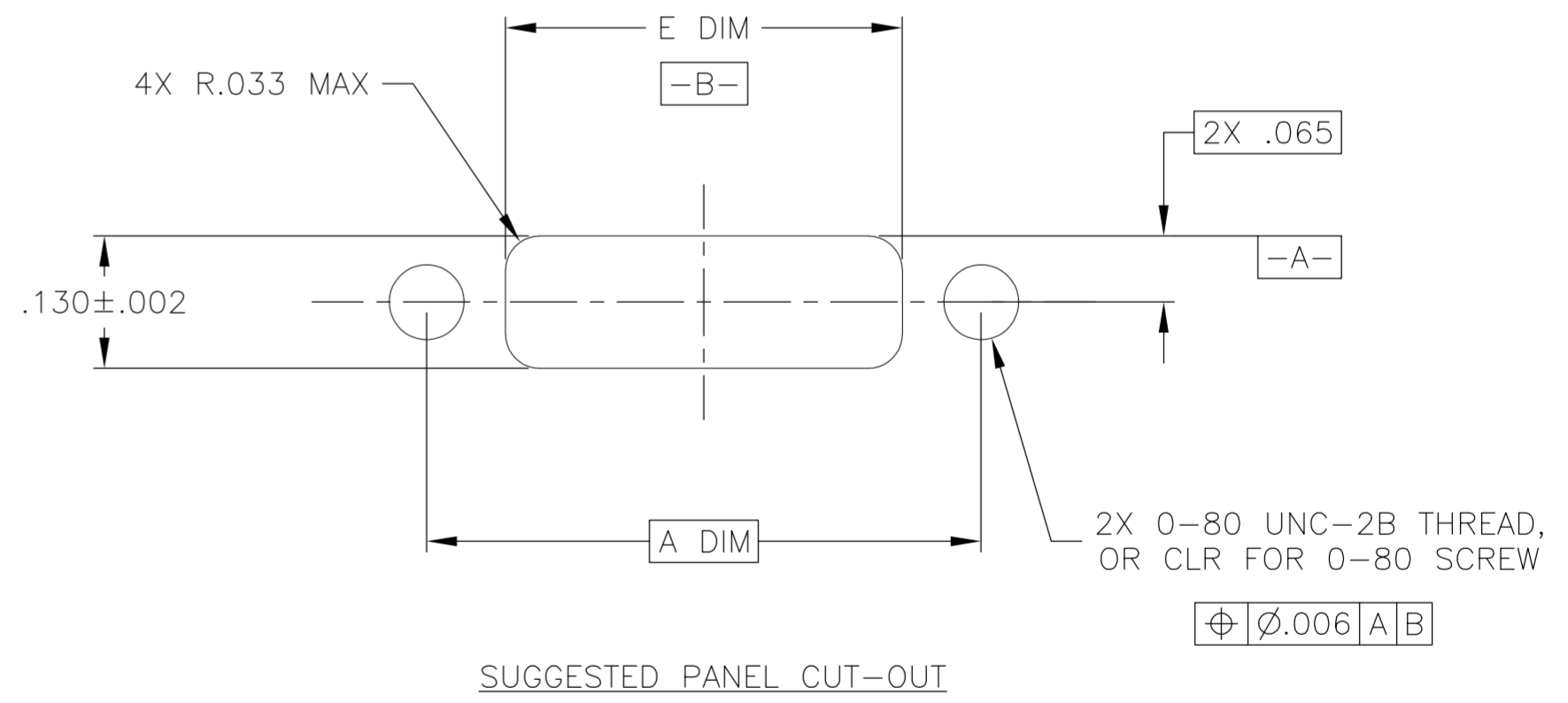
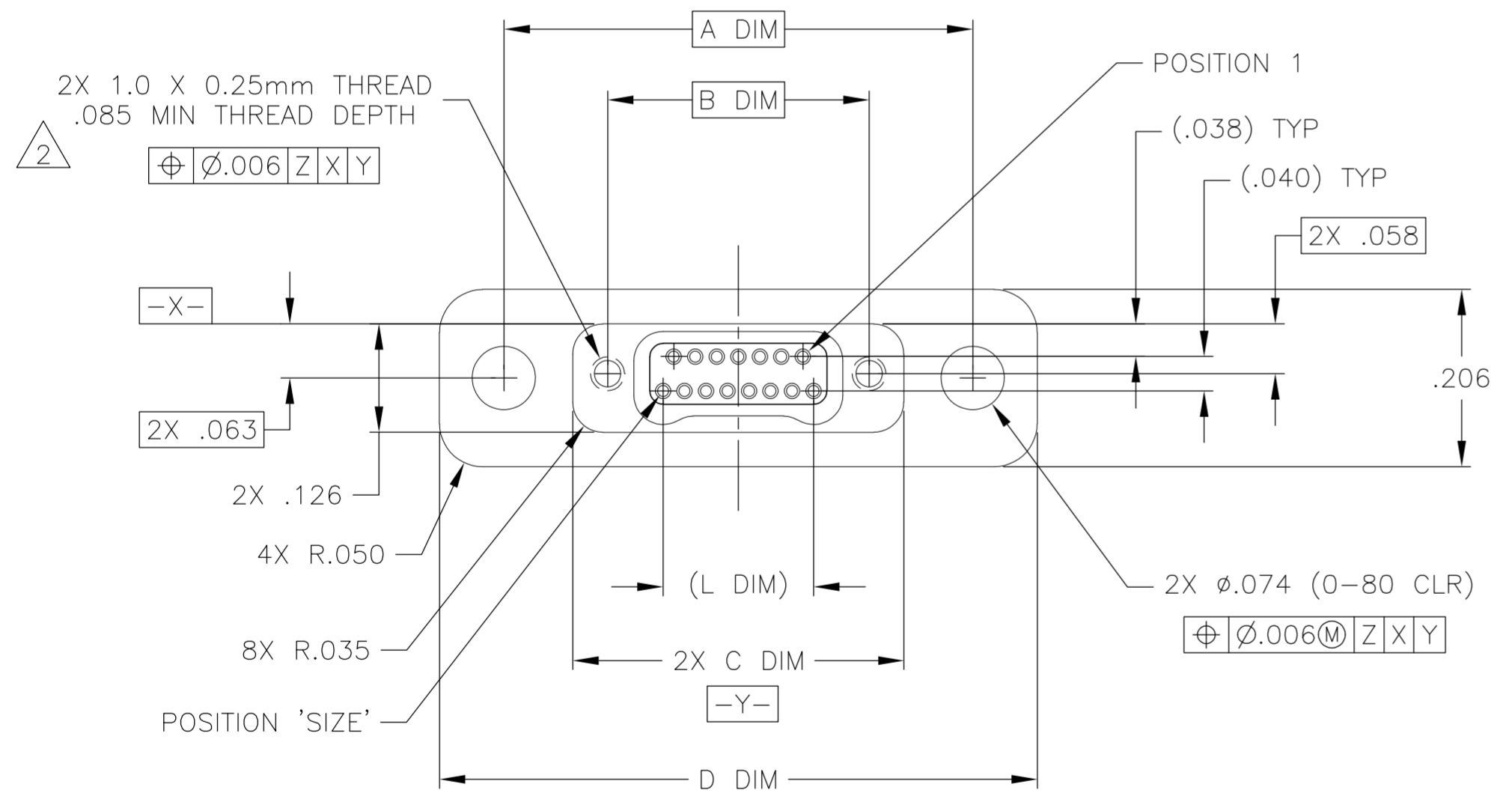
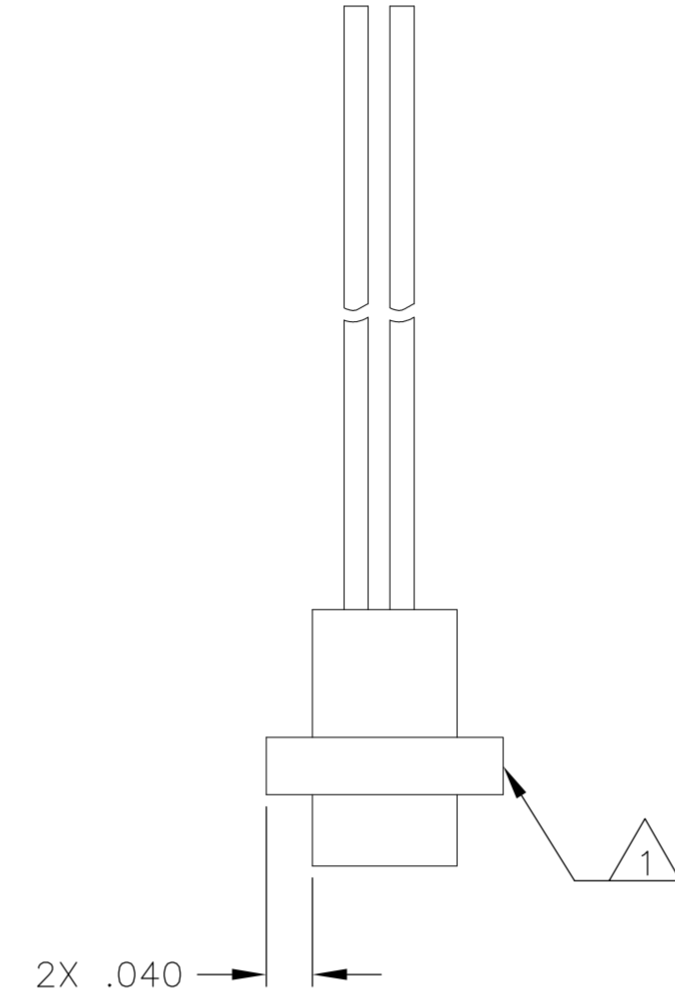
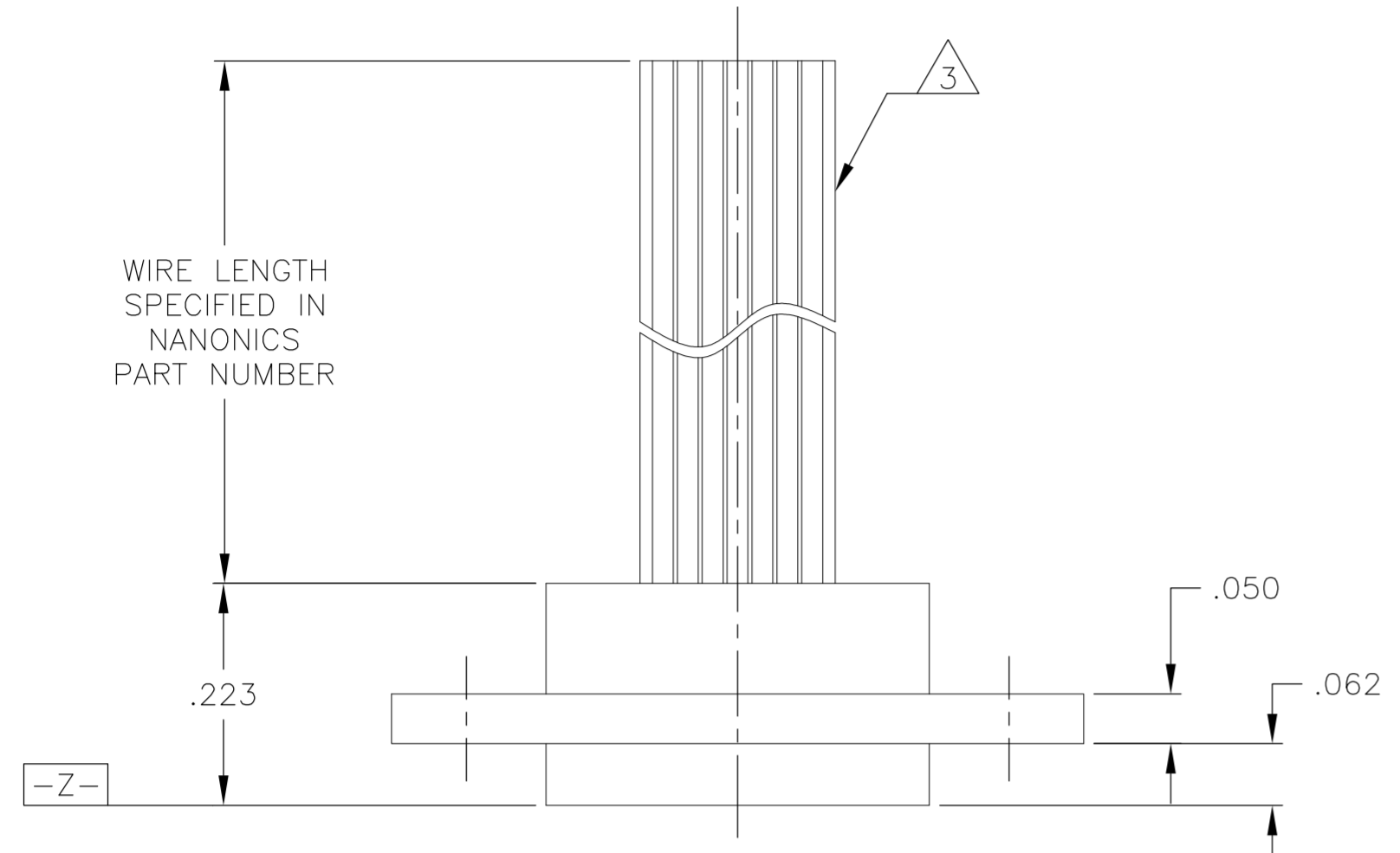


THIS DRAWING IS UNPUBLISHED. RELEASED FOR PUBLICATION
 © COPYRIGHT BY TYCO ELECTRONICS CORPORATION. ALL INTERNATIONAL RIGHTS RESERVED.

LOC		DIST		REVISIONS			
P	LTR	DESCRIPTION		DATE	DWN	APVD	
	F	UPDATE PER ECO-08-031341		15 DEC 08	BJR	MKS	

SIZE	A DIM	B DIM	C DIM	D DIM	E DIM ±.002	(L DIM)
09	.470	.229	.310	.620	.315	(.100)
15	.545	.304	.385	.695	.390	(.175)
25	.670	.429	.510	.820	.515	(.300)
37	.820	.579	.660	.970	.665	(.450)
51	.995	.754	.835	1.145	.840	(.625)
65	1.170	.929	1.010	1.320	1.015	(.800)



- 1 SHELL OPTIONS (TO BE SPECIFIED IN NANONICS PART NUMBER):
 6061-T6 ALUMINUM, ELECTROLESS NICKEL PLATED PER SAE-AMS-C-26074 (STANDARD) OR GOLD PLATED PER ASTM B488;
 OR 303 STAINLESS STEEL, PASSIVATED PER SAE-AMS-2700
 INSULATOR MATERIAL IS LIQUID CRYSTAL POLYMER (LCP) PER MIL-M-24519 OR PER ASTM D5138
- 2 STANDARD 1.0 X 0.25mm JACKSCREW THREADS ARE SHOWN FOR REFERENCE ONLY AND MUST BE SPECIFIED IN THE NANONICS PART NUMBER WHEN REQUIRED. 1.2 X 0.25mm THREADS ALSO AVAILABLE.
- 3 THIS CONFIGURATION MAY BE TERMINATED WITH 28 AWG SOLID, 30 AWG STRANDED OR SMALLER WIRE, OR RIBBON CABLE. CONDUCTOR TYPE AND LENGTH MUST BE SPECIFIED IN NANONICS PART NUMBER.
- 4 THIS DRAWING PREVIOUSLY IDENTIFIED AS NANONICS 303-0011-XX

THIS DRAWING IS A CONTROLLED DOCUMENT.		DWN M. STORRY 04-19-01	Tyco Electronics Corporation Harrisburg, PA 17105-3608												
DIMENSIONS: INCHES		CHK S. KAIN 04-19-01													
TOLERANCES UNLESS OTHERWISE SPECIFIED:		APVD D. MORALES 05-13-03	NAME RECEPTACLE ASSEMBLY, PANEL MOUNT, TWO ROW DUALOBE, FLYING LEADS, METAL SHELL												
<table border="1"> <tr> <th>PLC</th> <th>TOL</th> </tr> <tr> <td>0</td> <td>± -</td> </tr> <tr> <td>1</td> <td>± -</td> </tr> <tr> <td>2</td> <td>± .010</td> </tr> <tr> <td>3</td> <td>± .005</td> </tr> <tr> <td>4</td> <td>± -</td> </tr> </table>		PLC	TOL	0	± -	1	± -	2	± .010	3	± .005	4	± -	APPLICATION SPEC -	SIZE A2
PLC	TOL														
0	± -														
1	± -														
2	± .010														
3	± .005														
4	± -														
MATERIAL SEE NOTES		WEIGHT -	CAGE CODE 0PJN9												
FINISH SEE NOTES		CUSTOMER DRAWING	DRAWING NO 1589050												
		SCALE 6:1	RESTRICTED TO -												
		SHEET 1 of 1	REV F												

Mouser Electronics

Authorized Distributor

Click to View Pricing, Inventory, Delivery & Lifecycle Information:

[TE Connectivity:](#)

[PTM037SC2DC018N](#)