| PART NUMBER | REV | FIRST USED | TERMINATOR | FEED TYPE | DESCRIPTION |
|---|---|---|---|---|---|
| 1528436-1 | A | - | LEADMAKER | MECH POST FEED | CUTS CARRIER |
| 1528436-2 | A | - | BENCH | MECH PRE FEED | CUTS CARRIER |
| 1528436-6 | A | - | LEADMAKER | MECH POST FEED | CONTINUOUS CARRIER |
| 7-1528436-1 | A | - | LEADMAKER | MECH POST FEED | -1 AND SPARE PARTS |
| 7-1528436-2 | A | - | BENCH | MECH PRE FEED | -2 AND SPARE PARTS |
| 7-1528436-6 | A | - | LEADMAKER | MECH POST FEED | -6 AND SPARE PARTS |
| 7-1528436-7 | A | - | - | - | SPARE PARTS KIT |

## CRIMP DATA AMP TERMINAL AMP CRIMP SPECS

TERMINAL NAME: JPT RECEPTACLE △4

| CRIMP | SIZE | TYPE | RANGE |
|---|---|---|---|
| WIRE | 2.79 [.110 IN] | F | 1.00-2.50mm² |
| INSUL | 4.32 [.170 IN] | O | 3.40 MAX [.134 IN MAX] △4 |

WIRE STRIP LENGTH 4.90-5.50 [.193-.217 IN]

APPL INSTRUCTION 408-8322 & 408-8490

TERMINAL - - FEED
APPL SPEC 114-15076 △7 - 14.00 [.551 IN]

### TERMINALS APPLIED

| TERMINAL | SEAL | - | - | - |
|---|---|---|---|---|
| 185027 | 828904 | - | - | - |
| - | 828905 | - | - | - |
| - | - | - | - | - |
| - | - | - | - | - |
| - | - | - | - | - |
| - | - | - | - | - |
| - | - | - | - | - |

| WIRE SIZE mm² AWG | CRIMP HEIGHT ✳ | REF SETTING |
|---|---|---|
| 2.50mm² | 1.90 ±0.05 [.075 ±.002 IN] | B0 |
| 2.00mm² | 1.76 ±0.05 [.069 ±.002 IN] | C1 |
| 1.50mm² | 1.61 ±0.05 [.063 ±.002 IN] | D2 |
| 1.40mm² | 1.58 ±0.05 [.062 ±.002 IN] | D4 |
| 1.00mm² | 1.47 ±0.05 [.058 ±.002 IN] | E0 |
| - | - | - |
| - | - | - |
| - | - | - |
| - | - | - |
| - | - | - |
| - | - | - |
| - | - | - |
| - | - | - |
| - | - | - |

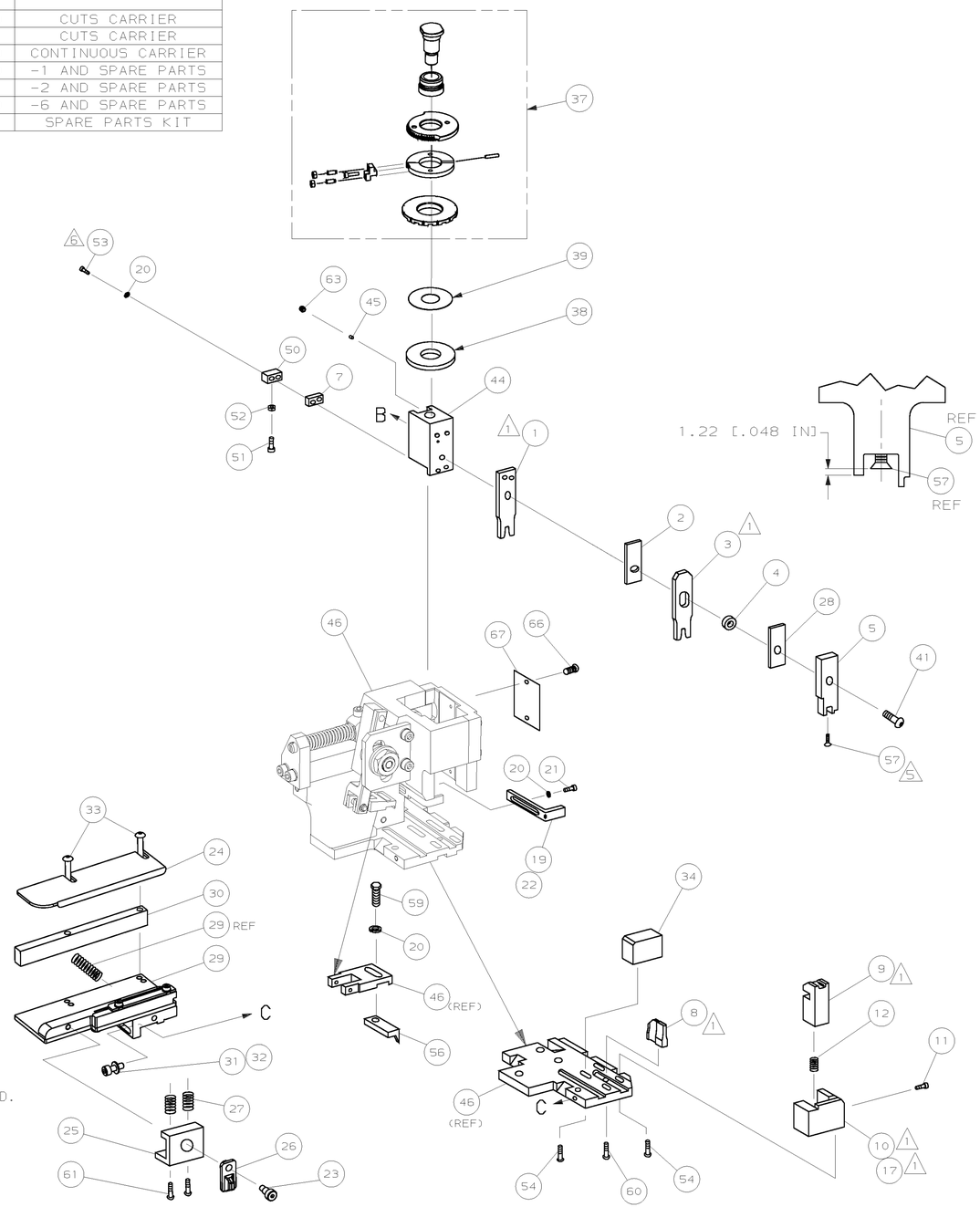





1. RECOMMENDED SPARE PARTS.
2. GREASE RAM, CAM, CAM FOLLOWER AND FEED ROD LIGHTLY.
3. LUBRICATE DAILY PER THE APPLICATOR INSTRUCTION SHEET SUPPLIED WITH THE APPLICATOR.
4. THIS APPLICATOR APPLIES TERMINAL WITH A SEAL. INSULATION Ø QUOTED IS OUTER Ø OF SEAL & THE INSULATION DIAMETER IS DEPENDENT UPON SEAL BEING APPLIED.
5. APPLY TORQ-SEAL IN ALLEN SOCKET TO FILL HOLE AFTER FLAT HD HAS BEEN ADJUSTED TO CORRECT HEIGHT AT QUALIFICATION. APPLY #1-23419-5 LOC-TITE TO THREADS.
6. CUT TO LENGTH AT ASSY.
7. APPLICATOR ALSO MEETS RENAULT CUSTOMER RESTRICTED DRAWING C-185027-REN.

VIEW B ROTATED 180°

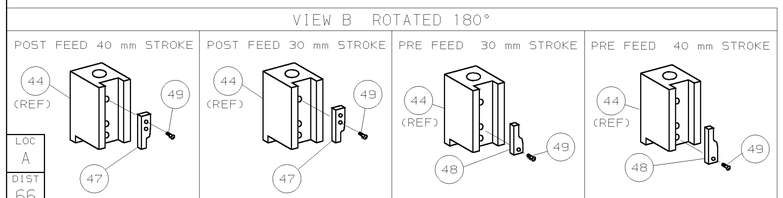


✳ WARNING:

ON INSTALLATION, SET WIRE DISC TO LARGEST WIRE SIZE SETTING. USE OF SETTINGS BELOW MIN REQUIRED CRIMP HEIGHT SETTING WILL CAUSE DAMAGE TO CRIMP TOOLING.

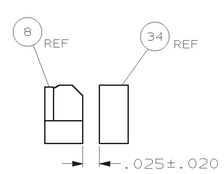


ITEM 34 LOCATION

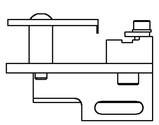

| | | | | | | | | | |
|---|---|---|---|---|---|---|---|---|---|
| | | | | | | | | | 73 |
| - | 1 | 1 | 1 | 1 | 1 | 1 | 1528436 | PRINT, APPLICATOR LOG SHEET | 72 |
| - | 1 | 1 | 1 | 1 | 1 | 1 | 1338705-3 | DOCUMENTATION PACKAGE | 71 |
| | | | | | | | | | 70 |
| | | | | | | | | | 69 |
| | | | | | | | | | 68 |
| - | 1 | 1 | 1 | 1 | 1 | 1 | 461264-5 | PLATE, IDENTIFICATION | 67 |
| - | 2 | 2 | 2 | 2 | 2 | 2 | 21017-2 | SCR,DRIVE(#2x.19)ID PLATE | 66 |
| | | | | | | | | | 65 |
| | | | | | | | | | 64 |
| - | 1 | 1 | 1 | 1 | 1 | 1 | 3-18031-0 | SCR,SKT SET(M6X6)RAM | 63 |
| | | | | | | | | | 62 |
| - | 2 | 2 | 2 | 2 | 2 | 2 | 1-18024-5 | SCR,BHC(M5X25)DRAG | 61 |
| - | 1 | 1 | 1 | 1 | 1 | 1 | 18024-7 | SCR,BHC(M4X10)ANVIL | 60 |
| - | 1 | 1 | 1 | 1 | 1 | 1 | 5-18022-2 | SCR,HEX(M4X8)FEED FINGER | 59 |
| | | | | | | | | | 58 |
| - | 1 | 1 | 1 | 1 | 1 | 1 | 985575-3 | SCR,FHC(M3X10)DEP | 57 |
| - | 1 | 1 | 1 | 1 | 1 | 1 | 1338685-1 | PAWL, FEED | 56 |
| | | | | | | | | | 55 |
| - | 4 | 4 | 4 | 4 | 4 | 4 | 18024-8 | SCR,BHC(M4x12)SHEAR HOLDER | 54 |
| △6 - | 2 | 2 | 2 | 2 | 2 | 2 | 9-18023-6 | SCR,SHC(M4x14)TERM HLD DWN | 53 |
| - | 1 | 1 | 1 | 1 | 1 | 1 | 18030-1 | NUT,HEX(M3)HOLD DOWN | 52 |
| - | 1 | 1 | 1 | 1 | 1 | 1 | 811242-5 | BUMPER, HOLDDOWN | 51 |
| - | 1 | 1 | 1 | 1 | 1 | 1 | 690753-2 | SPACER, TONKER | 50 |
| - | 1 | 1 | 1 | 1 | 1 | 1 | 18024-3 | SCR,BHC(M3X10)CAM | 49 |
| - | - | 1 | - | - | 1 | - | 1338675-1 | CAM, PRE FEED 30 & 40 mm ST | 48 |
| - | 1 | - | 1 | 1 | - | 1 | 1338676-1 | CAM, POST FEED 30 & 40 mm ST | 47 |
| - | 1 | 1 | 1 | 1 | 1 | 1 | 1320999-3 | APPLICATOR BASIC SUBASSY | 46 |
| - | 1 | 1 | 1 | 1 | 1 | 1 | 690191-1 | PLUG, NYLON | 45 |
| - | 1 | 1 | 1 | 1 | 1 | 1 | 1338660-1 | RAM | 44 |
| | | | | | | | | | 43 |
| | | | | | | | | | 42 |
| - | 1 | 1 | 1 | 1 | 1 | 1 | 992285-2 | SCR,LOW,HD(M8X25)RAM | 41 |
| | | | | | | | | | 40 |
| - | 1 | 1 | 1 | 1 | 1 | 1 | 690125-1 | SHIM SUBASSY | 39 |
| - | 1 | 1 | 1 | 1 | 1 | 1 | 469367-3 | SPACER, FINE ADJUST | 38 |
| - | 1 | 1 | 1 | 1 | 1 | 1 | 879103-2 | FINE ADJUST HEAD SUBASSY | 37 |
| | | | | | | | | | 36 |
| | | | | | | | | | 35 |
| - | 1 | 1 | 1 | 1 | 1 | 1 | 1-1320934-3 | SUPPORT, TERMINAL | 34 |
| - | 2 | 2 | 2 | 2 | 2 | 2 | 1-18024-0 | SCR,BHC(M4X20)STRIP GUIDE | 33 |
| - | 1 | 1 | 1 | 1 | 1 | 1 | 18027-2 | WASHER, FLAT(M4) | 32 |
| - | 1 | 1 | 1 | 1 | 1 | 1 | 1-18023-2 | SCR,SKT CAP(M4X12)MOUNT BLOCK | 31 |
| - | 1 | 1 | 1 | 1 | 1 | 1 | 1320908-3 | SPACER, STRIP GUIDE | 30 |
| - | 1 | 1 | 1 | 1 | 1 | 1 | 1633073-1 | STRIP GUIDE PLATE ASSY | 29 |
| - | 1 | 1 | 1 | 1 | 1 | 1 | 1-455888-7 | SPACER, FRONT SHEAR DEP | 28 |
| - | 2 | 2 | 2 | 2 | 2 | 2 | 1-22284-0 | SPRING, DRAG | 27 |
| - | 1 | 1 | 1 | 1 | 1 | 1 | 356835-1 | LEVER, DRAG RELEASE | 26 |
| - | 1 | 1 | 1 | 1 | 1 | 1 | 240792-1 | DRAG, TERMINAL | 25 |
| - | 1 | 1 | 1 | 1 | 1 | 1 | 1320928-1 | PLATE, STRIP GUIDE | 24 |
| - | 1 | 1 | 1 | 1 | 1 | 1 | 980371-4 | SCR,SHC SHLD | 23 |
| - | 1 | - | 1 | 1 | - | 1 | 690472-2 | STRIPPER | 22 |
| - | 1 | 1 | 1 | 1 | 1 | 1 | 1-18023-1 | SCR,SHC(M4X10)STRIPPER | 21 |
| - | 4 | 4 | 4 | 4 | 4 | 4 | 18025-2 | WASHER,LOCK(M4)STRIPPER | 20 |
| - | - | 1 | - | - | 1 | - | 690472-1 | STRIPPER | 19 |
| | | | | | | | | | 18 |
| △1 - | 1 | - | - | 1 | - | - | 1338684-2 | HOLDER, SHEAR, FRONT (NO-CUT) | 17 |
| | | | | | | | | | 16 |
| | | | | | | | | | 15 |
| | | | | | | | | | 14 |
| | | | | | | | | | 13 |
| - | 1 | 1 | 1 | 1 | 1 | 1 | 5-22280-0 | SPRING, SHEAR | 12 |
| - | 1 | 1 | 1 | 1 | 1 | 1 | 356885-5 | STOP, SHEAR | 11 |
| △1 - | - | 1 | 1 | - | 1 | 1 | 1-1320921-0 | HOLDER, SHEAR, FRONT (CUT) | 10 |
| △1 - | 1 | 1 | 1 | 1 | 1 | 1 | 318707-1 | SHEAR, FLOAT (FRONT) | 9 |
| △1 1 | 2 | 2 | 2 | 1 | 1 | 1 | 4-1333207-3 | ANVIL | 8 |
| - | 1 | 1 | 1 | 1 | 1 | 1 | 1-240641-7 | SPACER, DEPRESSOR (REAR) | 7 |
| | | | | | | | | | 6 |
| - | 1 | 1 | 1 | 1 | 1 | 1 | 1338680-1 | DEPRESSOR, SHEAR (FRONT) | 5 |
| - | 1 | 1 | 1 | 1 | 1 | 1 | 238011-2 | SPACER, BLOCK CRIMPER | 4 |
| △1 1 | 2 | 2 | 2 | 1 | 1 | 1 | 9-904741-5 | CRIMPER, INSULATION | 3 |
| - | 1 | 1 | 1 | 1 | 1 | 1 | 455888-4 | SPACER, CRIMPER | 2 |
| △1 1 | 2 | 2 | 2 | 1 | 1 | 1 | 2-456408-8 | CRIMPER, WIRE | 1 |
| | -77 | -76 | -72 | -71 | -6 | -2 | -1 | PART NO | DESCRIPTION | ITEM NO |

← REVISION OF EACH ASSY NO (WHEN BLANK, USE DWG REVISION)

QTY REQD PER ASSY — PARTS LIST

| P | F | LTR | REVISION RECORD | APP | DATE |
|---|---|---|---|---|---|
| | | A | SEE ECN 015A-0645-04 | MC | AUG04 |

DIMENSIONS: mm [INCHES]
DO NOT SCALE PRINT.
TOLERANCES UNLESS OTHERWISE SPECIFIED:
1 PLC DEC ±-
2 PLC DEC ±-
3 PLC DEC ±-
ANGLES ± -
SURF TEXTURE: √
REMOVE BURRS, BREAK SHARP EDGES RO.38 MAX

MATL - - HT TR - - FIN - -

DR 04AUG04 M.CLIFFORD APP 04AUG04 F.BACKHURST
CHK - REL 06-08-04 M.CLIFFORD

AMP Tyco Electronics Harrisburg, PA 17105-3608

NAME FINE ADJ SIDE FD HD-I APPL
MACHINE REF HD-I APPL
SCALE - D DWG NO 1528436
SHEET 1 OF 1 REV A

CAGE CODE 00779 CUSTOMER AND ASSEMBLY DRAWING
RESTRICTED TO —

LOC A DIST 66

LAYOUT L1528405
SET UP GAGE 458637-3

THIS DRAWING IS A CONTROLLED DOCUMENT.
THIS DRAWING IS UNPUBLISHED. © COPYRIGHT 20 ..20.. BY AMP INCORPORATED. ALL RIGHTS RESERVED. RELEASED FOR PUBLICATION

# Mouser Electronics

Authorized Distributor

Click to View Pricing, Inventory, Delivery & Lifecycle Information:

TE Connectivity:

1528436-1