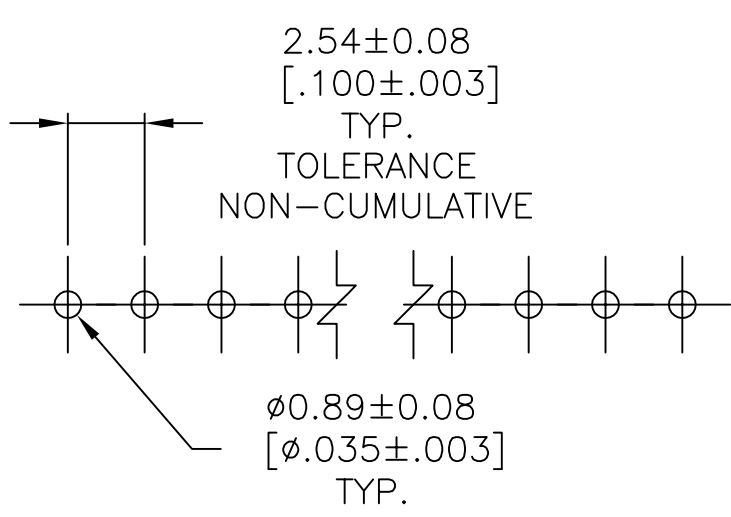
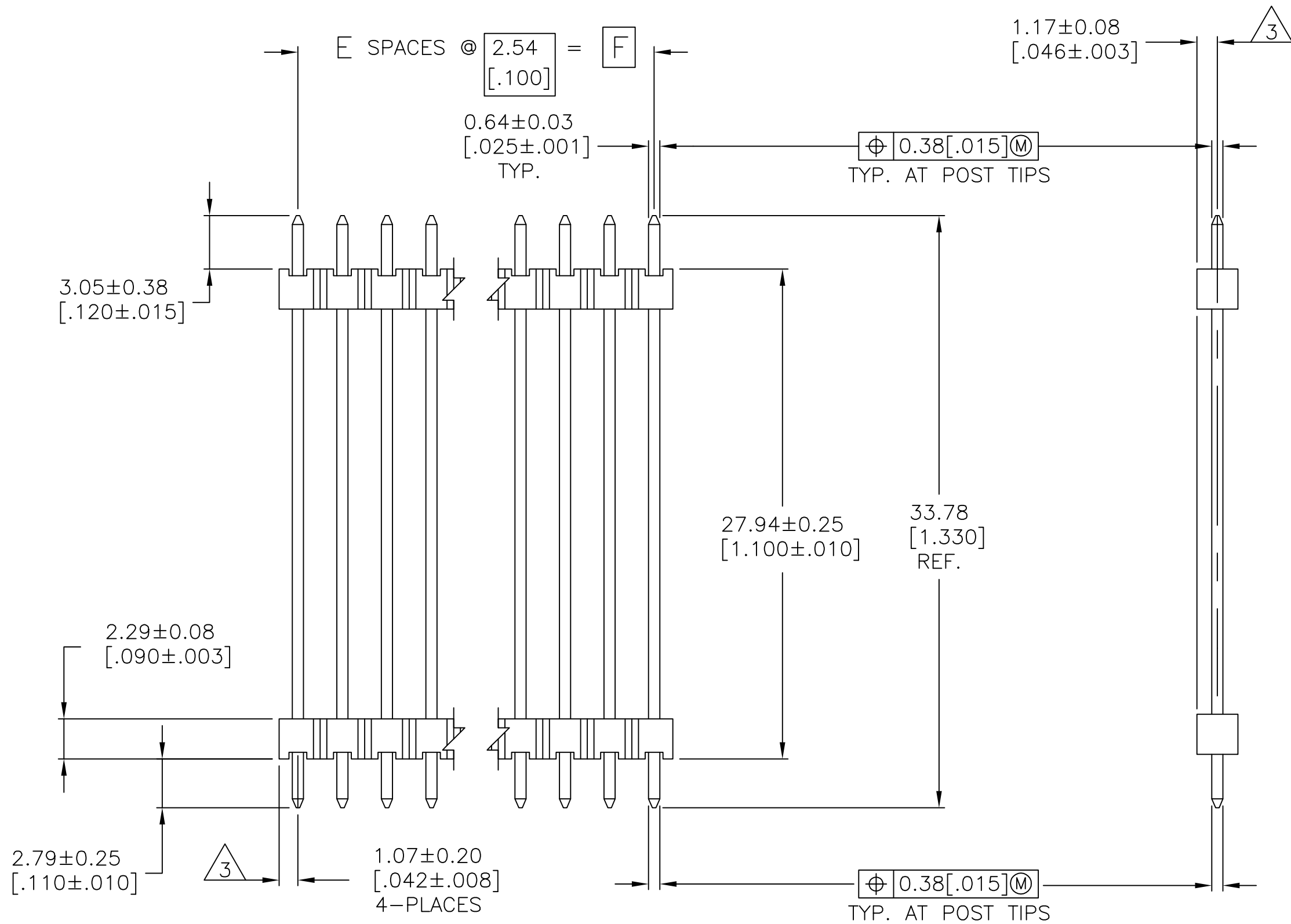
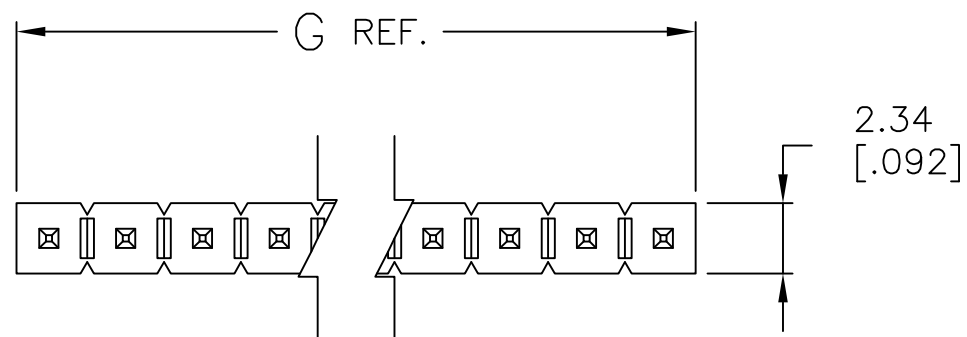





















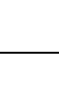














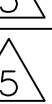

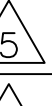

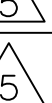






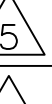
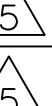


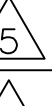



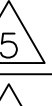

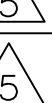






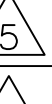
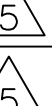


REVISIONS					
P	LTR	DESCRIPTION	DATE	DWN	APVD
	A2	REVISED PER ECO-16-006302	06AUG2016	NK	MM
	A3	REVISED PER ECO-17-011874	16AUG2017	RS	MM






RECOMMENDED HOLE LAYOUT

1. ASSEMBLY MAY BE BROKEN TO THE DESIRED NUMBER OF POSITIONS
2. TRUE POSITION TOLERANCE OF THE POST TIPS APPLIES WHEN THE HEADER IS HELD FLAT AGAINST THE PRINTED CIRCUIT BOARD
3. THE NOTED DIMENSIONS APPLY AT THE INTERSECTION OF THE POST AND HOUSING
4. HOUSING: FLAME RETARDANT THERMOPLASTIC; COLOR: BLACK.
5. FINISH: 0.00254–0.00508 [.000100–.000200] BRIGHT TIN–LEAD OVER 0.00127 [.000050] NICKEL ENTIRE POST.
6. FINISH: 0.00254–0.00508 [.000100–.000200] MATTE TIN OVER 0.00127 [.000050] NICKEL ENTIRE POST.

OBSOLETE		101.19 [3.984]	99.06 [3.900]	39	40	9-146477-0	
		98.65 [3.884]	96.52 [3.800]	38	39	8-146477-9	
		96.11 [3.784]	93.98 [3.700]	37	38	8-146477-8	
		93.57 [3.684]	91.44 [3.600]	36	37	8-146477-7	
		91.03 [3.584]	88.90 [3.500]	35	36	8-146477-6	
		88.49 [3.484]	86.36 [3.400]	34	35	8-146477-5	
		85.95 [3.384]	83.82 [3.300]	33	34	8-146477-4	
		83.41 [3.284]	81.28 [3.200]	32	33	8-146477-3	
		80.87 [3.184]	78.74 [3.100]	31	32	8-146477-2	
		78.33 [3.084]	76.20 [3.000]	30	31	8-146477-1	
		75.79 [2.984]	73.66 [2.900]	29	30	8-146477-0	
		73.25 [2.884]	71.12 [2.800]	28	29	7-146477-9	
		70.71 [2.784]	68.58 [2.700]	27	28	7-146477-8	
		68.17 [2.684]	66.04 [2.600]	26	27	7-146477-7	
		65.63 [2.584]	63.50 [2.500]	25	26	7-146477-6	
		63.09 [2.484]	60.96 [2.400]	24	25	7-146477-5	
		60.55 [2.384]	58.42 [2.300]	23	24	7-146477-4	
		58.01 [2.284]	55.88 [2.200]	22	23	7-146477-3	
		55.47 [2.184]	53.34 [2.100]	21	22	7-146477-2	
		52.93 [2.084]	50.80 [2.000]	20	21	7-146477-1	
		50.39 [1.984]	48.26 [1.900]	19	20	7-146477-0	
		47.85 [1.884]	45.72 [1.800]	18	19	6-146477-9	
		45.31 [1.784]	43.18 [1.700]	17	18	6-146477-8	
		42.77 [1.684]	40.64 [1.600]	16	17	6-146477-7	
	40.23 [1.584]	38.10 [1.500]	15	16	6-146477-6		
	37.69 [1.484]	35.56 [1.400]	14	15	6-146477-5		
OBSOLETE		35.15 [1.384]	33.02 [1.300]	13	14	6-146477-4	
		32.61 [1.284]	30.48 [1.200]	12	13	6-146477-3	
		30.07 [1.184]	27.94 [1.100]	11	12	6-146477-2	
		27.53 [1.084]	25.40 [1.000]	10	11	6-146477-1	
		24.99 [.984]	22.86 [.900]	9	10	6-146477-0	
		22.45 [.884]	20.32 [.800]	8	9	5-146477-9	
		19.91 [.784]	17.78 [.700]	7	8	5-146477-8	
		17.37 [.684]	15.24 [.600]	6	7	5-146477-7	
		14.83 [.584]	12.70 [.500]	5	6	5-146477-6	
		12.29 [.484]	10.16 [.400]	4	5	5-146477-5	
		9.75 [.384]	7.62 [.300]	3	4	5-146477-4	
		7.21 [.284]	5.08 [.200]	2	3	5-146477-3	
		4.67 [.184]	2.54 [.100]	1	2	5-146477-2	
		2.13 [.084]	— —	—	1	5-146477-1	
		PLATING	G	F	E	NO. OF POSITIONS	PART NUMBER

OBSOLETE		101.19 [3.984]	99.06 [3.900]	39	40	4-146477-0
		98.65 [3.884]	96.52 [3.800]	38	39	3-146477-9
		96.11 [3.784]	93.98 [3.700]	37	38	3-146477-8
		93.57 [3.684]	91.44 [3.600]	36	37	3-146477-7
		91.03 [3.584]	88.90 [3.500]	35	36	3-146477-6
		88.49 [3.484]	86.36 [3.400]	34	35	3-146477-5
		85.95 [3.384]	83.82 [3.300]	33	34	3-146477-4
		83.41 [3.284]	81.28 [3.200]	32	33	3-146477-3
		80.87 [3.184]	78.74 [3.100]	31	32	3-146477-2
		78.33 [3.084]	76.20 [3.000]	30	31	3-146477-1
		75.79 [2.984]	73.66 [2.900]	29	30	3-146477-0
		73.25 [2.884]	71.12 [2.800]	28	29	2-146477-9
		70.71 [2.784]	68.58 [2.700]	27	28	2-146477-8
		68.17 [2.684]	66.04 [2.600]	26	27	2-146477-7
		65.63 [2.584]	63.50 [2.500]	25	26	2-146477-6
		63.09 [2.484]	60.96 [2.400]	24	25	2-146477-5
		60.55 [2.384]	58.42 [2.300]	23	24	2-146477-4
		58.01 [2.284]	55.88 [2.200]	22	23	2-146477-3
		55.47 [2.184]	53.34 [2.100]	21	22	2-146477-2
		52.93 [2.084]	50.80 [2.000]	20	21	2-146477-1
		50.39 [1.984]	48.26 [1.900]	19	20	2-146477-0
		47.85 [1.884]	45.72 [1.800]	18	19	1-146477-9
		45.31 [1.784]	43.18 [1.700]	17	18	1-146477-8
		42.77 [1.684]	40.64 [1.600]	16	17	1-146477-7
		40.23 [1.584]	38.10 [1.500]	15	16	1-146477-6
		37.69 [1.484]	35.56 [1.400]	14	15	1-146477-5
		35.15 [1.384]	33.02 [1.300]	13	14	1-146477-4
		32.61 [1.284]	30.48 [1.200]	12	13	1-146477-3
		30.07 [1.184]	27.94 [1.100]	11	12	1-146477-2
		27.53 [1.084]	25.40 [1.000]	10	11	1-146477-1
		24.99 [.984]	22.86 [.900]	9	10	1-146477-0
		22.45 [.884]	20.32 [.800]	8	9	146477-9
	19.91 [.784]	17.78 [.700]	7	8	146477-8	
	17.37 [.684]	15.24 [.600]	6	7	146477-7	
	14.83 [.584]	12.70 [.500]	5	6	146477-6	
	12.29 [.484]	10.16 [.400]	4	5	146477-5	
	9.75 [.384]	7.62 [.300]	3	4	146477-4	
	7.21 [.284]	5.08 [.200]	2	3	146477-3	
	4.67 [.184]	2.54 [.100]	1	2	146477-2	
	2.13 [.084]	— —	—	1	146477-1	
	PLATING	G	F	E	NO. OF POSITIONS	PART NUMBER

THIS DRAWING IS A CONTROLLED DOCUMENT.		DWN 14-MAR-97 E. BRANDBERG CHK 14-MAR-97 G. DUBNICZKI 14-MAR-97		 TE Connectivity	
DIMENSIONS: mm [INCHES]		TOLERANCES UNLESS OTHERWISE SPECIFIED: 0 PLC ± - 1 PLC ± - 2 PLC ± 0.51[.02] 3 PLC ± 0.127[.005] 4 PLC ± 0.0127[.0005] ANGLES ± - FINISH		NAME APVD G. DUBNICZKI 14-MAR-97 PRODUCT SPEC - APPLICATION SPEC - WEIGHT - CUSTOMER DRAWING	
		HEADER ASSEMBLY, MOD II, STACKING, SINGLE ROW, .025 SO. POST, UNSHROUDED		SIZE A1 CASE CODE 00779 DRAWING NO. C=146477	
MATERIAL 		SEE TABLE		RESTRICTED TO - SCALE 4:1 SHEET 1 of 1 REV A3	

Mouser Electronics

Authorized Distributor

Click to View Pricing, Inventory, Delivery & Lifecycle Information:

[TE Connectivity:](#)

[3-146477-0](#)