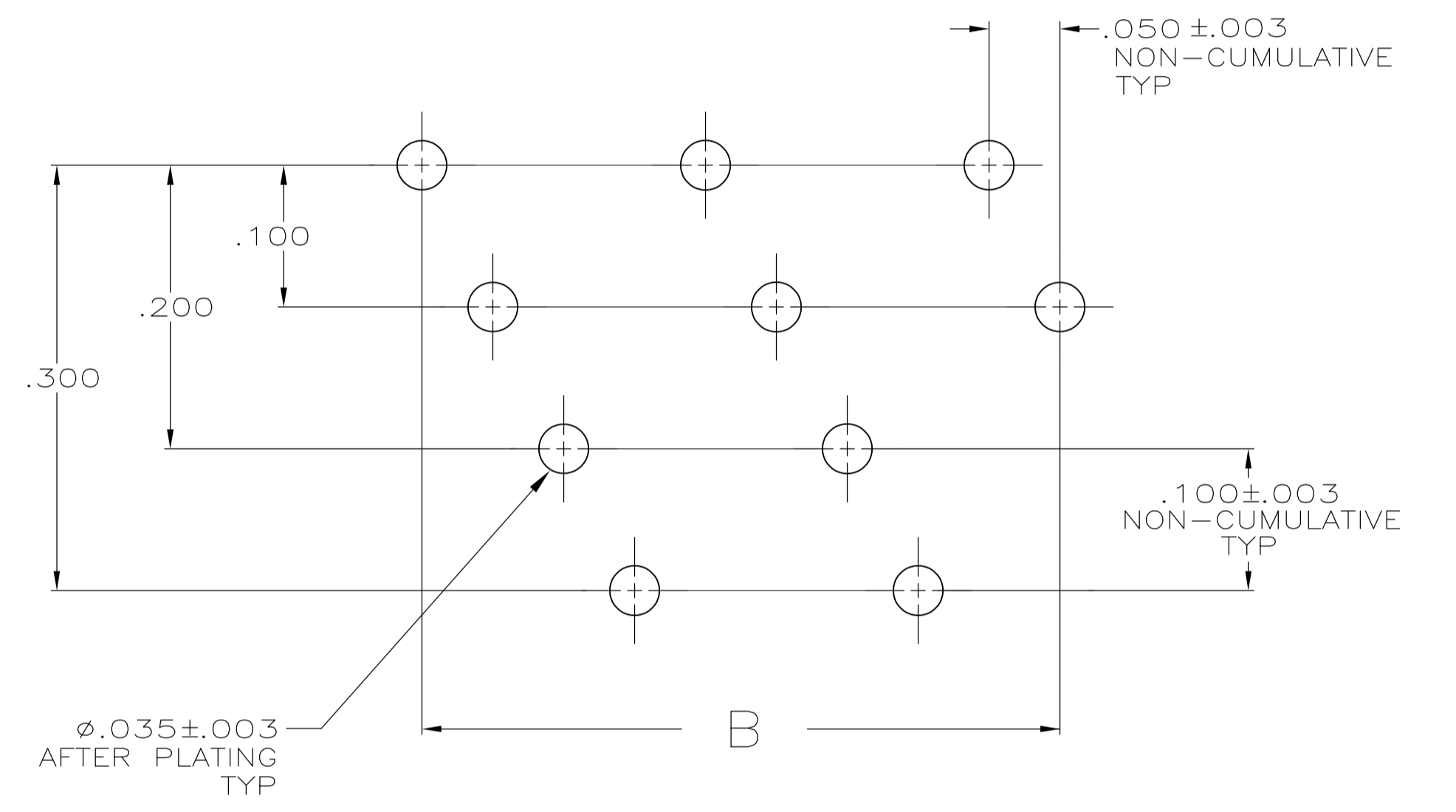
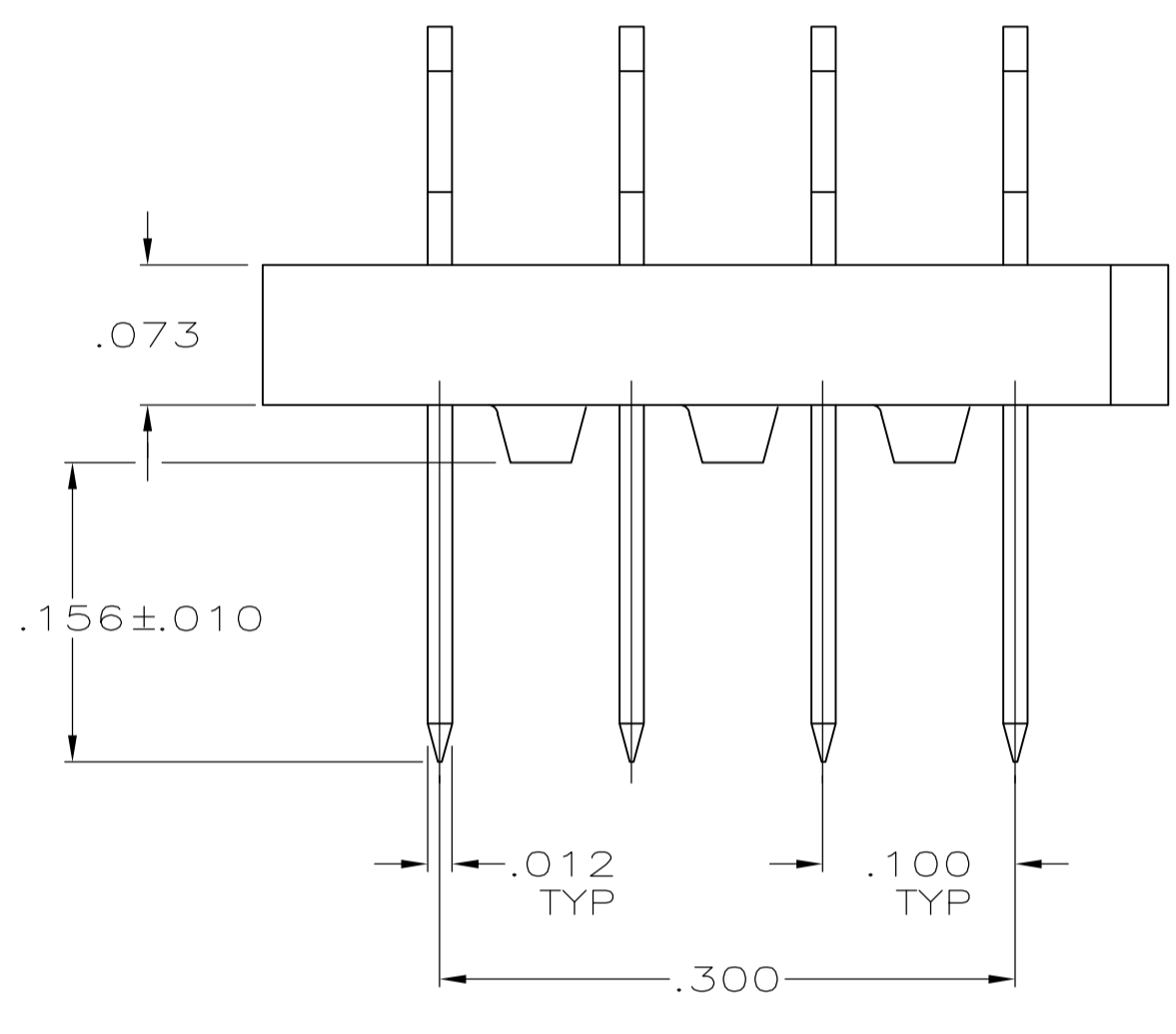
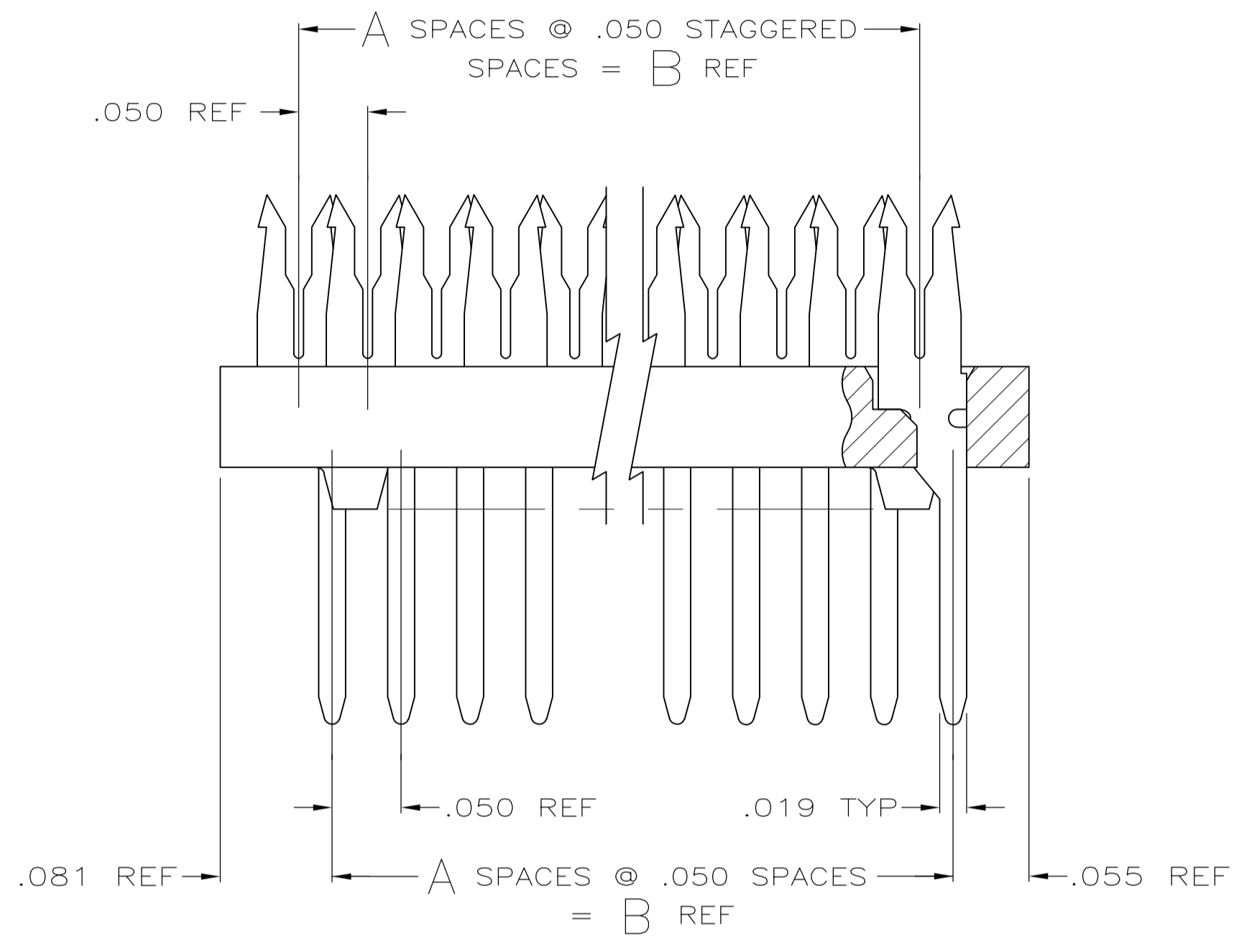


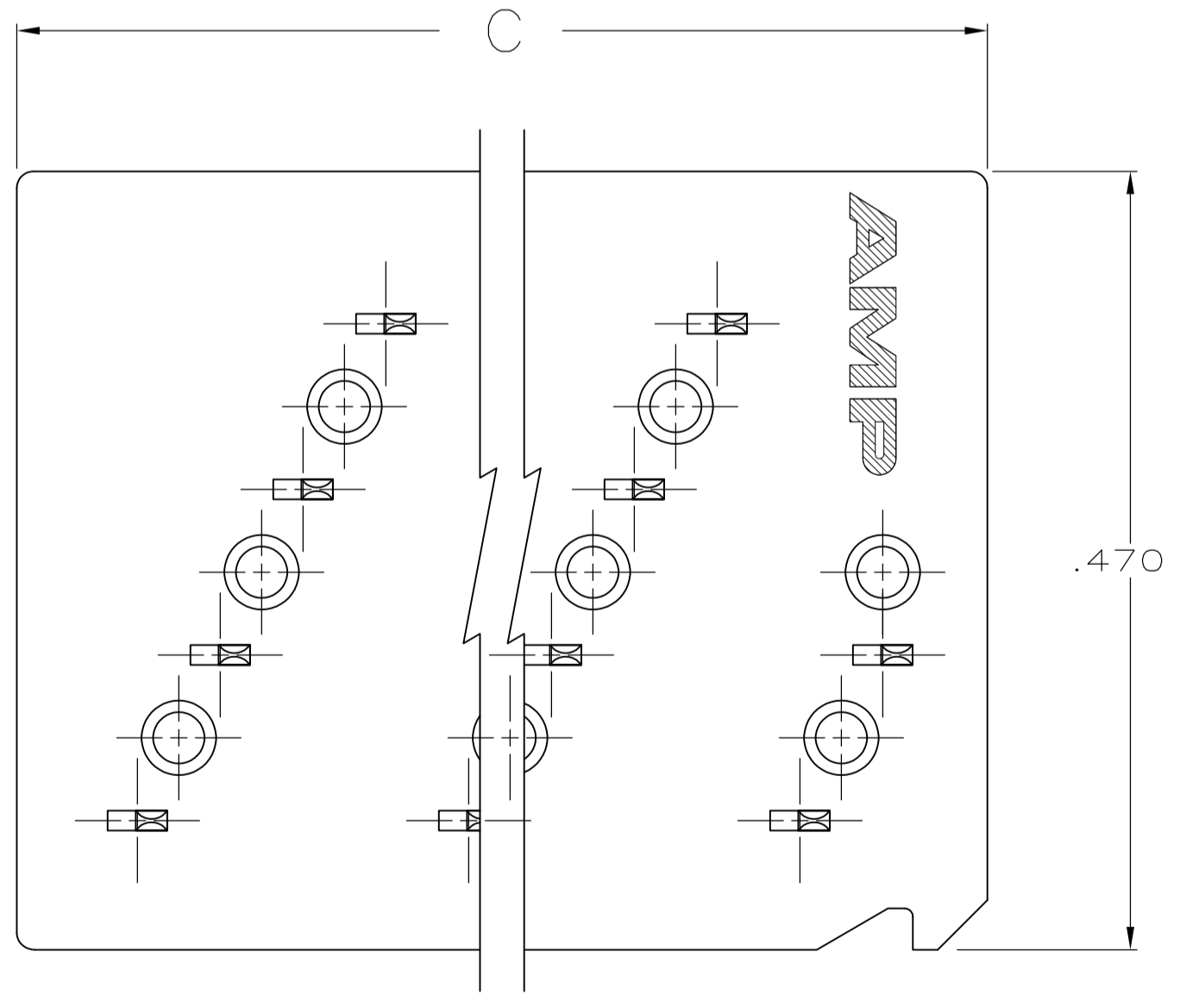
LOC	DIST	REVISIONS				
DF	FO	REV	DESCRIPTION	DATE	DWN	APVD
		G	TYCO logo replaced with the AMP brand logo	28JUN2011	CCT	DH

- ALL PARTS ASSEMBLED BY TYCO ELECTRONICS CORP.
- STANDOFFS: POSN 10 (8) STANDOFFS AS SHOWN.
 POSN 14 (11) STANDOFFS, 3 PER DIAGONAL ROW.
 POSN 18 (14) STANDOFFS, 3 PER DIAGONAL ROW.
 POSN 22 (17) STANDOFFS, 3 PER DIAGONAL ROW.
 POSN 26 (20) STANDOFFS, 3 PER DIAGONAL ROW.
 POSN 30 (23) STANDOFFS, 3 PER DIAGONAL ROW.
 POSN 34 (26) STANDOFFS, 3 PER DIAGONAL ROW.
 POSN 38 (29) STANDOFFS, 3 PER DIAGONAL ROW.
 POSN 42 (32) STANDOFFS, 3 PER DIAGONAL ROW.
 POSN 46 (35) STANDOFFS, 3 PER DIAGONAL ROW.
 POSN 50 (38) STANDOFFS, 3 PER DIAGONAL ROW.
 POSN 54 (41) STANDOFFS, 3 PER DIAGONAL ROW.
 POSN 58 (44) STANDOFFS, 3 PER DIAGONAL ROW.

- FLAME RETARDANT, 94 V-0 RATED, GLASS FILLED, NYLON OR POLYESTER, COLOR: BLACK.
- FINISH: BRIGHT TIN-LEAD .000100-.000200 THK OVER NICKEL .000050 MIN THK.
- FINISH: BRIGHT TIN .000100-.000200 THK OVER NICKEL .000050 MIN THK.



RECOMMENDED HOLE LAYOUT



		FINISH	C	B	A	NO OF POSN	PART NUMBER
OBSOLETE	5	1.786	1.650	33	34	5-111361-7	
OBSOLETE	4	2.986	2.850	57	58	1-111361-3	
OBSOLETE	4	2.786	2.650	53	54	1-111361-2	
OBSOLETE	4	2.586	2.450	49	50	1-111361-1	
OBSOLETE	4	2.386	2.250	45	46	1-111361-0	
OBSOLETE	4	2.186	2.050	41	42	111361-9	
OBSOLETE	4	1.986	1.850	37	38	111361-8	
	4	1.786	1.650	33	34	111361-7	
OBSOLETE	4	1.586	1.450	29	30	111361-6	
OBSOLETE	4	1.386	1.250	25	26	111361-5	
OBSOLETE	4	1.186	1.050	21	22	111361-4	
OBSOLETE	4	.986	.850	17	18	111361-3	
OBSOLETE	4	.786	.650	13	14	111361-2	
OBSOLETE	4	.586	.450	9	10	111361-1	

THIS DRAWING IS A CONTROLLED DOCUMENT.

DIMENSIONS: INCHES	TOLERANCES UNLESS OTHERWISE SPECIFIED:	0 PLC ± -	1 PLC ± -	2 PLC ± -	3 PLC ± .005	4 PLC ± -	ANGLES ± 0°30'
--------------------	--	-----------	-----------	-----------	--------------	-----------	----------------

MATERIAL MOLDED PARTS: 3 CONTACTS PH BRZ PER QQ-B-750

FINISH CONTACTS 4

THIS DRAWING IS A CONTROLLED DOCUMENT. DWG: S. WELDON 23-FEB-86. CHK: W. LENKER 23-FEB-86. APVD: M. VISSELLI 24-FEB-86. NAME: ASSEMBLY, PADDLEBOARD, SHORT END .156 LONG POSTS, FULL TIN PLATED CONTACTS AMP-LATCH. SIZE: A1. CAGE CODE: 00779. DRAWING NO: 111361. WEIGHT: -. RESTRICTED TO: -. CUSTOMER DRAWING. SCALE: 10:1. SHEET: 1 OF 1. REV: G.

STE TE Connectivity

Mouser Electronics

Authorized Distributor

Click to View Pricing, Inventory, Delivery & Lifecycle Information:

[TE Connectivity:](#)

[111361-7](#)