

REVISIONS					
P	LTR	DESCRIPTION	DATE	DWN	APVD
	P3	REVISED PER ECO-11-004587	11MAR11	RK	HMR
	R	REVISED PER ECO-17-002583	08APR2017	RS	MM

1 HOUSING: FLAME RETARDANT, LCP, BLACK
POST: BRASS

 POINT OF MEASUREMENT FOR PLATING THICKNESS

3 THE NOTED DIMENSIONS APPLY FROM THE BASIC
DIMENSION LINE (NOT THE POST CENTERLINE)
TO THE SURFACE INDICATED

4 ON ASSEMBLIES WITH FOUR OR MORE POSITIONS,
TWO POLARIZATION SLOTS.
ON ASSEMBLIES WITH TWO OR THREE POSITIONS,
ONE POLARIZATION SLOT.

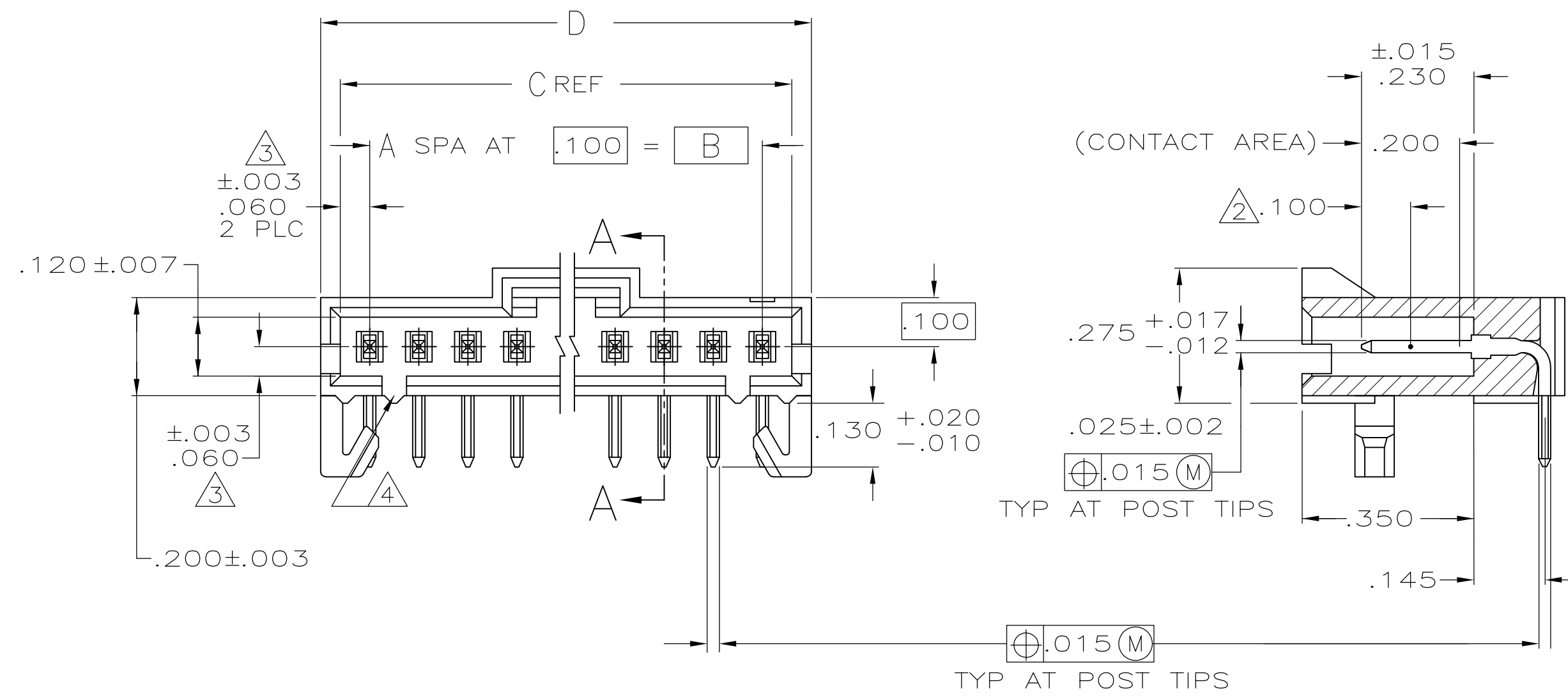
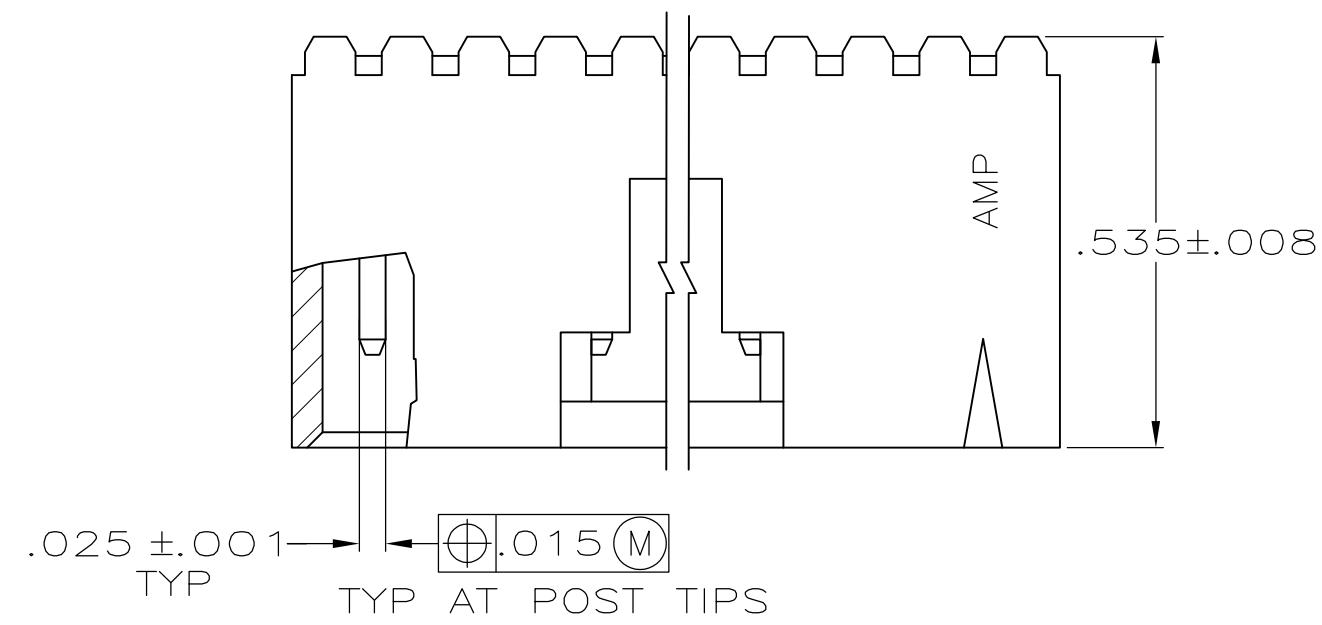
5 FOR USE WITH .062±.008 PRINTED CIRCUIT BOARD

6 .000030 GOLD IN THE CONTACT AREA,
.000100-.000200 MATTE TIN-LEAD ON THE
SOLDER TAIL, ALL OVER .000050 NICKEL

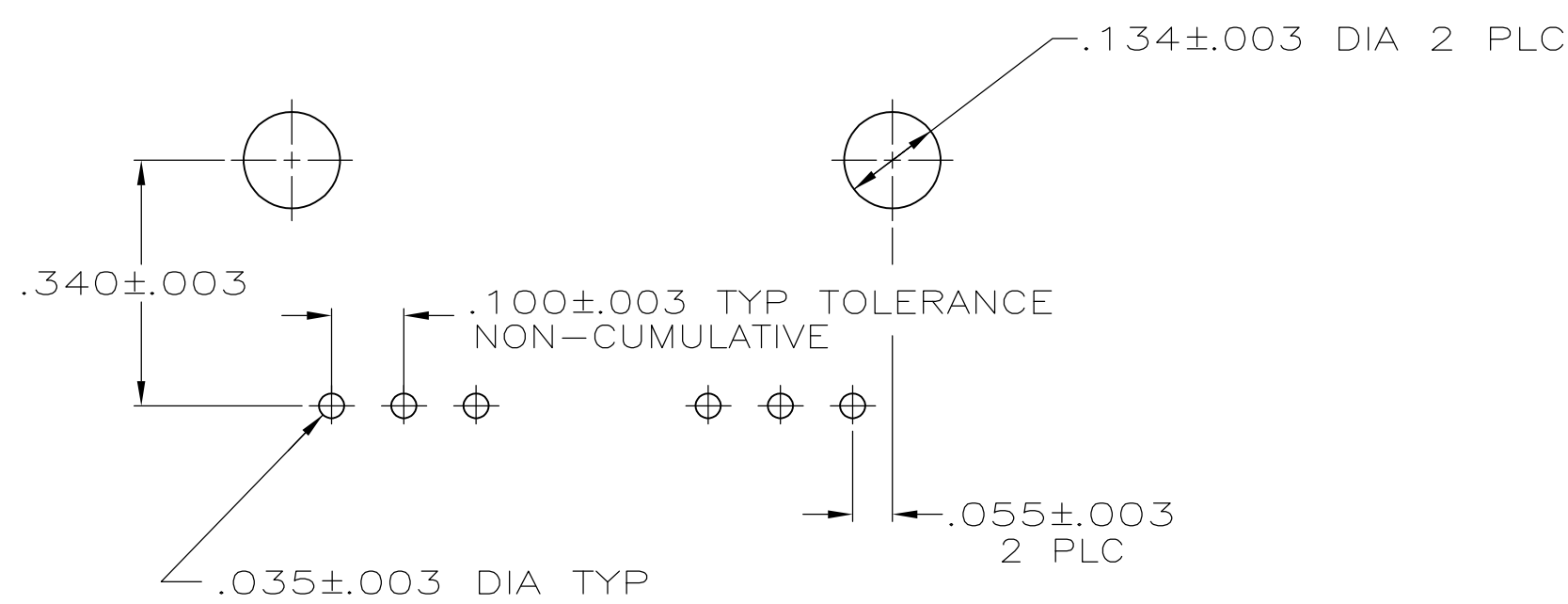
7 .000030 GOLD IN THE CONTACT AREA,
 .000100-.000200 MATTE TIN ON THE
 SOLDER TAIL, ALL OVER .000050 NICKEL

 HIGH TEMPERATURE CONFIGURATION.

9 OBSOLETE PARTS: OBSOLETE CIS STREAMLINING PER D.RENAUD/D.SINISI



SECTION A-A



RECOMMENDED HOLE LAYOUT

OBSOLETE 9			2.595	2.520	2.400	24	25	7-103904-4
			2.495	2.420	2.300	23	24	7-103904-3
			2.395	2.320	2.200	22	23	7-103904-2
			2.295	2.220	2.100	21	22	7-103904-1
			2.195	2.120	2.000	20	21	7-103904-0
			2.095	2.020	1.900	19	20	6-103904-9
9 OBSOLETE			1.995	1.920	1.800	18	19	6-103904-8
			1.895	1.820	1.700	17	18	6-103904-7
OBSOLETE 9			1.795	1.720	1.600	16	17	6-103904-6
			1.695	1.620	1.500	15	16	6-103904-5
	8	7	1.595	1.520	1.400	14	15	6-103904-4
			1.495	1.420	1.300	13	14	6-103904-3
			1.395	1.320	1.200	12	13	6-103904-2
9 OBSOLETE			1.295	1.220	1.100	11	12	6-103904-1
			1.195	1.120	1.000	10	11	6-103904-0
			1.095	1.020	.900	9	10	5-103904-9
			.995	.920	.800	8	9	5-103904-8
			.895	.820	.700	7	8	5-103904-7
			.795	.720	.600	6	7	5-103904-6
			.695	.620	.500	5	6	5-103904-5
			.595	.520	.400	4	5	5-103904-4
			.495	.420	.300	3	4	5-103904-3
			.395	.320	.200	2	3	5-103904-2
			.295	.220	.100	1	2	5-103904-1
9 OBSOLETE			2.595	2.520	2.400	24	25	2-103904-4
9 OBSOLETE			2.495	2.420	2.300	23	24	2-103904-3
9 OBSOLETE			2.395	2.320	2.200	22	23	2-103904-2
			2.295	2.220	2.100	21	22	2-103904-1
9 OBSOLETE			2.195	2.120	2.000	20	21	2-103904-0
			2.095	2.020	1.900	19	20	1-103904-9
9 OBSOLETE			1.995	1.920	1.800	18	19	1-103904-8
			1.895	1.820	1.700	17	18	1-103904-7
			1.795	1.720	1.600	16	17	1-103904-6
			1.695	1.620	1.500	15	16	1-103904-5
			1.595	1.520	1.400	14	15	1-103904-4
			1.495	1.420	1.300	13	14	1-103904-3
			1.395	1.320	1.200	12	13	1-103904-2
			1.295	1.220	1.100	11	12	1-103904-1
			1.195	1.120	1.000	10	11	1-103904-0
			1.095	1.020	.900	9	10	103904-9
			.995	.920	.800	8	9	103904-8
			.895	.820	.700	7	8	103904-7
			.795	.720	.600	6	7	103904-6
			.695	.620	.500	5	6	103904-5
			.595	.520	.400	4	5	103904-4
			.495	.420	.300	3	4	103904-3
			.395	.320	.200	2	3	103904-2
			.295	.220	.100	1	2	103904-1
6-103904-2	8	6						
	REMARKS	PLATING	D	C	B	A	NO OF POS	ASSEMBLY PART NUMBER

Mouser Electronics

Authorized Distributor

Click to View Pricing, Inventory, Delivery & Lifecycle Information:

[TE Connectivity:](#)

[5-103904-4](#)