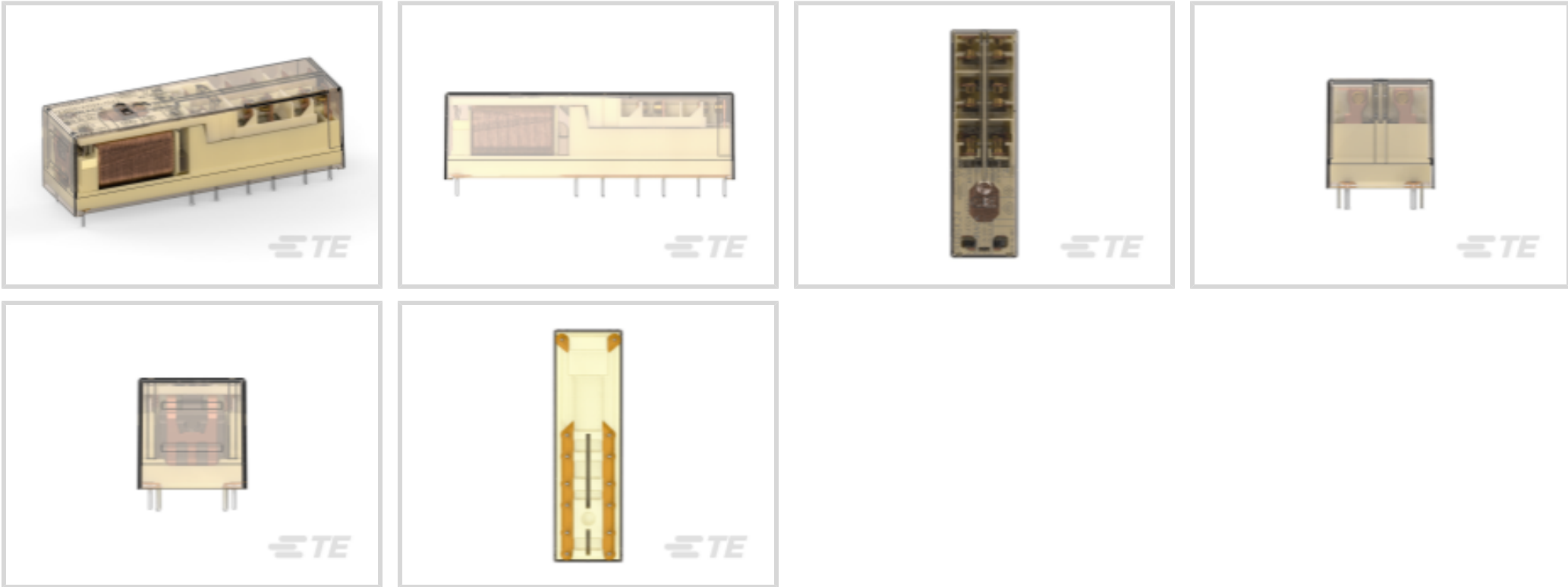




Relays & Contactors > Relays > Power Relays > Force Guided Relay with 6 contacts



Power Relay Type: **Force-Guided**
Coil Power Rating DC: **800 mW**
Coil Resistance: **15130 Ω**
Coil Voltage Rating: **110 VDC**
Contact Arrangement: **4 Form A (NO) + 2 Form B (NC)**

[All Force Guided Relay with 6 contacts \(114\)](#)

Features

Product Type Features

Power Relay Type	Force-Guided
Relay Connection Type	PCB Solder Pins

Electrical Characteristics

Insulation Initial Dielectric Between Open Contacts	1500 Vrms
Coil Power Rating Class	600 – 800 mW
Insulation Initial Dielectric Between Adjacent Contacts	3000 Vrms
Insulation Initial Dielectric Between Contacts & Coil	4000 Vrms
Insulation Creepage Between Contact & Coil	5.5 mm[.217 in]
Coil Power Rating DC	800 mW
Coil Resistance	15130 Ω
Coil Voltage Rating	110 VDC
Contact Switching Load (Min)	10mA @ 5V
Contact Switching Voltage (Max)	400 VAC



Contact Voltage Rating	250 VAC
------------------------	---------

Body Features

Product Weight	30 g[1.058 oz]
----------------	----------------

Contact Features

Contact Special Features	Force Guided Contacts
Contact Arrangement	4 Form A (NO) + 2 Form B (NC)
Contact Current Class	5 – 10 A
Contact Current Rating (Max)	8 A
Contact Material	AgSnO2
Contact Number of Poles	6

Mechanical Attachment

Product Mount Type	Printed Circuit Board
--------------------	-----------------------

Dimensions

Length Class (Mechanical)	50 – 60 mm
Height Class (Mechanical)	15 – 20 mm
Insulation Clearance Between Contact & Coil	5.5 mm[.217 in]
Width Class (Mechanical)	16 – 20 mm
Product Width	16.5 mm[.649 in]
Product Length	55 mm[2.16 in]
Product Height	16.5 mm[.649 in]

Usage Conditions

Environmental Ambient Temperature (Max)	70 °C[158 °F]
Operating Temperature Range	-25 – 70 °C[-13 – 158 °F]

Packaging Features

Packaging Method	Box & Tube
------------------	------------

Product Compliance

For compliance documentation, visit the product page on TE.com>

EU RoHS Directive 2011/65/EU	Compliant
EU ELV Directive 2000/53/EC	Compliant
China RoHS 2 Directive MIIT Order No 32, 2016	No Restricted Materials Above Threshold
EU REACH Regulation (EC) No. 1907/2006	



Current ECHA Candidate List: JAN 2024
(240)
Candidate List Declared Against: JAN 2024
(240)
Does not contain REACH SVHC

Halogen Content	Not Low Halogen - contains Br or Cl > 900 ppm.
-----------------	--

Solder Process Capability	Wave solder capable to 260°C
---------------------------	------------------------------

Product Compliance Disclaimer


This information is provided based on reasonable inquiry of our suppliers and represents our current actual knowledge based on the information they provided. This information is subject to change. The part numbers that TE has identified as EU RoHS compliant have a maximum concentration of 0.1% by weight in homogenous materials for lead, hexavalent chromium, mercury, PBB, PBDE, DBP, BBP, DEHP, DIBP, and 0.01% for cadmium, or qualify for an exemption to these limits as defined in the Annexes of Directive 2011/65/EU (RoHS2). Finished electrical and electronic equipment products will be CE marked as required by Directive 2011/65/EU. Components may not be CE marked. Additionally, the part numbers that TE has identified as EU ELV compliant have a maximum concentration of 0.1% by weight in homogenous materials for lead, hexavalent chromium, and mercury, and 0.01% for cadmium, or qualify for an exemption to these limits as defined in the Annexes of Directive 2000/53/EC (ELV). Regarding the REACH Regulation, the information TE provides on SVHC in articles for this part number is based on the latest European Chemicals Agency (ECHA) 'Guidance on requirements for substances in articles' posted at this URL: <https://echa.europa.eu/guidance-documents/guidance-on-reach>

Compatible Parts



TE Part # 1546556-3
3P,STACKABLE,55 DEG,3.5MM


Also in the Series | SCHRACK SR6




Power Relays(150)

Customers Also Bought







TE Part #DTT-20-03
CRIMP TOOL




TE Part #HDP24-24-16SE-L015
REC, 16P, BLK, E, THD, 12, S




TE Part #K1007153
Toggle Switch 08-1-1-13




TE Part #DRC16-70SBE-P013UK
PLG, 70P, BLK, E, SEAL BOND, B




TE Part #YHDP26-24-35PEL017
PLG, 35P, BLK, E, RNG, 16/20, P




TE Part #2-2176245-2
CRGS1206 5% 56R



TE Part #K1002956
Toggle Switch 08-4-1-13



TE Part #K1008699
Relay 26-60-05



TE Part #SRK-PC-080-25-601
PIN, SOLID, SIZE M8, 25mm2, AG

Documents

CAD Files

3D PDF

3D

Customer View Model

ENG_CVM_CVM_8-1415537-6_C.2d_dxf.zip

English

Customer View Model

ENG_CVM_CVM_8-1415537-6_C.3d_igs.zip

English

Customer View Model

ENG_CVM_CVM_8-1415537-6_C.3d_stp.zip

English

By downloading the CAD file I accept and agree to the [Terms and Conditions](#) of use.

Datasheets & Catalog Pages

SR6-A-B-C-V

English

Product Specifications



Definitions General Purpose Relays

English

Agency Approvals

VDE Certificate

English

Mouser Electronics

Authorized Distributor

Click to View Pricing, Inventory, Delivery & Lifecycle Information:

[TE Connectivity:](#)

[8-1415537-6](#)