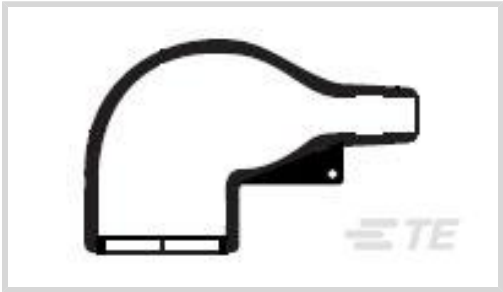




Wire Protection & Management > Heat Shrink Shapes > Heat Shrink Boots > Bulbous Heat Shrink Boots: Lipped, Right Angle



Body Orientation: **Right Angle**  
Molded Part Shape Code: **222**  
Lipped: **Yes**  
Material Code: **3**  
Material Systems Code: **10**

[All Bulbous Heat Shrink Boots: Lipped, Right Angle \(188\)](#)

Features

Configuration Features

Lipped	Yes
Adhesive Requirement	Adhesive Purchased Separately

Body Features

Primary Product Material	Semi-Rigid Modified Polyolefin
Material Code	3
Material Systems Code	10

Housing Features

Body Orientation	Right Angle
------------------	-------------

Dimensions

Compatible Cable Diameter (Max)	11 mm, 12 mm, 14 mm, 16 mm, 18 mm, 20 mm [.43 in][.47 in][.55 in][.63 in][.71 in][.78 in]
Compatible Cable Diameter Range	9.9 – 22 mm[9.9 – 23 in]

Usage Conditions

Operating Temperature Range	-55 – 135 °C[-67 – 275 °F]
Resistance Protection	Occasional Fluid Exposure

Industry Standards

--	--



Compatible With Approved Standards Products	BS-G-198-5-DA, DEF Std 59-97 Issue 3 Type DA, SAE AS I 81765/1, Type I, UL 224, File E85381
---	--

Other

Molded Part Shape Code	222
------------------------	-----

Product Compliance

For compliance documentation, visit the product page on TE.com>

EU RoHS Directive 2011/65/EU	Compliant
EU ELV Directive 2000/53/EC	Compliant
China RoHS 2 Directive MIIT Order No 32, 2016	No Restricted Materials Above Threshold
EU REACH Regulation (EC) No. 1907/2006	Current ECHA Candidate List: JAN 2024 (240) Candidate List Declared Against: JAN 2024 (240) Does not contain REACH SVHC
Halogen Content	Not Low Halogen - contains Br or Cl > 900 ppm.
Solder Process Capability	Not applicable for solder process capability

Product Compliance Disclaimer

This information is provided based on reasonable inquiry of our suppliers and represents our current actual knowledge based on the information they provided. This information is subject to change. The part numbers that TE has identified as EU RoHS compliant have a maximum concentration of 0.1% by weight in homogenous materials for lead, hexavalent chromium, mercury, PBB, PBDE, DBP, BBP, DEHP, DIBP, and 0.01% for cadmium, or qualify for an exemption to these limits as defined in the Annexes of Directive 2011/65/EU (RoHS2). Finished electrical and electronic equipment products will be CE marked as required by Directive 2011/65/EU. Components may not be CE marked. Additionally, the part numbers that TE has identified as EU ELV compliant have a maximum concentration of 0.1% by weight in homogenous materials for lead, hexavalent chromium, and mercury, and 0.01% for cadmium, or qualify for an exemption to these limits as defined in the Annexes of Directive 2000/53/EC (ELV). Regarding the REACH Regulation, the information TE provides on SVHC in articles for this part number is based on the latest European Chemicals Agency (ECHA) 'Guidance on requirements for substances in articles' posted at this URL: <https://echa.europa.eu/guidance-documents/guidance-on-reach>










Compatible Parts



TE Part # 890060-000  
[S1017-1.0X50](#)



Customers Also Bought

 <p>TE Part #1SNA295015R1200 HD6/30.F12G</p>	 <p>TE Part #EP9614-000 HX-SCE-1K-4.8-50-S1-2</p>	 <p>TE Part #CP3965-000 TTC-PRINTER-ROLLER</p>	 <p>TE Part #878068-000 S1005-KIT-1</p>
 <p>TE Part #1456946001 DR-25-1/2-0-FAR-7M</p>	 <p>TE Part #1SNA163497R1600 PEFH</p>	 <p>TE Part #1SNA399963R0500 HD 6/24.DH 8 clips</p>	 <p>TE Part #F63968-000 HX-SCE-0.5K-38.1-50-S1-4</p>
 <p>TE Part #CC4220-000 HX-SCE-1K-3.2-50-S1-2</p>			

Documents

Product Drawings

222K163-3-0

English

Datasheets & Catalog Pages

1654025\_Sec4\_-3

English

Raychem Molded Parts Visual Guide

English

Product Specifications

Product Specification

English

# Mouser Electronics

Authorized Distributor

Click to View Pricing, Inventory, Delivery & Lifecycle Information:

[TE Connectivity:](#)

[222K163-3-0](#)