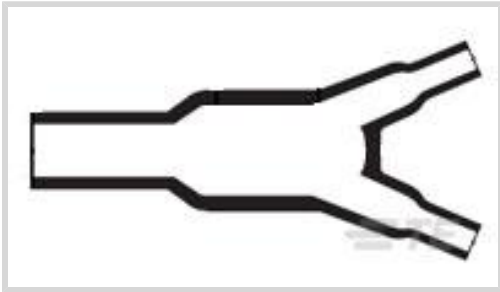




Wire Protection & Management > Heat Shrink Shapes > Cable Transitions & Breakouts



Molded Part Shape: **Y Shape**

Number of Branches & Legs: **3**

Material Code: **25**

Material Systems Code: **25**

Adhesive Requirement: **Adhesive Purchased Separately**

Features

Product Type Features

Molded Part Shape	Y Shape
-------------------	---------

Configuration Features

Number of Branches & Legs	3
Adhesive Requirement	Adhesive Purchased Separately

Body Features

Primary Product Material	Fluid Resistant Modified Elastomer
Material Code	25
Material Systems Code	25

Dimensions

Inside Diameter Range (Leg 2)	12.4 – 26.9 mm[.49 – 1.06 in]
Inside Diameter Range (Body)	18 – 38.6 mm[.71 – 1.52 in]
Inside Diameter Range (Leg 1)	12.4 – 26.9 mm[.49 – 1.06 in]

Usage Conditions

Operating Temperature Range	-75 – 150 °C[-103 – 302 °F]
Resistance Protection	Long-Term Fluid Exposure at High Temperatures

Other

Size Code	034
-----------	-----



Molded Part Shape Code	382A
Adhesive Code	S1125

Product Compliance

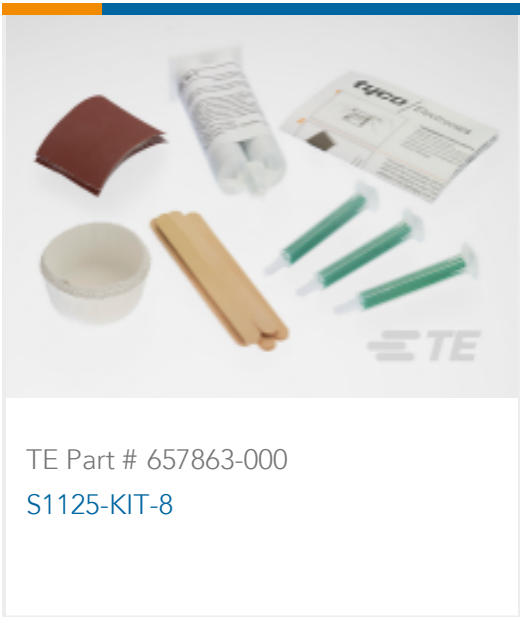
For compliance documentation, visit the product page on TE.com>

EU RoHS Directive 2011/65/EU	Compliant
EU ELV Directive 2000/53/EC	Compliant
China RoHS 2 Directive MIIT Order No 32, 2016	No Restricted Materials Above Threshold
EU REACH Regulation (EC) No. 1907/2006	Current ECHA Candidate List: JAN 2024 (240) Candidate List Declared Against: JAN 2024 (240) Does not contain REACH SVHC
Halogen Content	Out of Scope - excluded from Halogen requirements
Solder Process Capability	Not applicable for solder process capability

Product Compliance Disclaimer

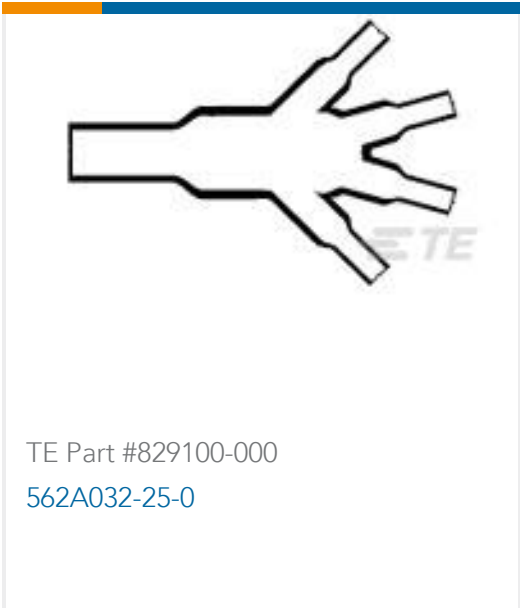
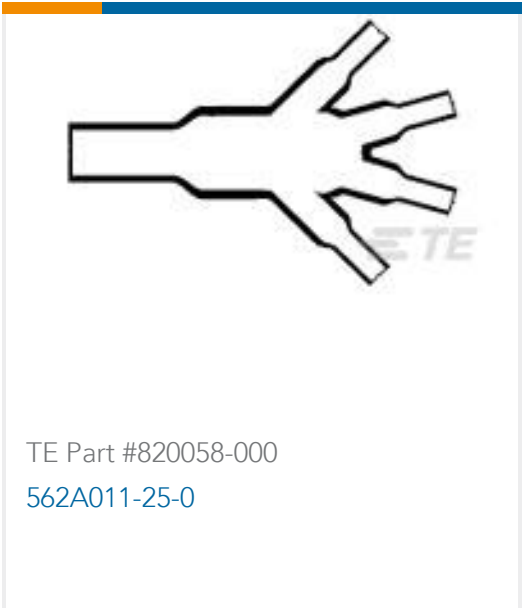

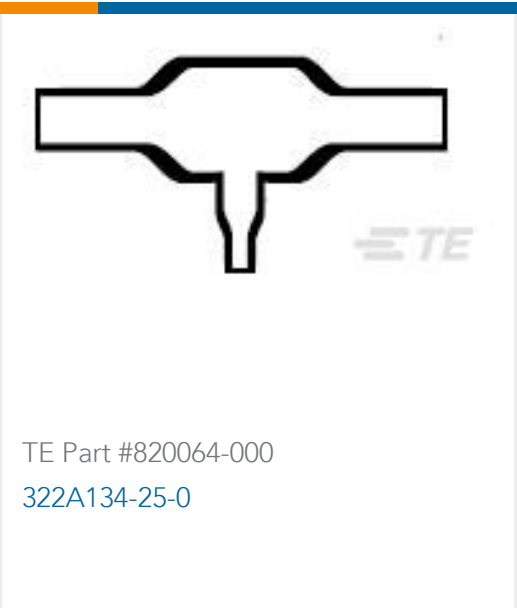
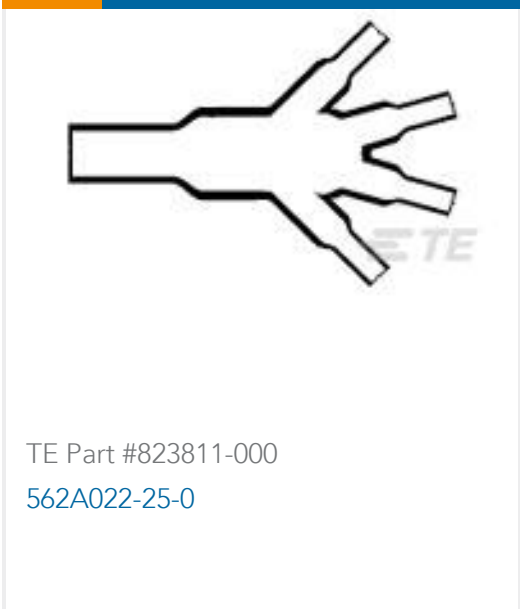

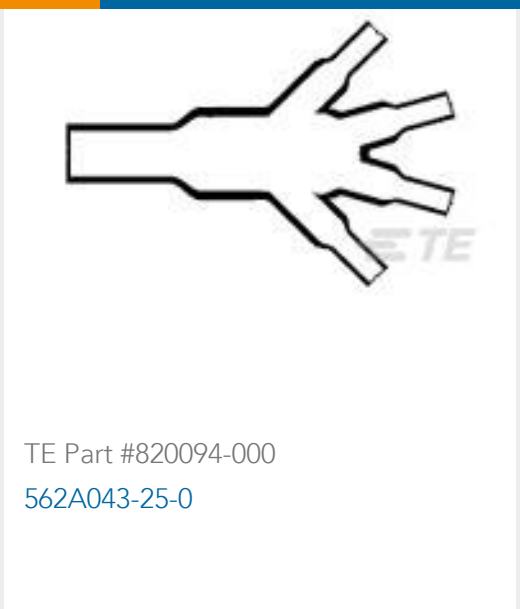
This information is provided based on reasonable inquiry of our suppliers and represents our current actual knowledge based on the information they provided. This information is subject to change. The part numbers that TE has identified as EU RoHS compliant have a maximum concentration of 0.1% by weight in homogenous materials for lead, hexavalent chromium, mercury, PBB, PBDE, DBP, BBP, DEHP, DIBP, and 0.01% for cadmium, or qualify for an exemption to these limits as defined in the Annexes of Directive 2011/65/EU (RoHS2). Finished electrical and electronic equipment products will be CE marked as required by Directive 2011/65/EU. Components may not be CE marked. Additionally, the part numbers that TE has identified as EU ELV compliant have a maximum concentration of 0.1% by weight in homogenous materials for lead, hexavalent chromium, and mercury, and 0.01% for cadmium, or qualify for an exemption to these limits as defined in the Annexes of Directive 2000/53/EC (ELV). Regarding the REACH Regulation, the information TE provides on SVHC in articles for this part number is based on the latest European Chemicals Agency (ECHA) ‘Guidance on requirements for substances in articles’ posted at this URL: <https://echa.europa.eu/guidance-documents/guidance-on-reach>

Compatible Parts



Customers Also Bought



 <p>TE Part #829100-000 562A032-25-0</p>	 <p>TE Part #820058-000 562A011-25-0</p>	 <p>TE Part #820078-000 342A034-25-0</p>	 <p>TE Part #820064-000 322A134-25-0</p>
 <p>TE Part #823811-000 562A022-25-0</p>	 <p>TE Part #823692-000 301A034-25-0</p>	 <p>TE Part #820094-000 562A043-25-0</p>	<p>TE Part #JN1130C OPTICAL CONTACT MC5 2.5MM DIA CABLE EFA.</p>
<p>TE Part #JN1003H16-35PA-1 CONN BOX MTG #16</p>	<p>TE Part #JN1130A15-06N REC. PIN ASSY-JN1130 JAM NUT MOUNTING 15</p>		

Documents

Product Drawings

382A034-25-0

English

Datasheets & Catalog Pages

1654025_Sec4_-25

English

Raychem Molded Parts Visual Guide

English

Solutions for Defense Applications Certified to VG Standards

English

Product Specifications

Product Specification

English

Mouser Electronics

Authorized Distributor

Click to View Pricing, Inventory, Delivery & Lifecycle Information:

[TE Connectivity:](#)

[382A034-25-0](#)