



Relays & Contactors > Relays > Power Relays



Power Relay Type: **Industrial Panel Plug-In**

Coil Magnetic System: **Monostable, AC**

Coil Power Rating Class: **[.5 – 1 VA]**

Coil Power Rating AC: **.86 VA, 1 VA**

Coil Resistance: **4845 Ω**

Features

Product Type Features

Power Relay Type	Industrial Panel Plug-In
Relay Connection Type	Plug-In

Electrical Characteristics

Insulation Initial Dielectric Between Contacts & Coil	1200 Vrms
Insulation Initial Dielectric Between Open Contacts	1200 Vrms
Contact Limiting Making Current	20 A
Contact Limiting Short-Time Current	300 A
Insulation Creepage Class	3 – 5.5 mm
Insulation Initial Dielectric Between Adjacent Contacts	2500 Vrms
Insulation Creepage Between Contact & Coil	4 mm[.157 in]
Contact Limiting Breaking Current	10 A
Coil Magnetic System	Monostable, AC
	.5 – 1 VA
Coil Power Rating AC	.86 VA, 1 VA
Coil Resistance	4845 Ω
Coil Special Features	UL Coil Insulation Class F
Coil Voltage Rating	115 VAC
Contact Switching Load (Min)	1mA @ .02V



Contact Switching Voltage (Max)	400 VAC
Contact Voltage Rating	240 VAC

Body Features

Insulation Special Features	5000V Initial Surge Withstand Voltage between Contacts & Coil
Product Weight	30 g[1.058 oz]

Contact Features

Contact Arrangement	3 Form C (3 CO)
Contact Current Class	10 – 20 A, 5 – 10 A
Contact Current Rating (Max)	10 A
Contact Material	AgNi90/10, Gold-Plated
Contact Number of Poles	3

Mechanical Attachment

Product Mount Type	Socket
--------------------	--------

Dimensions

Length Class (Mechanical)	25 – 30 mm
Insulation Clearance Class	2.5 – 4 mm
Height Class (Mechanical)	25 – 30 mm
Insulation Clearance Between Contact & Coil	3 mm
Width Class (Mechanical)	20 – 25 mm
Product Width	22.5 mm[.885 in]
Product Length	28 mm[1.1 in]
Product Height	29 mm[1.14 in]

Usage Conditions

Environmental Ambient Temperature (Max)	70 °C[158 °F]
Operating Temperature Range	-40 – 70 °C

Packaging Features

Packaging Method	Carton & Tube
------------------	---------------

Product Compliance

For compliance documentation, visit the product page on TE.com>

EU RoHS Directive 2011/65/EU	Compliant
------------------------------	-----------




EU ELV Directive 2000/53/EC	Compliant
China RoHS 2 Directive MIIT Order No 32, 2016	No Restricted Materials Above Threshold
EU REACH Regulation (EC) No. 1907/2006	Current ECHA Candidate List: JAN 2024 (240) Candidate List Declared Against: JAN 2024 (240) Does not contain REACH SVHC
Halogen Content	Not Low Halogen - contains Br or Cl > 900 ppm.
Solder Process Capability	Hand solderable with lead free solder


Product Compliance Disclaimer

This information is provided based on reasonable inquiry of our suppliers and represents our current actual knowledge based on the information they provided. This information is subject to change. The part numbers that TE has identified as EU RoHS compliant have a maximum concentration of 0.1% by weight in homogenous materials for lead, hexavalent chromium, mercury, PBB, PBDE, DBP, BBP, DEHP, DIBP, and 0.01% for cadmium, or qualify for an exemption to these limits as defined in the Annexes of Directive 2011/65/EU (RoHS2). Finished electrical and electronic equipment products will be CE marked as required by Directive 2011/65/EU. Components may not be CE marked. Additionally, the part numbers that TE has identified as EU ELV compliant have a maximum concentration of 0.1% by weight in homogenous materials for lead, hexavalent chromium, and mercury, and 0.01% for cadmium, or qualify for an exemption to these limits as defined in the Annexes of Directive 2000/53/EC (ELV). Regarding the REACH Regulation, the information TE provides on SVHC in articles for this part number is based on the latest European Chemicals Agency (ECHA) 'Guidance on requirements for substances in articles' posted at this URL: <https://echa.europa.eu/guidance-documents/guidance-on-reach>


Compatible Parts




TE Part # 1393162-5
PT78603




TE Part # 7-1415036-1
PTML0730




TE Part # 6-1415037-1
PT17040




TE Part # 1816124-1
PT17024



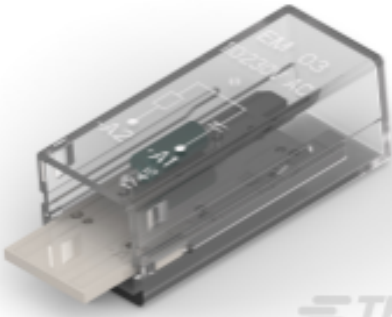
TE Part # 5-1415037-1
PT17016



TE Part # 5-1419111-9
PT28800



TE Part # 9-1415071-1
PT78730



TE Part # 2-1415037-1
PTMU0730





TE Part # 1393162-1
PT28802



TE Part # 4-1415036-1
PTMG0730



TE Part # 1-1415539-2
PTMR0730



TE Part # 1415037-2
PTMD0730 (EM31)



TE Part # 1860517-5
PT170R6 Jumper Bar



TE Part # 6-1415365-1
PTMV0615

Also in the Series | SCHRACK Miniature Relay PT



Power Relays(158)

Customers Also Bought



TE Part #1-1393154-8
PT580048



TE Part #7-1768048-7
TKM50WE-N



TE Part #5677682004
RNF-3000-39/13-2-STK



TE Part #0915756003
LSTT-R-9.5-0



TE Part #9531152005
CGAT-9/3-0-STK



TE Part #5-1419135-0
PT370060



TE Part #5-1419135-8
PT380730



TE Part #7-1393163-3
MTMF0W00



Documents

CAD Files

3D PDF

3D

Customer View Model

ENG_CVM_CVM_5-1419135-6_99.2d_dxf.zip

English

Customer View Model

ENG_CVM_CVM_5-1419135-6_99.3d_igs.zip

English

Customer View Model

ENG_CVM_CVM_5-1419135-6_99.3d_stp.zip

English

By downloading the CAD file I accept and agree to the [Terms and Conditions](#) of use.

Datasheets & Catalog Pages

Miniature Relay PT

English

Product Specifications

Definitions General Purpose Relays

English

Agency Approvals

VDE Certificate

English

Mouser Electronics

Authorized Distributor

Click to View Pricing, Inventory, Delivery & Lifecycle Information:

[TE Connectivity:](#)

[5-1419135-6](#)