



Wire Protection & Management > Interconnect Devices > SolderSleeve Shield Terminators



Operating Temperature (Max): 175 °C

Expanded Inside Diameter (Min): 5.95 mm [.234 in]

Recovered Inside Diameter (Max): 1.78 mm [.07 in]

Pre-Installed Lead: No

Resistance Properties: Immersion Protection

Features

Product Type Features

Interconnect Device Splice Type	Shield Terminator
Temperature Indicator	Yes
Temperature Indicator Type	Thermochromic

Configuration Features

Pre-Installed Lead	No
--------------------	----

Dimensions

Dielectric Outside Diameter (Max)	1.8 mm[.07 in]
Shield Outside Diameter (Min)	3.3 mm[.13 in]
Compatible Jacket Diameter Range	5.95 mm[.234 in]
Product Length	19.1 mm[.75 in]
Expanded Inside Diameter (Min)	5.95 mm[.234 in]
Recovered Inside Diameter (Max)	1.78 mm[.07 in]

Usage Conditions

Operating Temperature (Max)	175 °C
Resistance Properties	Immersion Protection
Wire Temperature (Max)	150 °C

Industry Standards

MIL/NAS Specification (MIL-S-83519, NAS-1747)	No
---	----



Government Qualified

No

Product Compliance

For compliance documentation, visit the product page on TE.com>

EU RoHS Directive 2011/65/EU	Compliant
EU ELV Directive 2000/53/EC	Compliant
China RoHS 2 Directive MIIT Order No 32, 2016	No Restricted Materials Above Threshold
EU REACH Regulation (EC) No. 1907/2006	Current ECHA Candidate List: JAN 2024 (240) Candidate List Declared Against: JAN 2024 (240) Does not contain REACH SVHC
Halogen Content	Low Bromine/Chlorine - Br and Cl < 900 ppm per homogenous material. Also BFR /CFR/PVC Free
Solder Process Capability	Not applicable for solder process capability

Product Compliance Disclaimer

This information is provided based on reasonable inquiry of our suppliers and represents our current actual knowledge based on the information they provided. This information is subject to change. The part numbers that TE has identified as EU RoHS compliant have a maximum concentration of 0.1% by weight in homogenous materials for lead, hexavalent chromium, mercury, PBB, PBDE, DBP, BBP, DEHP, DIBP, and 0.01% for cadmium, or qualify for an exemption to these limits as defined in the Annexes of Directive 2011/65/EU (RoHS2). Finished electrical and electronic equipment products will be CE marked as required by Directive 2011/65/EU. Components may not be CE marked. Additionally, the part numbers that TE has identified as EU ELV compliant have a maximum concentration of 0.1% by weight in homogenous materials for lead, hexavalent chromium, and mercury, and 0.01% for cadmium, or qualify for an exemption to these limits as defined in the Annexes of Directive 2000/53/EC (ELV). Regarding the REACH Regulation, the information TE provides on SVHC in articles for this part number is based on the latest European Chemicals Agency (ECHA) 'Guidance on requirements for substances in articles' posted at this URL: <https://echa.europa.eu/guidance-documents/guidance-on-reach>

Customers Also Bought



TE Part #860032-000
MTC100-YB1-009



TE Part #4182070001
SAS-200-075-1017-1X



TE Part #YD369-P99-NS300000
369 9 WAY PLUG, 20/22 CONTACTS, SKT



TE Part #216787-000
SO96-3-55-22-90



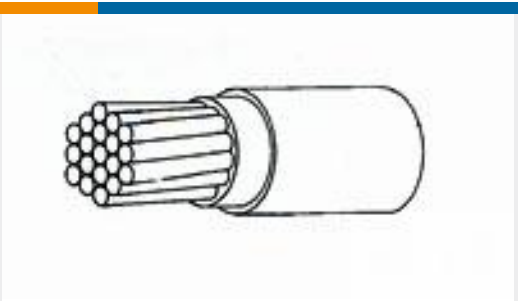
TE Part #139321-000
[SO96-1-00](#)




TE Part #236834-000
[SO96-2-55-22-90](#)



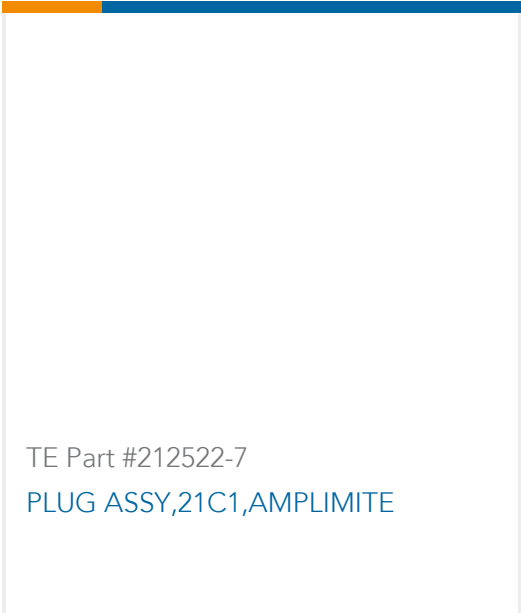
TE Part #611430-000
[SO96-4-01](#)



TE Part #218163-001
[22759/34-12-9](#)



TE Part #CTJ122E06B-513
[MODULE ASSY](#)



TE Part #212522-7
[PLUG ASSY,21C1,AMPLIMITE](#)

Documents

Product Drawings

[SO96-4-00](#)

English

Datasheets & Catalog Pages

[1654025_Sec8_B-155_CWT_SO63_S01to03_SO96](#)

English

Product Specifications

[Product Specification](#)

English

Mouser Electronics

Authorized Distributor

Click to View Pricing, Inventory, Delivery & Lifecycle Information:

[TE Connectivity:](#)

[SO96-4-00](#)