




Connectors > Automotive Connectors > Automotive Housings



Number of Positions: 3

Connector & Housing Type: **Housing for Male Terminals**

Mating Tab Width: 1.2 mm [.047 in]

Connector System: **Wire-to-Wire**

Centerline (Pitch): 5 mm [.197 in]

Features

Product Type Features

Connector Shape	Rectangular
Mixed & Hybrid Connector	No
Connector & Housing Type	Housing for Male Terminals
Connector System	Wire-to-Wire
Sealable	Yes
Primary Locking Feature	Integrated in Housing
Connector & Contact Terminates To	Wire & Cable

Configuration Features

Number of Positions	3
Number of Rows	2

Electrical Characteristics

Operating Voltage	12 VDC
Nominal Voltage Architecture	12 V

Body Features



Cable Exit Angle	180°
Primary Product Color	Gray
Connector & Keying Code	D

Contact Features

Contact Size	1.2mm
Contact Type	Tab
Mating Tab Width	1.2 mm[.047 in]
Contact Current Rating (Max)	7.5 A

Mechanical Attachment

Mating Alignment Type	Keyed
Mating Alignment	With
Connector Mounting Type	Cable Mount (Free-Hanging)

Housing Features

Housing Material	PBT GF
Centerline (Pitch)	5 mm[.197 in]

Usage Conditions

Operating Temperature (Max)	125 °C[257 °F]
Operating Temperature Range	-40 – 125 °C[-40 – 257 °F]

Operation/Application

Circuit Application	Power
---------------------	-------

Other

Connector Position Assurance Capable	No
--------------------------------------	----

Product Compliance

For compliance documentation, visit the product page on TE.com>

EU RoHS Directive 2011/65/EU	Compliant
EU ELV Directive 2000/53/EC	Compliant
China RoHS 2 Directive MIIT Order No 32, 2016	No Restricted Materials Above Threshold
EU REACH Regulation (EC) No. 1907/2006	Current ECHA Candidate List: JUNE 2024 (241) Candidate List Declared Against: JUNE 2024 (241) Does not contain REACH SVHC




Halogen Content	Not Low Halogen - contains Br or Cl > 900 ppm.
Solder Process Capability	Not reviewed for solder process capability

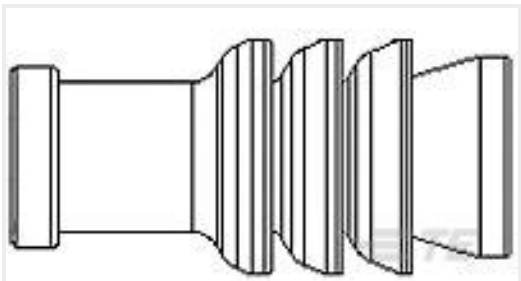
Product Compliance Disclaimer

This information is provided based on reasonable inquiry of our suppliers and represents our current actual knowledge based on the information they provided. This information is subject to change. The part numbers that TE has identified as EU RoHS compliant have a maximum concentration of 0.1% by weight in homogenous materials for lead, hexavalent chromium, mercury, PBB, PBDE, DBP, BBP, DEHP, DIBP, and 0.01% for cadmium, or qualify for an exemption to these limits as defined in the Annexes of Directive 2011/65/EU (RoHS2). Finished electrical and electronic equipment products will be CE marked as required by Directive 2011/65/EU. Components may not be CE marked. Additionally, the part numbers that TE has identified as EU ELV compliant have a maximum concentration of 0.1% by weight in homogenous materials for lead, hexavalent chromium, and mercury, and 0.01% for cadmium, or qualify for an exemption to these limits as defined in the Annexes of Directive 2000/53/EC (ELV). Regarding the REACH Regulation, the information TE provides on SVHC in articles for this part number is based on the latest European Chemicals Agency (ECHA) ‘Guidance on requirements for substances in articles’ posted at this URL: <https://echa.europa.eu/guidance-documents/guidance-on-reach>

Compatible Parts




TE Part # 3-2356607-4  
3POS,MCON 1.2,REC HSG ASSY,SLD,  
COD D




TE Part # 963142-1  
MQS SINGLE-WIRE SEAL FOR 4MM


Also in the Series | Superseal Pro




Automotive Connector Caps & Covers  
(3)




Automotive Housings(91)



Connector Backshells(13)



Connector Caps & Covers(1)



Other Automotive Connector  
Accessories(1)



Documents

Product Drawings

3POS,MCON 1.2,TAB HSG ASSY,SLD,COD D

English

3POS,MCON 1.2,TAB HSG ASSY,SLD,COD D

English

CAD Files

3D PDF

3D

Customer View Model

ENG\_CVM\_CVM\_3-2356631-4\_C.2d\_dxf.zip

English

Customer View Model

ENG\_CVM\_CVM\_3-2356631-4\_C.3d\_igs.zip

English

Customer View Model

ENG\_CVM\_CVM\_3-2356631-4\_C.3d\_stp.zip

English

By downloading the CAD file I accept and agree to the [Terms and Conditions](#) of use.

Product Specifications

Application Specification

English

# Mouser Electronics

Authorized Distributor

Click to View Pricing, Inventory, Delivery & Lifecycle Information:

[TE Connectivity:](#)

[3-2356631-4](#)