



CII

TE Internal #: 1-1617150-4

TO-5/.100 Grid Relays, Contact Arrangement 2 Form C, DPDT, 2 C /O, 2.6VDC Input Voltage, 5 VDC Coil Voltage, 100Ω Coil Resistance

[View on TE.com >](#)

Relays & Contactors > Relays > Mil-Aero Relays > TO-5/.100 Grid Relays



Contact Arrangement: 2 Form C, DPDT, 2 C/O

Input Voltage: 2.6 VDC

Coil Voltage: 5 VDC

Coil Resistance: 100 Ω

Coil Power Rating DC: 250 mW

Features

Product Type Features

Enclosure Type	Hermetically Sealed
Relay Options	Coil Suppression Diode
Relay Connection Type	PCB Solder Pins

Electrical Characteristics

Vibration Resistance	30G's, 10 – 3000Hz
Actuating System	DC
Coil Power Measurement	Milliwatts
Shock Resistance	75G's, 6ms
Contact Switching Voltage (Max)	28 VDC
Coil Magnetic System	Non-Polarized, Monostable
Input Voltage	2.6 VDC
Coil Voltage	5 VDC
Coil Resistance	100 Ω
Coil Power Rating DC	250 mW

Contact Features

Contact Current Rating (Max)	1 A
Contact Arrangement	2 Form C, DPDT, 2 C/O

Usage Conditions



Operating Temperature Range	-65 – 125 °C
-----------------------------	--------------

Product Compliance

For compliance documentation, visit the product page on TE.com>

EU RoHS Directive 2011/65/EU	Not Compliant
EU ELV Directive 2000/53/EC	Not Compliant
China RoHS 2 Directive MIIT Order No 32, 2016	Restricted Materials Above Threshold
EU REACH Regulation (EC) No. 1907/2006	Current ECHA Candidate List: JAN 2024 (240) Candidate List Declared Against: JAN 2022 (223) SVHC > Threshold: Not Yet Reviewed
Halogen Content	Low Halogen - Br, Cl, F, I < 900 ppm per homogenous material. Also BFR/CFR/PVC Free
Solder Process Capability	Not lead free process capable

Product Compliance Disclaimer

This information is provided based on reasonable inquiry of our suppliers and represents our current actual knowledge based on the information they provided. This information is subject to change. The part numbers that TE has identified as EU RoHS compliant have a maximum concentration of 0.1% by weight in homogenous materials for lead, hexavalent chromium, mercury, PBB, PBDE, DBP, BBP, DEHP, DIBP, and 0.01% for cadmium, or qualify for an exemption to these limits as defined in the Annexes of Directive 2011/65/EU (RoHS2). Finished electrical and electronic equipment products will be CE marked as required by Directive 2011/65/EU. Components may not be CE marked. Additionally, the part numbers that TE has identified as EU ELV compliant have a maximum concentration of 0.1% by weight in homogenous materials for lead, hexavalent chromium, and mercury, and 0.01% for cadmium, or qualify for an exemption to these limits as defined in the Annexes of Directive 2000/53/EC (ELV). Regarding the REACH Regulations, TE’s information on SVHC in articles for this part number is still based on the European Chemical Agency (ECHA) ‘Guidance on requirements for substances in articles’(Version: 2, April 2011), applying the 0.1% weight on weight concentration threshold at the finished product level. TE is aware of the European Court of Justice ruling of September 10th, 2015 also known as O5A (Once An Article Always An Article) stating that, in case of ‘complex object’, the threshold for a SVHC must be applied to both the product as a whole and simultaneously to each of the articles forming part of its composition. TE has evaluated this ruling based on the new ECHA “Guidance on requirements for substances in articles” (June 2017, version 4.0) and will be updating its statements accordingly.


Compatible Parts




TE Part # 1-1617037-3
HFW5A1201L00 = HFW5A RELAY




Customers Also Bought




TE Part #104128-4
020 LOPRO HDR SP 30DP LATCH




TE Part #5569380-1
STK MJ,8POS,2X1,SHLD,CAT5




TE Part #2-324061-5
TERMINAL,SOLIS R 8 8 HR




TE Part #5-102617-3
10 MODII HDR DRRA SHRD LF




TE Part #104652-7
70 50/50 GRID DRST SFMNT RCPT



TE Part #2102429-4
Pin Assy, 320 Psn, LF, 30 AU, Mezalok



TE Part #2-1617031-2
HFW1201K45P = M39016/6-109P



TE Part #ES2050402BGM
ES2050402BGM=RELAY

Documents

- CAD Files

3D PDF

3D

Customer View Model

ENG_CVM_CVM_1-1617150-4_O.2d_dxf.zip

English

Customer View Model

ENG_CVM_CVM_1-1617150-4_O.3d_igs.zip

English

Customer View Model

ENG_CVM_CVM_1-1617150-4_O.3d_stp.zip

English

By downloading the CAD file I accept and agree to the [Terms and Conditions](#) of use.

- Datasheets & Catalog Pages

5-1773450-5_sec1_MGS

English

Mouser Electronics

Authorized Distributor

Click to View Pricing, Inventory, Delivery & Lifecycle Information:

[TE Connectivity:](#)

[1-1617150-4](#)