

V23100V4015A

✓ ACTIVE

Axicom | Axicom Reed Relay V23100 -V4

TE Internal #: 1-1393763-0

Signal Relays, 24 VDC Contact Voltage, 112mW Coil Power Rating

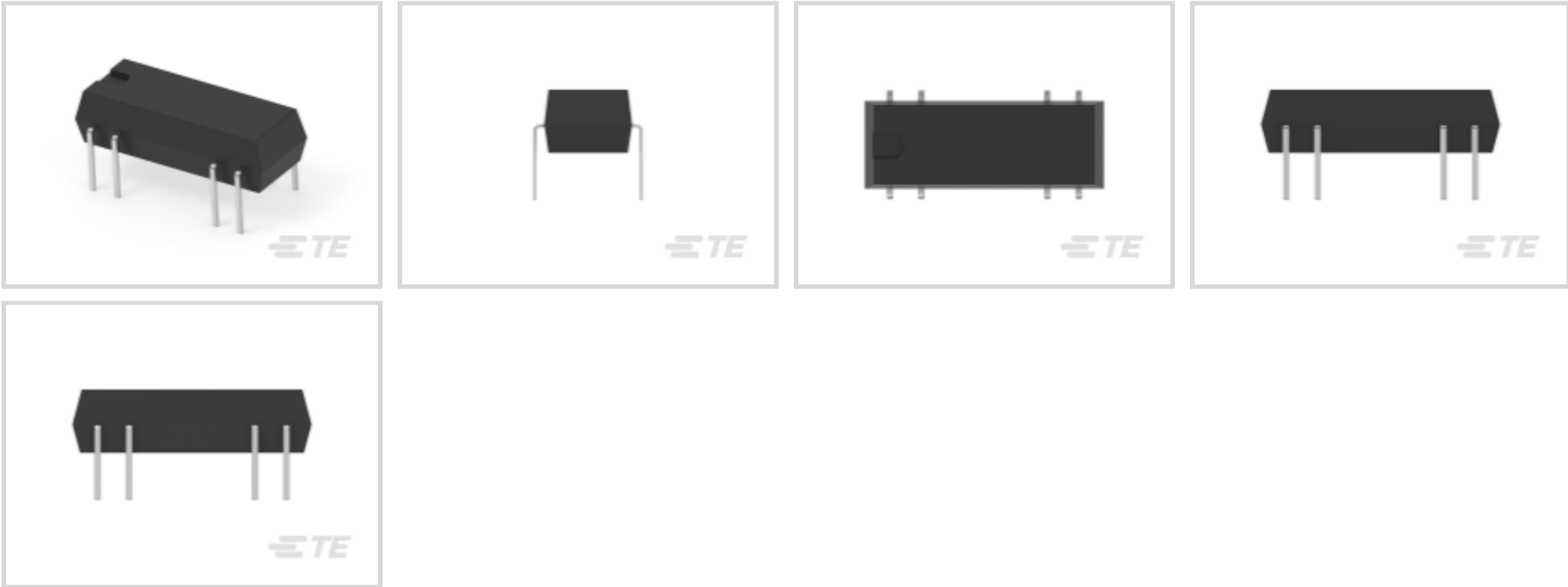
DC, Printed Circuit Board, 15VDC Coil Voltage Rating, Axicom

Reed Relay V23100 -V4

[View on TE.com >](#)



Relays & Contactors > Relays > Signal Relays



Contact Voltage Rating: 24 VDC

Coil Power Rating DC: 112 mW

Product Mount Type: Printed Circuit Board

Coil Voltage Rating: 15 VDC

Contact Current Rating (Max): 1 A

Features

Product Type Features

Relay Connection Type	PCB Pins
-----------------------	----------

Electrical Characteristics

Actuating System	DC
Insulation Initial Dielectric Between Open Contacts	250 Vrms
Contact Limiting Making Current	.4 A
Contact Limiting Short-Time Current	.4 A
Contact Limiting Continuous Current	1 A
Insulation Initial Dielectric Between Contacts and Coil	1500 Vrms
Coil Power Rating Class	100 – 150 mW
Power Consumption	50 – 288 mW
Input Voltage	100 VAC
Contact Limiting Breaking Current	.4 A
Contact Switching Load (Min)	10mA @ .01V
Coil Resistance	2000 Ω



Contact Voltage Rating	24 VDC
Coil Power Rating DC	112 mW
Coil Voltage Rating	15 VDC
Contact Switching Voltage (Max)	200 VAC
Coil Magnetic System	Monostable, DC

Body Features

Product Weight	1.4 g[.0494 oz]
----------------	-----------------

Contact Features

Contact Plating Material	Ruthenium
Contact Special Features	Reed Contacts
Contact Current Class	0 – 2 A
Contact Current Rating (Max)	1 A
Contact Arrangement	1 Form A (NO)
Contact Base Material	Ruthenium
Contact Number of Poles	1

Mechanical Attachment

Product Mount Type	Printed Circuit Board
--------------------	-----------------------

Dimensions

Length Class (Mechanical)	16 – 20 mm
Height Class (Mechanical)	0 – 6 mm
Width Class (Mechanical)	6 – 8 mm
Product Width	6.4 mm[.251 in]
Product Length	19.3 mm[.759 in]
Product Height	5.1 mm[.2 in]

Usage Conditions

Environmental Ambient Temperature Class	70 – 85 °C
Environmental Ambient Temperature (Max)	85 °C[85 °F]
Operating Temperature Range	-40 – 85 °C

Operation/Application

Performance Type	Standard
------------------	----------

Packaging Features

Packaging Method	Box & Tube, Tube
------------------	------------------



Other

Solder Process	Wave Solder
----------------	-------------

Product Compliance

For compliance documentation, visit the product page on TE.com>

EU RoHS Directive 2011/65/EU	Compliant
EU ELV Directive 2000/53/EC	Compliant
China RoHS 2 Directive MIIT Order No 32, 2016	No Restricted Materials Above Threshold
EU REACH Regulation (EC) No. 1907/2006	Current ECHA Candidate List: JAN 2024 (240) Candidate List Declared Against: JUNE 2022 (224) Does not contain REACH SVHC
Halogen Content	Low Halogen - Br, Cl, F, I < 900 ppm per homogenous material. Also BFR/CFR/PVC Free
Solder Process Capability	Wave solder capable to 265°C


Product Compliance Disclaimer

This information is provided based on reasonable inquiry of our suppliers and represents our current actual knowledge based on the information they provided. This information is subject to change. The part numbers that TE has identified as EU RoHS compliant have a maximum concentration of 0.1% by weight in homogenous materials for lead, hexavalent chromium, mercury, PBB, PBDE, DBP, BBP, DEHP, DIBP, and 0.01% for cadmium, or qualify for an exemption to these limits as defined in the Annexes of Directive 2011/65/EU (RoHS2). Finished electrical and electronic equipment products will be CE marked as required by Directive 2011/65/EU. Components may not be CE marked. Additionally, the part numbers that TE has identified as EU ELV compliant have a maximum concentration of 0.1% by weight in homogenous materials for lead, hexavalent chromium, and mercury, and 0.01% for cadmium, or qualify for an exemption to these limits as defined in the Annexes of Directive 2000/53/EC (ELV). Regarding the REACH Regulation, the information TE provides on SVHC in articles for this part number is based on the latest European Chemicals Agency (ECHA) 'Guidance on requirements for substances in articles' posted at this URL: <https://echa.europa.eu/guidance-documents/guidance-on-reach>


Compatible Parts



Also in the Series | Axicom Reed Relay V23100 -V4



Power Relays(3)



Signal Relays(24)

Customers Also Bought



TE Part #1393260-7
SR6B4024 - V23050-A1024-A542



TE Part #2-1623728-3
BCHE 11 W 4K7 5%




TE Part #1-1393779-3
V23101D 6A201



TE Part #6-2176093-4
RP 2A 0.25W 46K4 0.1% 25PPM 1K RL



TE Part #1-2176094-1
RP 2A 0.25W 150K 0.1% 25PPM 1K RL



TE Part #2176412-4
5W XSM M/OX 5% 6R8



TE Part #2176382-4
RQ 0805 143K 0.1% 10PPM 5K RL

Documents

CAD Files

3D PDF

3D

Customer View Model

ENG_CVM_CVM_1-1393763-0_B.2d_dxf.zip

English

Customer View Model

ENG_CVM_CVM_1-1393763-0_B.3d_igs.zip

English

Customer View Model

ENG_CVM_CVM_1-1393763-0_B.3d_stp.zip

English

By downloading the CAD file I accept and agree to the [Terms and Conditions](#) of use.

Datasheets & Catalog Pages

Reed Relay V23100-V4

English



Product Specifications

Product Specification

English

Definitions General Purpose Relays

English

Mouser Electronics

Authorized Distributor

Click to View Pricing, Inventory, Delivery & Lifecycle Information:

[TE Connectivity:](#)

[1-1393763-0](#)