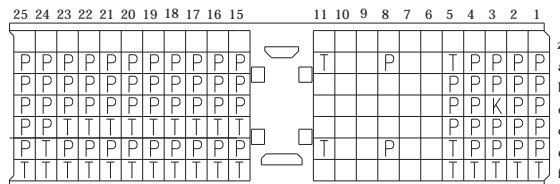
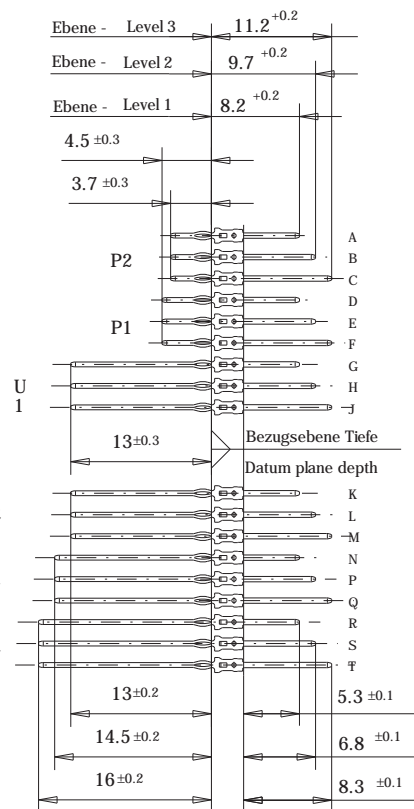
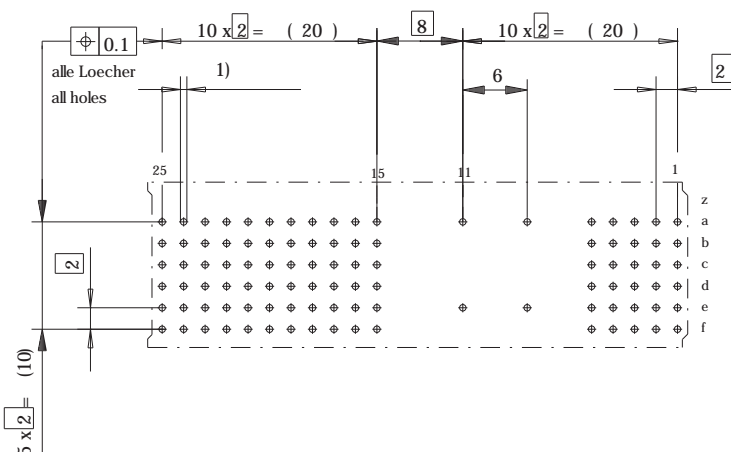


Bestueckungsplan - contact layout



Lochbild fuer Leiterplatte (Bestueckungsseite)

Board hole pattern (Component mounting side)



- 1) $\phi 0,6 \pm 0,05$ Durchmesser des metallisierten Loches
- $\phi 0,6 \pm 0,05$ Diameter of finished plated-through hole
- $\phi 0,7 \pm 0,02$ Bohrungsdurchmesser des Loches
- $\phi 0,7 \pm 0,02$ Diameter of drilled hole

Schichtaufbau im metallisierten Loch siehe Zeichnung 114406
Metal plating of plated-through hole see drawing 114406

Fehlende Maße und Angaben nach IEC 61076-4-101
Missing information and dimensions per 61076-4-101

Information: R1, R2, R3 Level 1, 2, 3 siehe Bestueckungsplan/ see contact layout ohne Fixierstift / without locating peg	Tolerances		Scale	2:1
	All Dimensions in mm		Angaben zu entsprechender Ident-Nr. siehe Fertigungsunterlagen For further information about LD.number see manufacturing document	
All rights reserved. Only for information. To insure that this is the latest version of this drawing, please contact one of the ERNI companies before using.	Subject to modification without prior notice. Drawing will not be updated.		Designation	
	Elektroapparate GmbH D-73099 ADELBERG		ERmet Messerleiste A ERmet Male Wide Type A	
a	18.06.2001		923212	I
Index	Date	M:00020559.SZN		

Consider protection memo from DIN 24

Mouser Electronics

Authorized Distributor

Click to View Pricing, Inventory, Delivery & Lifecycle Information:

[TE Connectivity:](#)

[923212](#)