

AMPMODU 2 MM INTERCONNECTION SYSTEM

Quick Reference Guide

AMPMODU 2 MM INTERCONNECTION SYSTEM

TE Connectivity (TE)'s AMPMODU 2 mm interconnection system reliably and economically meets the requirements of today's miniature, sophisticated electronics. This system is ideal for space constrained environments and offers a wide portfolio with design features that enable reliable signal transfers in demanding applications.

TE's compact 2 mm design enables space savings, providing designers with greater overall flexibility.

The AMPMODU 2 mm system occupies 38% less space on a printed circuit board as compared to traditional 2.54 mm centerline connectors. This connector system is available in both board-to-board and wire-to-board mating options and utilizes a dual-beam contact design to enable 2 points of contact for increased signal reliability.

The AMPMODU 2 mm connection system is available in 4 types of plating options: 30 μ " [0.76 μ m] gold, 15 μ " [0.38 μ m] gold, 4 μ " [0.1 μ m] gold flash, and tin. All 2 mm board-mount connectors are offered in single and double row versions and vertical and horizontal orientations for both headers and receptacles. Surface mount and through-hole mounting options are available with the capability to support reflow solder processes up to 260°C.

Board-mount connectors can be packaged in tape and reel to support automated assembly processes, or in tubes, which may be ideal in manual assembly environments. AMPMODU 2 mm wire-to-board connectors are available without latches, and with detent or positive latches for high-vibrations applications that demand more secure electrical connections. Wire-mount receptacles are offered with two options for discrete wire termination - crimp snap-in contacts and insulation displacement contacts (IDC). Additionally, wire termination is easily accomplished with TE-designed application tooling.

The AMPMODU 2 mm interconnection system is the clear choice for demanding Industrial applications, offering a comprehensive, economical, and reliable connector portfolio.

FEATURES

- Centerline: 0.079" [2 mm]
- 0.020" [0.50 mm] square pins for headers
- Dual-beam receptacle contact
- Multiple solder tail lengths for various PCB thicknesses, 0.063" to 0.094" [1.6 mm to 2.4 mm]
- High temperature plastic (LCP) housing
- Board connectors available in tube and tape & reel packaging
- Up to 25 positions per row, single and dual row offering
- Wire termination: crimp and IDC
- Wire size:
 - Crimp contacts: AWG 30 - 24
 - IDC: AWG 30 - 26
- Environmental: UL94V0, low halogen


APPLICATIONS

- PLC
- I/O devices
- Servo drives
- Robotics
- Automated guided vehicles
- Material handling equipment
- Industrial controls
- Instrumentation and test equipment
- Building automation devices
- Medical equipment
- Energy storage systems

BENEFITS

- Occupies 38% less space on PCB board compared with 0.100" [2.54 mm] centerline
- Two-point electrical stability for reliable signal transfer
- Multiple options for Board-to-Board stacking by various header and receptacle combinations
- Ease of assembly with automated surface-mounting and through-hole reflow manufacturing
- Reliable connection in high vibration environments with detent and positive latching variants
- Ergonomic and easy mating/unmating process with positive latching variant
- Headers are intermateable with other major brand receptacles
- Design flexibility with various crimp terminal options
- Fast termination/installation without the need to strip the wire with IDC wire receptacles
- IDC and crimp receptacles mate with the same headers
- Interchangeable IDC and Crimp Snap-In contacts allow for easy replacement of damaged/faulty contacts

AMPMODU 2 MM INTERCONNECTION SYSTEM



1	BREAKAWAY HEADERS	Page 9 - 12
2	SHROUDED HEADERS W/ DETENT LATCHES	Page 13 - 16
3	SHROUDED HEADERS W/ POSITIVE LATCH	Page 17 - 20
4	BOARD RECEPTACLES	Page 21 - 25
5	CRIMP SNAP-IN RECEPTACLES	Page 26 - 29
5	INSULATION DISPLACEMENT CONTACTS (IDC) RECEPTACLES	Page 30 - 33

AMPMODU 2 MM INTERCONNECTION SYSTEM

AMPMODU 2 MM INTERCONNECTION SYSTEM PERFORMANCE SPECIFICATIONS AND STANDARDS

MATERIALS

Housing	Liquid Crystal Polymer, UL 94V0, Black
Contact	Phosphor Bronze
Contact Plating	30μ" [0.76 μm] Gold
	15μ" [0.38 μm] Gold
	4μ" [0.1 μm] Gold
	Tin

ELECTRICAL

Voltage Rating	125 Vrms (max.)
Current Rating	2 A (max.)
Operating Temperature	Tin Plating: -40 to +105°C
	Gold Plating: -40 to +125°C
Dielectric Withstanding Voltage	650 VAC
Temperature Rise	30°C@1.6A

SPECIFICATIONS AND APPROVALS

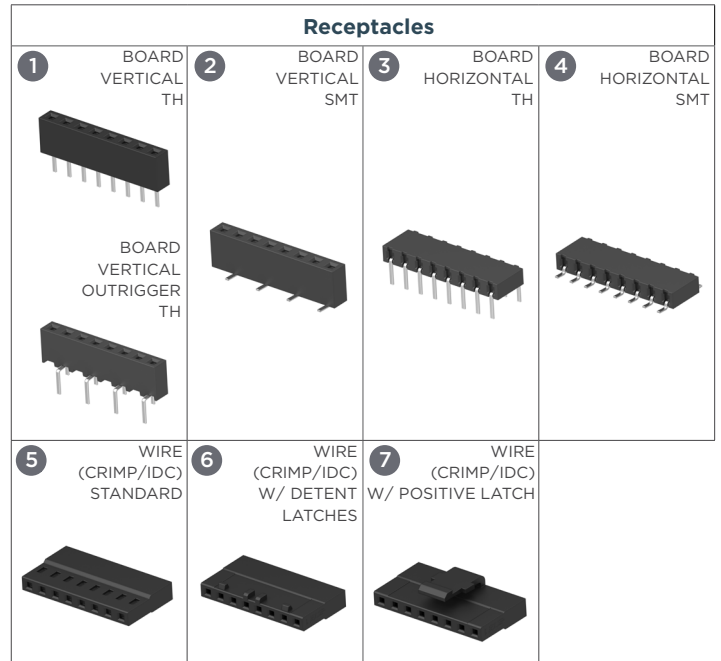

Certifications and Approvals	RoHS
	REACH
	cURus
Product Specification	Headers: <u>108-64040</u>
	Board Receptacles: <u>108-64040</u>
	Crimp Snap-In Receptacles: <u>108-64040-1</u>
	IDC Receptacles: <u>108-64040-2</u>
Application Specification	Headers: <u>114-64040</u>
	Board Receptacles: <u>114-32186</u>
	Crimp Snap-In Receptacles: <u>114-32173</u>
	IDC Receptacles: <u>114-32175</u>

MECHANICAL

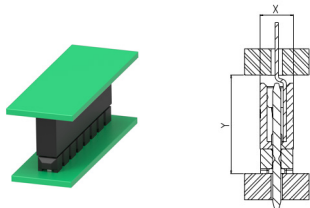
Durability	30μ" [0.76 μm] Gold: 250 cycles
	15μ" [0.38 μm] Gold: 100 cycles
	4μ" [0.1 μm] Gold: 50 cycles Tin: 25 cycles
Connector Mating/ Unmating Force	Mating: 2.2 N max.
	Unmating: 0.2 N min.
Contact Retention Force in Housing (Board Connectors)	5 N min.
Contact Retention Force in Housing (Wire Receptacles)	10 N min.
Vibration	No electrical discontinuity greater than 1 microsecond under 10-55-10 Hz traversed in minute at 1.52 mm amplitude
Shock	No electrical discontinuity greater than 1 microsecond by 50 G acceleration
Latch Durability	25 cycles
Positive Latch Engage/Disengage Force (without Contacts)	Engage: 6 N max.
	Disengage: 20 N min.
Solderability	Reflow Solderable, Capable up to 260°C

AMPMODU 2 MM INTERCONNECTION SYSTEM

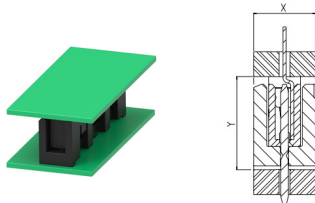
CONFIGURATIONS




BOARD-TO-BOARD



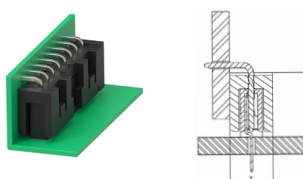
Application		X (Single Row)	X (Double Row)	Y
Parallel boards - vertical board receptacle and vertical shrouded header	A 1	0.083" [2.10 mm]	0.161" [4.10 mm]	0.236" [6.00 mm]
	B 1	0.083" [2.10 mm]	0.161" [4.10 mm]	0.285" [7.25 mm]
	A 2	0.083" [2.10 mm]	0.161" [4.10 mm]	0.244" [6.20 mm]
	B 2	0.083" [2.10 mm]	0.161" [4.10 mm]	0.293" [7.45 mm]



Application		X (Single Row)	X (Double Row)	Y
Parallel boards - vertical board receptacle and vertical shrouded header	D 1	0.157" [4.00 mm]	0.244" [6.20 mm]	0.236" [6.00 mm]
	E 1	0.157" [4.00 mm]	0.244" [6.20 mm]	0.285" [7.25 mm]
	D 2	0.157" [4.00 mm]	0.244" [6.20 mm]	0.244" [6.20 mm]
	E 2	0.157" [4.00 mm]	0.244" [6.20 mm]	0.293" [7.45 mm]



Application		X (Single Row)	X (Double Row)	Y
Perpendicular boards - vertical board receptacle and horizontal breakaway header	C 1	0.083" [2.10 mm]	0.161" [4.10 mm]	0.236" [6.00 mm]
	C 2	0.083" [2.10 mm]	0.161" [4.10 mm]	0.244" [6.20 mm]

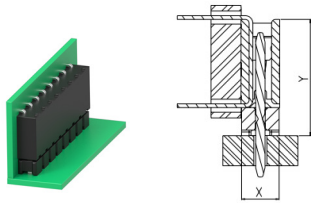


Application		X (Single Row)	X (Double Row)	Y
Perpendicular boards - vertical board receptacle and horizontal shrouded header	F 1	0.157" [4.00 mm]	0.244" [6.20 mm]	0.236" [6.00 mm]
	F 2	0.157" [4.00 mm]	0.244" [6.20 mm]	0.244" [6.20 mm]

AMPMODU 2 MM INTERCONNECTION SYSTEM

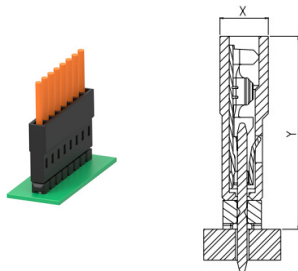
CONFIGURATIONS - CONTINUED

BOARD-TO-BOARD

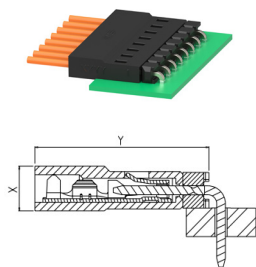


Application		X (Single Row)	X (Double Row)	Y
Perpendicular boards - horizontal board receptacle and vertical breakaway header	A 3	0.083" [2.10 mm]	0.161" [4.10 mm]	0.244" [6.20 mm]
	B 3	0.083" [2.10 mm]	0.161" [4.10 mm]	0.293" [7.45 mm]
	A 4	0.093" [2.35 mm]	0.172" [4.36 mm]	0.244" [6.20 mm]
	B 4	0.093" [2.35 mm]	0.172" [4.36 mm]	0.293" [7.45 mm]

WIRE-TO-BOARD



Application		Crimp		IDC	
Application	Row	X	Y	X	Y
		Perpendicular to PCB - non- latching solution - breakaway header and standard wire receptacle (no latches)	Single row	0.099" [2.51 mm]	0.394" [10.00 mm]
Double row	0.185" [4.70 mm]		0.394" [10.00 mm]	-	-
A 5	Single row	0.099" [2.51 mm]	0.443" [11.25 mm]	0.094" [2.4 mm]	0.62" [15.75 mm]
	Double row	0.185" [4.70 mm]	0.443" [11.25 mm]	-	-

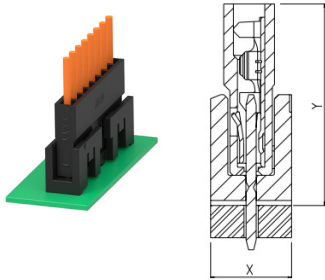


Application		Crimp		IDC	
Application	Row	X	Y	X	Y
		Parallel to PCB - non-latching solution - breakaway header and standard wire receptacle (no latches)	Single row	0.099" [2.51 mm]	0.394" [10.00 mm]
Double row	0.185" [4.70 mm]		0.394" [10.00 mm]	-	-

AMPMODU 2 MM INTERCONNECTION SYSTEM

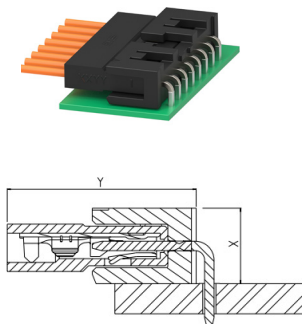
CONFIGURATIONS - CONTINUED

WIRE-TO-BOARD



Application	Row	Crimp		IDC	
		X	Y	X	Y
Perpendicular to PCB - non-latching solution - shrouded header with detent latches and standard wire receptacle (no latches)	Single row	0.157" [4.00 mm]	0.394" [10.00 mm]	0.157" [4.00 mm]	0.57" [14.50 mm]
	Double row	0.244" [6.20 mm]	0.394" [10.00 mm]	-	-
D 5	Single row	0.157" [4.00 mm]	0.443" [11.25 mm]	0.157" [4.00 mm]	0.62" [15.75 mm]
	Double row	0.244" [6.20 mm]	0.443" [11.25 mm]	-	-

Application	Row	Crimp		IDC	
		X	Y	X	Y
Perpendicular to PCB - detent latching solutions - shrouded header with detent latches and wire receptacle with detent latches	Single row	0.157" [4.00 mm]	0.394" [10.00 mm]	0.157" [4.00 mm]	.57" [14.50 mm]
	Double row	0.244" [6.20 mm]	0.394" [10.00 mm]	-	-
D 6	Single row	0.157" [4.00 mm]	0.443" [11.25 mm]	0.157" [4.00 mm]	0.62" [15.75 mm]
	Double row	0.244" [6.20 mm]	0.443" [11.25 mm]	-	-



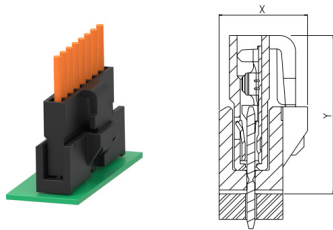
Application	Row	Crimp		IDC	
		X	Y	X	Y
Parallel to PCB - non-latching solution - shrouded header with detent latches and standard wire receptacle (no latches)	Single row	0.157" [4.00 mm]	0.394" [10.00 mm]	0.157" [4.00 mm]	0.57" [14.50 mm]
	Double row	0.244" [6.20 mm]	0.394" [10.00 mm]	-	-
F 5	Single row	0.157" [4.00 mm]	0.394" [10.00 mm]	0.157" [4.00 mm]	0.57" [14.50 mm]
	Double row	0.244" [6.20 mm]	0.394" [10.00 mm]	-	-

Application	Row	Crimp		IDC	
		X	Y	X	Y
Parallel to PCB - detent latching solution - shrouded header with detent latches and wire receptacle with detent latches	Single row	0.157" [4.00 mm]	0.394" [10.00 mm]	0.157" [4.00 mm]	0.57" [14.50 mm]
	Double row	0.244" [6.20 mm]	0.394" [10.00 mm]	-	-
F 6	Single row	0.157" [4.00 mm]	0.394" [10.00 mm]	0.157" [4.00 mm]	0.57" [14.50 mm]
	Double row	0.244" [6.20 mm]	0.394" [10.00 mm]	-	-

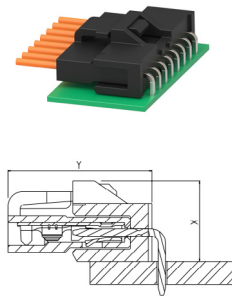
AMPMODU 2 MM INTERCONNECTION SYSTEM

CONFIGURATIONS - CONTINUED

WIRE-TO-BOARD



Application	Row	Crimp		IDC	
		X	Y	X	Y
Perpendicular to PCB - positive latching solution - shrouded header with positive latch wire and wire receptacle with positive latch	Single row	0.218" [5.54 mm]	0.394" [10.00 mm]	0.218" [5.54 mm]	0.57" [14.50 mm]
	Double row	0.305" [7.74 mm]	0.394" [10.00 mm]	-	-
G 7	Single row	0.218" [5.54 mm]	0.443" [11.25 mm]	0.218" [5.54 mm]	0.62" [15.75 mm]
	Double row	0.305" [7.74 mm]	0.443" [11.25 mm]	-	-



Application	Row	Crimp		IDC	
		X	Y	X	Y
Parallel to PCB - positive latching solution - shrouded header with positive latch and wire receptacle with positive latch	Single row	0.218" [5.54 mm]	0.394" [10.00 mm]	0.218" [5.54 mm]	0.57" [14.50 mm]
	Double row	0.305" [7.74 mm]	0.394" [10.00 mm]	-	-
J 7	Single row	0.218" [5.54 mm]	0.394" [10.00 mm]	0.218" [5.54 mm]	0.57" [14.50 mm]
	Double row	0.305" [7.74 mm]	0.394" [10.00 mm]	-	-

AMPMODU 2 MM INTERCONNECTION SYSTEM

BREAKAWAY HEADERS

SMART PART NUMBER DEFINITION



PRODUCT SERIES

2MM	AMPMODU 2 mm series
------------	---------------------

GENDER / TYPE

HB	Breakaway headers
-----------	-------------------

NUMBER OF ROWS

S	Single row
D	Double row

NUMBER OF PINS PER ROW

##	02 thru 25 per row (enter two digits)
-----------	------------------------------------------

ORIENTATION & TERMINATION

VT	Vertical through hole
VS	Vertical surface mount
HT	Horizontal through hole

*see table DESIGN NAVIGATOR for guidance

PACKAGING

TB	Tube without cap
TBP	Tube with cap (N/A for 2 and 3 positions per row)
TRP	Tape and reel with cap

*select allowable Packaging from table DESIGN NAVIGATOR

PLATING

T	Tin
F	4μ" [0.1 μm] Gold (gold flash)
M	15μ" [0.38 μm] Gold
H	30μ" [0.76 μm] Gold

TAIL LENGTH

00	N/A for surface mount
01	0.087" [2.2 mm]
02	0.110" [2.8 mm]

*select allowable Tail Length from table DESIGN NAVIGATOR

SMART PN EXAMPLES

- AMPMODU 2 mm, breakaway header, double row, 20 positions (2 x 10), vertical surface mount, tail length: N/A, tin, T&R with cap: **2MM-HB-D10-VS-00-T-TRP**




DESIGN NAVIGATOR

	Orientation & Termination	Tail Length		Packaging
VT		01	0.087" [2.2 mm]	TB
				TBP
		TRP		
VS		02	0.110" [2.8 mm]	TB
				TBP
		TRP		
HT		00	-	TRP
				TBP
		01	0.087" [2.2 mm]	TB
TBP				
TRP				
02	0.110" [2.8 mm]	TB		
		TBP		
		TRP		

AMPMODU 2 MM INTERCONNECTION SYSTEM

BREAKAWAY HEADERS




SINGLE ROW

Product Type	Drawing Number	Solder Lead Length	Base Number / Smart Part Number				Packaging	Available Positions
			Tin	4 μ " [0.1 μ m] Gold	15 μ " [0.38 μ m] Gold	30 μ " [0.76 μ m] Gold		
Vertical Through Hole 	2823074	0.087" [2.2mm]	2823074	2823078	2823082	2823086	Tube w/o cap	2-25
			2MM-HB-SXX-VT-01-T-TB	2MM-HB-SXX-VT-01-F-TB	2MM-HB-SXX-VT-01-M-TB	2MM-HB-SXX-VT-01-H-TB		
			2823651	2823652	2823653	2823654	Tube w/ cap	3-25
			2MM-HB-SXX-VT-01-T-TBP	2MM-HB-SXX-VT-01-F-TBP	2MM-HB-SXX-VT-01-M-TBP	2MM-HB-SXX-VT-01-H-TBP		
			2823465	2823466	2823467	2823468	T&R w/ cap	2-25
			2MM-HB-SXX-VT-01-T-TRP	2MM-HB-SXX-VT-01-F-TRP	2MM-HB-SXX-VT-01-M-TRP	2MM-HB-SXX-VT-01-H-TRP		
		0.110" [2.8mm]	2823076	2823080	2823084	2823088	Tube w/o cap	2-25
			2MM-HB-SXX-VT-02-T-TB	2MM-HB-SXX-VT-02-F-TB	2MM-HB-SXX-VT-02-M-TB	2MM-HB-SXX-VT-02-H-TB		
			2823655	2823656	2823657	2823658	Tube w/ cap	3-25
			2MM-HB-SXX-VT-02-T-TBP	2MM-HB-SXX-VT-02-F-TBP	2MM-HB-SXX-VT-02-M-TBP	2MM-HB-SXX-VT-02-H-TBP		
			2823469	2823470	2823471	2823472	T&R w/ cap	2-25
			2MM-HB-SXX-VT-02-T-TRP	2MM-HB-SXX-VT-02-F-TRP	2MM-HB-SXX-VT-02-M-TRP	2MM-HB-SXX-VT-02-H-TRP		
Horizontal Through Hole 	2823090	0.087" [2.2mm]	2823090	2823094	2823098	2823102	Tube w/o cap	2-25
			2MM-HB-SXX-HT-01-T-TB	2MM-HB-SXX-HT-01-F-TB	2MM-HB-SXX-HT-01-M-TB	2MM-HB-SXX-HT-01-H-TB		
			2823671	2823672	2823673	2823674	Tube w/ cap	3-25
			2MM-HB-SXX-HT-01-T-TBP	2MM-HB-SXX-HT-01-F-TBP	2MM-HB-SXX-HT-01-M-TBP	2MM-HB-SXX-HT-01-H-TBP		
			2823481	2823482	2823483	2823484	T&R w/ cap	2-25
			2MM-HB-SXX-HT-01-T-TRP	2MM-HB-SXX-HT-01-F-TRP	2MM-HB-SXX-HT-01-M-TRP	2MM-HB-SXX-HT-01-H-TRP		
		0.110" [2.8mm]	2823092	2823096	2823100	2823104	Tube w/o cap	2-25
			2MM-HB-SXX-HT-02-T-TB	2MM-HB-SXX-HT-02-F-TB	2MM-HB-SXX-HT-02-M-TB	2MM-HB-SXX-HT-02-H-TB		
			2823683	2823684	2823685	2823686	Tube w/ cap	3-25
			2MM-HB-SXX-HT-02-T-TBP	2MM-HB-SXX-HT-02-F-TBP	2MM-HB-SXX-HT-02-M-TBP	2MM-HB-SXX-HT-02-H-TBP		
			2823485	2823486	2823487	2823488	T&R w/ cap	2-25
			2MM-HB-SXX-HT-02-T-TRP	2MM-HB-SXX-HT-02-F-TRP	2MM-HB-SXX-HT-02-M-TRP	2MM-HB-SXX-HT-02-H-TRP		
Vertical Surface Mount 	2823106	-	2823106	2823107	2823108	2823109	T&R w/ cap	2-25
			2MM-HB-SXX-VS-00-T-TRP	2MM-HB-SXX-VS-00-F-TRP	2MM-HB-SXX-VS-00-M-TRP	2MM-HB-SXX-VS-00-H-TRP		
			2823659	2823660	2823661	2823662	Tube w/ cap	3-25
			2MM-HB-SXX-VS-00-T-TBP	2MM-HB-SXX-VS-00-F-TBP	2MM-HB-SXX-VS-00-M-TBP	2MM-HB-SXX-VS-00-H-TBP		

AMPMODU 2 MM INTERCONNECTION SYSTEM

BREAKAWAY HEADERS























DOUBLE ROW

Product Type	Drawing Number	Solder Lead Length	Base Number / Smart Part Number				Packaging	Available Positions		
			Tin	4μ" [0.1μm] Gold	15μ" [0.38μm] Gold	30μ" [0.76μm] Gold				
 Vertical Through Hole	2823110	0.087" [2.2mm]	2823110	2823114	2823118	2823122	Tube w/o cap	4-50		
			2MM-HB-DXX-VT-01-T-TB	2MM-HB-DXX-VT-01-F-TB	2MM-HB-DXX-VT-01-M-TB	2MM-HB-DXX-VT-01-H-TB				
			2823739	2823740	2823741	2823742	Tube w/ cap	6-50		
			2MM-HB-DXX-VT-01-T-TBP	2MM-HB-DXX-VT-01-F-TBP	2MM-HB-DXX-VT-01-M-TBP	2MM-HB-DXX-VT-01-H-TBP				
			2823473	2823474	2823475	2823476	T&R w/ cap	4-50		
			2MM-HB-DXX-VT-01-T-TRP	2MM-HB-DXX-VT-01-F-TRP	2MM-HB-DXX-VT-01-M-TRP	2MM-HB-DXX-VT-01-H-TRP				
		0.110" [2.8mm]	2823112	2823116	2823120	2823124	Tube w/o cap	4-50		
			2MM-HB-DXX-VT-02-T-TB	2MM-HB-DXX-VT-02-F-TB	2MM-HB-DXX-VT-02-M-TB	2MM-HB-DXX-VT-02-H-TB				
			2823755	2823756	2823757	2823758	Tube w/ cap	6-50		
			2MM-HB-DXX-VT-02-T-TBP	2MM-HB-DXX-VT-02-F-TBP	2MM-HB-DXX-VT-02-M-TBP	2MM-HB-DXX-VT-02-H-TBP				
			2823477	2823478	2823479	2823480	T&R w/ cap	4-50		
			2MM-HB-DXX-VT-02-T-TRP	2MM-HB-DXX-VT-02-F-TRP	2MM-HB-DXX-VT-02-M-TRP	2MM-HB-DXX-VT-02-H-TRP				
		 Horizontal Through Hole	2823126	0.087" [2.2mm]	2823126	2823130	2823134	2823138	Tube w/o cap	4-50
					2MM-HB-DXX-HT-01-T-TB	2MM-HB-DXX-HT-01-F-TB	2MM-HB-DXX-HT-01-M-TB	2MM-HB-DXX-HT-01-H-TB		
2823763	2823764				2823765	2823766	Tube w/ cap	6-50		
2MM-HB-DXX-HT-01-T-TBP	2MM-HB-DXX-HT-01-F-TBP				2MM-HB-DXX-HT-01-M-TBP	2MM-HB-DXX-HT-01-H-TBP				
2823489	2823490				2823491	2823492	T&R w/ cap	4-50		
2MM-HB-DXX-HT-01-T-TRP	2MM-HB-DXX-HT-01-F-TRP				2MM-HB-DXX-HT-01-M-TRP	2MM-HB-DXX-HT-01-H-TRP				
0.110" [2.8mm]	2823128			2823132	2823136	2823140	Tube w/o cap	4-50		
	2MM-HB-DXX-HT-02-T-TB			2MM-HB-DXX-HT-02-F-TB	2MM-HB-DXX-HT-02-M-TB	2MM-HB-DXX-HT-02-H-TB				
	2823779			2823780	2823781	2823782	Tube w/ cap	6-50		
	2MM-HB-DXX-HT-02-T-TBP			2MM-HB-DXX-HT-02-F-TBP	2MM-HB-DXX-HT-02-M-TBP	2MM-HB-DXX-HT-02-H-TBP				
	2823493			2823494	2823495	2823496	T&R w/ cap	4-50		
	2MM-HB-DXX-HT-02-T-TRP			2MM-HB-DXX-HT-02-F-TRP	2MM-HB-DXX-HT-02-M-TRP	2MM-HB-DXX-HT-02-H-TRP				
 Vertical Surface Mount	2823142			-	2823142	2823143	2823144	2823145	T&R w/ cap	4-50
					2MM-HB-DXX-VS-00-T-TRP	2MM-HB-DXX-VS-00-F-TRP	2MM-HB-DXX-VS-00-M-TRP	2MM-HB-DXX-VS-00-H-TRP		
		2823787	2823788		2823789	2823790	Tube w/ cap	6-50		
		2MM-HB-DXX-VS-00-T-TBP	2MM-HB-DXX-VS-00-F-TBP		2MM-HB-DXX-VS-00-M-TBP	2MM-HB-DXX-VS-00-H-TBP				

AMPMODU 2 MM INTERCONNECTION SYSTEM

BREAKAWAY HEADERS

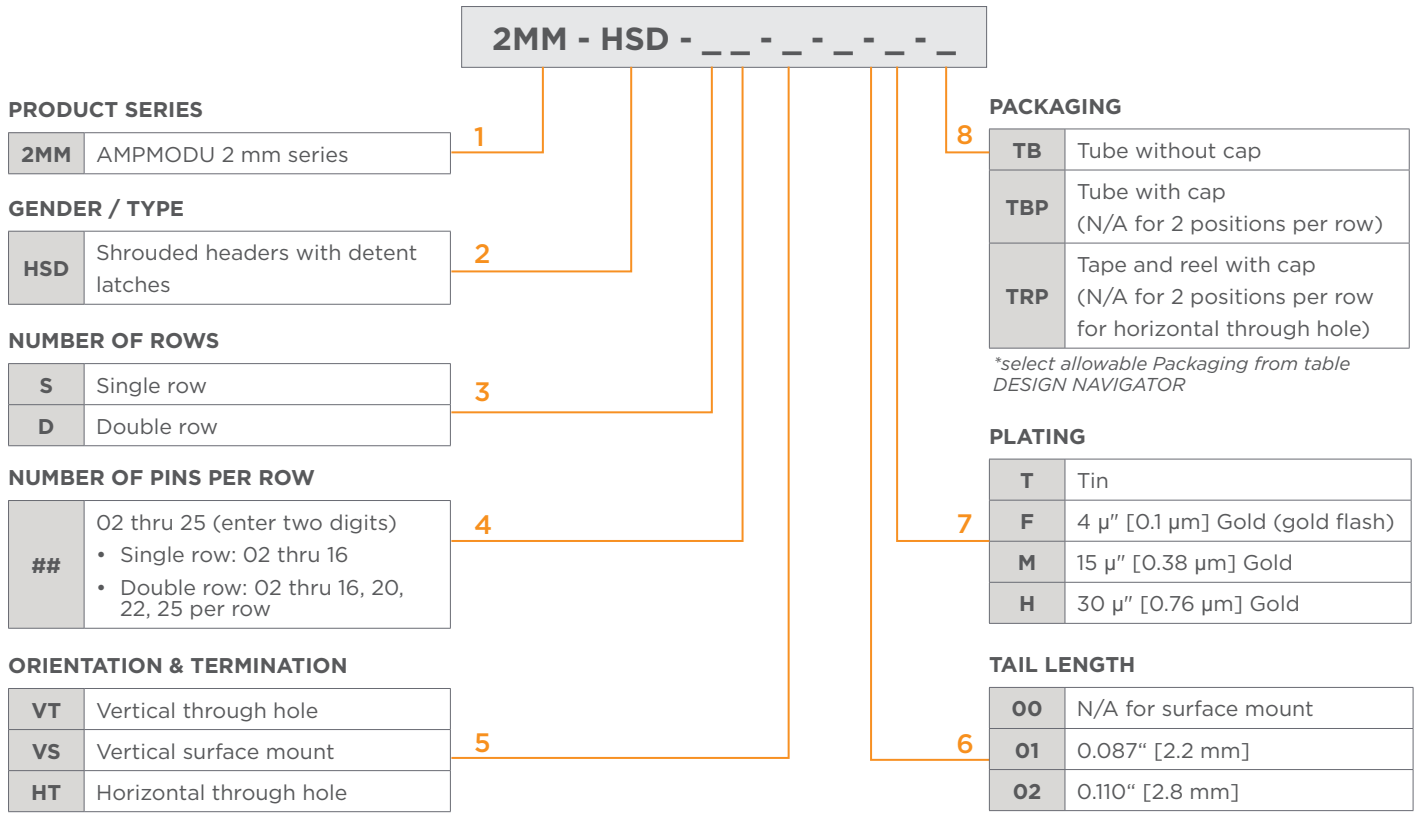
MATEABLE PARTS

Breakaway Headers		B-t-B Orientation	Mateable Receptacles			
Vertical Orientation		Parallel 	Vertical Board Receptacles		Page 15-16	
2MM - HB - __ - VT 			2MM - R - __ - VT			
2MM - HB - __ - VS 			2MM - R - __ - VTR			
		Perpendicular 	2MM - R - __ - VS			
Horizontal Orientation			Horizontal Board Receptacles		Page 15-16	
2MM - HB - __ - HT 		Perpendicular 	2MM - R - __ - HT			
			2MM - R - __ - HS			
			Vertical Board Receptacles		Page 15-16	
2MM - HB - __ - VT 			2MM - R - __ - VT			
			2MM - R - __ - VTR			
			2MM - R - __ - VS			
Breakaway Headers		W-t-B Orientation	Mateable Receptacles			
Vertical Orientation			Crimp Receptacles	Page 17-19	IDC Receptacles	Page 20-22
2MM - HB - __ - VT 			2MM - RC - __		2MM - RD- __ <i>Single row Only</i>	
2MM - HB - __ - VS 			Standard (No Latches) 		Standard (No Latches) 	
Horizontal Orientation			2MM - HB - __ - HT 			

AMPMODU 2 MM INTERCONNECTION SYSTEM

SHROUDED HEADERS - WITH DETENT LATCHES

SMART PART NUMBER DEFINITION



*see table DESIGN NAVIGATOR for guidance

SMART PN EXAMPLES

- AMPMODU 2 mm, shrouded header with detent latches, single row, 8 positions (1 x 8), horizontal through hole, 2.8 mm tail length, 15μ" [0.38μm] gold, tube without cap: **2MM-HSD-S08-HT-02-M-TB**




DESIGN NAVIGATOR

Orientation & Termination		Tail Length		Packaging
VT		01	0.087" [2.2 mm]	TB
				TBP
VS		00	-	TRP
				TB
				TBP
HT		01	0.087" [2.2 mm]	TRP
				TB
				TBP
		02	0.110" [2.8 mm]	TB
				TBP
				TRP

AMPMODU 2 MM INTERCONNECTION SYSTEM

SHROUDED HEADERS - WITH DETENT LATCHES




SINGLE ROW

Product Type	Drawing Number	Solder Lead Length	Base Number / Smart Part Number				Packaging	Available Positions		
			Tin	4μ" [0.1μm] Gold	15μ" [0.38μm] Gold	30μ" [0.76μm] Gold				
Vertical Through Hole 	2823372	0.087" [2.2mm]	2823372	2823375	2823378	2823381	Tube w/o cap	2-16		
			2MM-HSD-SXX-VT-01-T-TB	2MM-HSD-SXX-VT-01-F-TB	2MM-HSD-SXX-VT-01-M-TB	2MM-HSD-SXX-VT-01-H-TB				
			2823839	2823840	2823841	2823842	Tube w/ cap	3-16		
			2MM-HSD-SXX-VT-01-T-TBP	2MM-HSD-SXX-VT-01-F-TBP	2MM-HSD-SXX-VT-01-M-TBP	2MM-HSD-SXX-VT-01-H-TBP				
			2823497	2823498	2823499	2823500	T&R w/ cap	2-16		
			2MM-HSD-SXX-VT-01-T-TRP	2MM-HSD-SXX-VT-01-F-TRP	2MM-HSD-SXX-VT-01-M-TRP	2MM-HSD-SXX-VT-01-H-TRP				
		0.110" [2.8mm]	2823373	2823376	2823379	2823382	Tube w/o cap	2-16		
			2MM-HSD-SXX-VT-02-T-TB	2MM-HSD-SXX-VT-02-F-TB	2MM-HSD-SXX-VT-02-M-TB	2MM-HSD-SXX-VT-02-H-TB				
			2823847	2823848	2823849	2823850	Tube w/ cap	3-16		
			2MM-HSD-SXX-VT-02-T-TBP	2MM-HSD-SXX-VT-02-F-TBP	2MM-HSD-SXX-VT-02-M-TBP	2MM-HSD-SXX-VT-02-H-TBP				
			2823501	2823502	2823503	2823504	T&R w/ cap	2-16		
			2MM-HSD-SXX-VT-02-T-TRP	2MM-HSD-SXX-VT-02-F-TRP	2MM-HSD-SXX-VT-02-M-TRP	2MM-HSD-SXX-VT-02-H-TRP				
		Horizontal Through Hole 	2823384	0.087" [2.2mm]	2823384	2823387	2823390	2823393	Tube w/o cap	2-16
					2MM-HSD-SXX-HT-01-T-TB	2MM-HSD-SXX-HT-01-F-TB	2MM-HSD-SXX-HT-01-M-TB	2MM-HSD-SXX-HT-01-H-TB		
2823855	2823856				2823857	2823858	Tube w/ cap	3-16		
2MM-HSD-SXX-HT-01-T-TBP	2MM-HSD-SXX-HT-01-F-TBP				2MM-HSD-SXX-HT-01-M-TBP	2MM-HSD-SXX-HT-01-H-TBP				
2823513	2823514				2823515	2823516	T&R w/ cap	3-16		
2MM-HSD-SXX-HT-01-T-TRP	2MM-HSD-SXX-HT-01-F-TRP				2MM-HSD-SXX-HT-01-M-TRP	2MM-HSD-SXX-HT-01-H-TRP				
0.110" [2.8mm]	2823385			2823388	2823391	2823394	Tube w/o cap	2-16		
	2MM-HSD-SXX-HT-02-T-TB			2MM-HSD-SXX-HT-02-F-TB	2MM-HSD-SXX-HT-02-M-TB	2MM-HSD-SXX-HT-02-H-TB				
	2823863			2823864	2823865	2823866	Tube w/ cap	3-16		
	2MM-HSD-SXX-HT-02-T-TBP			2MM-HSD-SXX-HT-02-F-TBP	2MM-HSD-SXX-HT-02-M-TBP	2MM-HSD-SXX-HT-02-H-TBP				
	2823517			2823518	2823519	2823520	T&R w/ cap	3-16		
	2MM-HSD-SXX-HT-02-T-TRP			2MM-HSD-SXX-HT-02-F-TRP	2MM-HSD-SXX-HT-02-M-TRP	2MM-HSD-SXX-HT-02-H-TRP				
Vertical Surface Mount 	2823396			-	2823396	2823397	2823398	2823399	T&R w/ cap	2-16
					2MM-HSD-SXX-VS-00-T-TRP	2MM-HSD-SXX-VS-00-F-TRP	2MM-HSD-SXX-VS-00-M-TRP	2MM-HSD-SXX-VS-00-H-TRP		
		2823871	2823872		2823873	2823874	Tube w/ cap	3-16		
		2MM-HSD-SXX-VS-00-T-TBP	2MM-HSD-SXX-VS-00-F-TBP		2MM-HSD-SXX-VS-00-M-TBP	2MM-HSD-SXX-VS-00-H-TBP				

AMPMODU 2 MM INTERCONNECTION SYSTEM

SHROUDED HEADERS - WITH DETENT LATCHES


















DOUBLE ROW














Product Type	Drawing Number	Solder Lead Length	Base Number / Smart Part Number				Packaging	Available Positions
			Tin	4μ" [0.1μm] Gold	15μ" [0.38μm] Gold	30μ" [0.76μm] Gold		
 Vertical Through Hole	2823335	0.087" [2.2mm]	2823335	2823338	2823341	2823344	Tube w/o cap	4-32, 40, 44, 50
			2MM-HSD-DXX-VT-01-T-TB	2MM-HSD-DXX-VT-01-F-TB	2MM-HSD-DXX-VT-01-M-TB	2MM-HSD-DXX-VT-01-H-TB		
			2823875	2823876	2823877	2823878	Tube w/ cap	6-32, 40, 44, 50
			2MM-HSD-DXX-VT-01-T-TBP	2MM-HSD-DXX-VT-01-F-TBP	2MM-HSD-DXX-VT-01-M-TBP	2MM-HSD-DXX-VT-01-H-TBP		
			2823505	2823506	2823507	2823508	T&R w/ cap	4-32, 40, 44, 50
			2MM-HSD-DXX-VT-01-T-TRP	2MM-HSD-DXX-VT-01-F-TRP	2MM-HSD-DXX-VT-01-M-TRP	2MM-HSD-DXX-VT-01-H-TRP		
		0.110" [2.8mm]	2823336	2823339	2823342	2823345	Tube w/o cap	4-32, 40, 44, 50
			2MM-HSD-DXX-VT-02-T-TB	2MM-HSD-DXX-VT-02-F-TB	2MM-HSD-DXX-VT-02-M-TB	2MM-HSD-DXX-VT-02-H-TB		
			2823883	2823884	2823885	2823886	Tube w/ cap	6-32, 40, 44, 50
			2MM-HSD-DXX-VT-02-T-TBP	2MM-HSD-DXX-VT-02-F-TBP	2MM-HSD-DXX-VT-02-M-TBP	2MM-HSD-DXX-VT-02-H-TBP		
			2823509	2823510	2823511	2823512	T&R w/ cap	4-32, 40, 44, 50
			2MM-HSD-DXX-VT-02-T-TRP	2MM-HSD-DXX-VT-02-F-TRP	2MM-HSD-DXX-VT-02-M-TRP	2MM-HSD-DXX-VT-02-H-TRP		
 Horizontal Through Hole	2823351	0.087" [2.2mm]	2823352	2823355	2823358	2823361	Tube w/o cap	4-32, 40, 44, 50
			2MM-HSD-DXX-HT-01-T-TB	2MM-HSD-DXX-HT-01-F-TB	2MM-HSD-DXX-HT-01-M-TB	2MM-HSD-DXX-HT-01-H-TB		
			2823899	2823900	2823901	2823902	Tube w/ cap	6-32, 40, 44, 50
			2MM-HSD-DXX-HT-01-T-TBP	2MM-HSD-DXX-HT-01-F-TBP	2MM-HSD-DXX-HT-01-M-TBP	2MM-HSD-DXX-HT-01-H-TBP		
			2823521	2823522	2823523	2823524	T&R w/ cap	6-32, 40, 44, 50
			2MM-HSD-DXX-HT-01-T-TRP	2MM-HSD-DXX-HT-01-F-TRP	2MM-HSD-DXX-HT-01-M-TRP	2MM-HSD-DXX-HT-01-H-TRP		
		0.110" [2.8mm]	2823351	2823354	2823357	2823360	Tube w/o cap	4-32, 40, 44, 50
			2MM-HSD-DXX-HT-02-T-TB	2MM-HSD-DXX-HT-02-F-TB	2MM-HSD-DXX-HT-02-M-TB	2MM-HSD-DXX-HT-02-H-TB		
			2823891	2823892	2823893	2823894	Tube w/ cap	6-32, 40, 44, 50
			2MM-HSD-DXX-HT-02-T-TBP	2MM-HSD-DXX-HT-02-F-TBP	2MM-HSD-DXX-HT-02-M-TBP	2MM-HSD-DXX-HT-02-H-TBP		
			2823525	2823526	2823527	2823528	T&R w/ cap	6-32, 40, 44, 50
			2MM-HSD-DXX-HT-02-T-TRP	2MM-HSD-DXX-HT-02-F-TRP	2MM-HSD-DXX-HT-02-M-TRP	2MM-HSD-DXX-HT-02-H-TRP		
 Vertical Surface Mount	2823367	-	2823367	2823368	2823369	2823370	T&R w/ cap	4-32, 40, 44, 50
			2MM-HSD-DXX-VS-00-T-TBP	2MM-HSD-DXX-VS-00-F-TBP	2MM-HSD-DXX-VS-00-M-TBP	2MM-HSD-DXX-VS-00-H-TBP		
			2823907	2823908	2823909	2823910	Tube w/ cap	6-32, 40, 44, 50
			2MM-HSD-DXX-VS-00-T-TBP	2MM-HSD-DXX-VS-00-F-TBP	2MM-HSD-DXX-VS-00-M-TBP	2MM-HSD-DXX-VS-00-H-TBP		

AMPMODU 2 MM INTERCONNECTION SYSTEM

SHROUDED HEADERS - WITH DETENT LATCHES

MATEABLE PARTS

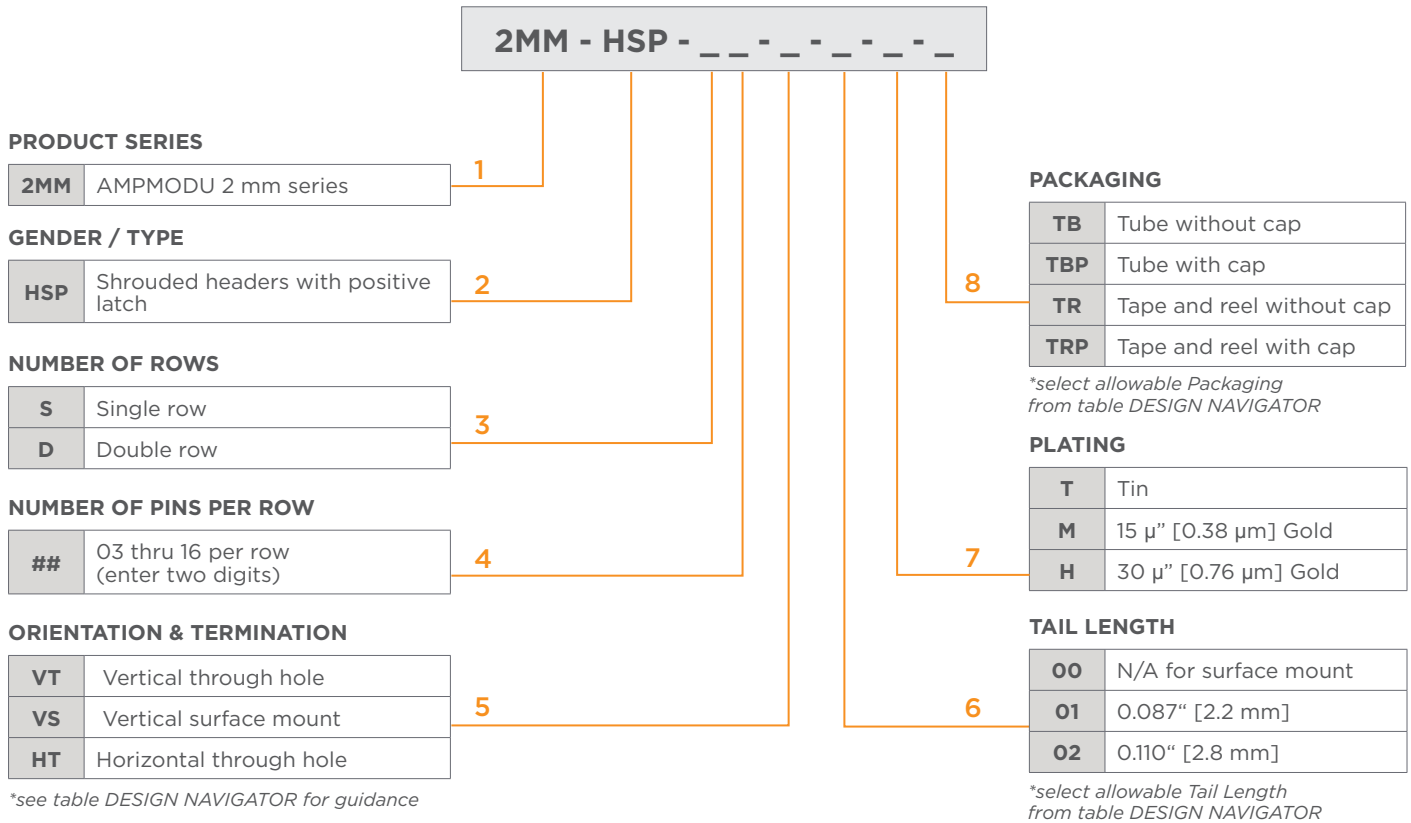
Shrouded Headers w/ Detent Latches	B-t-B Orientation	Mateable Receptacles	
Vertical Orientation 2MM - HSD - __ - VT  2MM - HSD - __ - VS 	Parallel 	Vertical Board Receptacles 2MM - R - __ - VT  2MM - R - __ - VTR  2MM - R - __ - VS 	Page 15-16   
Horizontal Orientation 2MM - HSD - __ - HT 	Perpendicular 	Vertical Board Receptacles 2MM - R - __ - VT  2MM - R - __ - VTR  2MM - R - __ - VS 	Page 15-16   

Shrouded Headers w/ Detent Latches	W-t-B Orientation	Mateable Receptacles			
Vertical Orientation 2MM - HSD - __ - VT  2MM - HSD - __ - VS 		Crimp Receptacles 2MM - RC - __  Standard (No Latches) 2MM - RCD - __  W/ Detent Latches	Page 17-19	IDC Receptacles <i>Single row Only</i> 2MM - RD- __  Standard (No Latches) 2MM - RDD- __  W/ Detent Latches	Page 20-22
Horizontal Orientation 2MM - HSD - __ - HT 		Crimp Receptacles 2MM - RC - __  Standard (No Latches) 2MM - RCD - __  W/ Detent Latches	Page 17-19	IDC Receptacles <i>Single row Only</i> 2MM - RD- __  Standard (No Latches) 2MM - RDD- __  W/ Detent Latches	Page 20-22

AMPMODU 2 MM INTERCONNECTION SYSTEM

SHROUDED HEADERS - WITH POSITIVE LATCH

SMART PART NUMBER DEFINITION



SMART PN EXAMPLES

- AMPMODU 2 mm, shrouded header with positive latch, double row, 16 positions (2 x 8), vertical through hole, 2.2 mm tail length, 30μ" [0.76μm] gold, tube without cap: 2MM-HSP-D08-VT-01-H-TB




DESIGN NAVIGATOR

	Orientation & Termination	Tail Length		Packaging
VT		01	0.087" [2.2 mm]	TB
				TBP
		02	0.110" [2.8 mm]	TRP
				TB
VS		00	-	TBP
				TRP
		01	0.087" [2.2 mm]	TB
				TR
02	0.110" [2.8 mm]	TB		
		TR		

AMPMODU 2 MM INTERCONNECTION SYSTEM

SHROUDED HEADERS - WITH POSITIVE LATCH

SINGLE ROW

Product Type	Drawing Number	Solder Lead Length	Base Number / Smart Part Number				Packaging	Available Positions
			Tin	4 μ " [0.1 μ m] Gold	15 μ " [0.38 μ m] Gold	30 μ " [0.76 μ m] Gold		
 Vertical Through Hole	2823174	0.087" [2.2mm]	2823174	Up On Request	2823179	2823183	Tube w/o cap	3-16
			2MM-HSP-SXX-VT-01-T-TB	-	2MM-HSP-SXX-VT-01-M-TB	2MM-HSP-SXX-VT-01-H-TB		
			2823911	Up On Request	2823912	2823913	Tube w/ cap	3-16
			2MM-HSP-SXX-VT-01-T-TBP	-	2MM-HSP-SXX-VT-01-M-TBP	2MM-HSP-SXX-VT-01-H-TBP		
			2823529	Up On Request	2823530	2823531	T&R w/ cap	3-16
			2MM-HSP-SXX-VT-01-T-TRP	-	2MM-HSP-SXX-VT-01-M-TRP	2MM-HSP-SXX-VT-01-H-TRP		
		0.110" [2.8mm]	2823400	Up On Request	2823401	2823402	Tube w/o cap	3-16
			2MM-HSP-SXX-VT-02-T-TB	-	2MM-HSP-SXX-VT-02-M-TB	2MM-HSP-SXX-VT-02-H-TB		
			2823917	Up On Request	2823918	2823919	Tube w/ cap	3-16
			2MM-HSP-SXX-VT-02-T-TBP	-	2MM-HSP-SXX-VT-02-M-TBP	2MM-HSP-SXX-VT-02-H-TBP		
			2823532	Up On Request	2823533	2823534	T&R w/ cap	3-16
			2MM-HSP-SXX-VT-02-T-TRP	-	2MM-HSP-SXX-VT-02-M-TRP	2MM-HSP-SXX-VT-02-H-TRP		
 Horizontal Through Hole	2823187	0.087" [2.2mm]	2823187	Up On Request	2823191	2823194	Tube w/o cap	3-16
			2MM-HSP-SXX-HT-01-T-TB	-	2MM-HSP-SXX-HT-01-M-TB	2MM-HSP-SXX-HT-01-H-TB		
			2823541	Up On Request	2823542	2823543	T&R w/o cap	3-16
			2MM-HSP-SXX-HT-01-T-TR	-	2MM-HSP-SXX-HT-01-M-TR	2MM-HSP-SXX-HT-01-H-TR		
		0.110" [2.8mm]	2823403	Up On Request	2823404	2823405	Tube w/o cap	3-16
			2MM-HSP-SXX-HT-02-T-TB	-	2MM-HSP-SXX-HT-02-M-TB	2MM-HSP-SXX-HT-02-H-TB		
			2823544	Up On Request	2823545	2823546	T&R w/o cap	3-16
			2MM-HSP-SXX-HT-02-T-TR	-	2MM-HSP-SXX-HT-02-M-TR	2MM-HSP-SXX-HT-02-H-TR		
 Vertical Surface Mount	2823199	-	2823199	Up On Request	2823203	2823207	T&R w/ cap	3-16
			2MM-HSP-SXX-VS-00-T-TRP	-	2MM-HSP-SXX-VS-00-M-TRP	2MM-HSP-SXX-VS-00-H-TRP		
			2823929	Up On Request	2823930	2823931	Tube w/ cap	3-16
			2MM-HSP-SXX-VS-00-T-TBP	-	2MM-HSP-SXX-VS-00-M-TBP	2MM-HSP-SXX-VS-00-H-TBP		

AMPMODU 2 MM INTERCONNECTION SYSTEM

SHROUDED HEADERS - WITH POSITIVE LATCH

DOUBLE ROW

Product Type	Drawing Number	Solder Lead Length	Base Number / Smart Part Number				Packaging	Available Positions
			Tin	4μ" [0.1μm] Gold	15μ" [0.38μm] Gold	30μ" [0.76μm] Gold		
Vertical Through Hole 	2823211	0.087" [2.2mm]	2823211	Up On Request	2823214	2823219	Tube w/o cap	6-32
			2MM-HSP-DXX-VT-01-T-TB	-	2MM-HSP-DXX-VT-01-M-TB	2MM-HSP-DXX-VT-01-H-TB		
			2823932	Up On Request	2823933	2823934	Tube w/ cap	
			2MM-HSP-DXX-VT-01-T-TBP	-	2MM-HSP-DXX-VT-01-M-TBP	2MM-HSP-DXX-VT-01-H-TBP		
			2823535	Up On Request	2823536	2823537	T&R w/ cap	
			2MM-HSP-DXX-VT-01-T-TRP	-	2MM-HSP-DXX-VT-01-M-TRP	2MM-HSP-DXX-VT-01-H-TRP		
		0.110" [2.8mm]	2823406	Up On Request	2823407	2823408	Tube w/o cap	6-32
			2MM-HSP-DXX-VT-02-T-TB	-	2MM-HSP-DXX-VT-02-M-TB	2MM-HSP-DXX-VT-02-H-TB		
			2823938	Up On Request	2823939	2823940	Tube w/ cap	
			2MM-HSP-DXX-VT-02-T-TBP	-	2MM-HSP-DXX-VT-02-M-TBP	2MM-HSP-DXX-VT-02-H-TBP		
			2823538	Up On Request	2823539	2823540	T&R w/ cap	
			2MM-HSP-DXX-VT-02-T-TRP	-	2MM-HSP-DXX-VT-02-M-TRP	2MM-HSP-DXX-VT-02-H-TRP		
Horizontal Through Hole 	2823224	0.087" [2.2mm]	2823224	Up On Request	2823228	2823232	Tube w/o cap	6-32
			2MM-HSP-DXX-HT-01-T-TB	-	2MM-HSP-DXX-HT-01-M-TB	2MM-HSP-DXX-HT-01-H-TB		
			2823547	Up On Request	2823548	2823549	T&R w/o cap	
			2MM-HSP-DXX-HT-01-T-TR	-	2MM-HSP-DXX-HT-01-M-TR	2MM-HSP-DXX-HT-01-H-TR		
		0.110" [2.8mm]	2823409	Up On Request	2823410	2823411	Tube w/o cap	
			2MM-HSP-DXX-HT-02-T-TB	-	2MM-HSP-DXX-HT-02-M-TB	2MM-HSP-DXX-HT-02-H-TB		
			2823550	Up On Request	2823551	2823552	T&R w/o cap	
			2MM-HSP-DXX-HT-02-T-TR	-	2MM-HSP-DXX-HT-02-M-TR	2MM-HSP-DXX-HT-02-H-TR		
Vertical Surface Mount 	2823235	-	2823235	Up On Request	2823240	2823244	T&R w/ cap	6-32
			2MM-HSP-DXX-VS-00-T-TRP	-	2MM-HSP-DXX-VS-00-M-TRP	2MM-HSP-DXX-VS-00-H-TRP		
			2823950	Up On Request	2823951	2823952	Tube w/ cap	
			2MM-HSP-DXX-VS-00-T-TBP	-	2MM-HSP-DXX-VS-00-M-TBP	2MM-HSP-DXX-VS-00-H-TBP		

AMPMODU 2 MM INTERCONNECTION SYSTEM

SHROUDED HEADERS - WITH POSITIVE LATCH

MATEABLE PARTS

Shrouded Headers w/ Positive Latch	W-t-B Orientation	Mateable Receptacles			
		Crimp Receptacles	Page 17-19	IDC Receptacles <i>Single row Only</i>	Page 20-22
Vertical Orientation 2MM - HSP - __ - VT  2MM - HSP - __ - VS 		2MM - RCP - __  W/ Positive Latch		2MM - RDP - __  W/ Positive Latch	
Horizontal Orientation 2MM - HSP - __ - HT 					

AMPMODU 2 MM INTERCONNECTION SYSTEM

BOARD RECEPTACLES

SMART PART NUMBER DEFINITION

2MM - R - _ - _ - _ - _ - _ - _ -

PRODUCT SERIES

2MM	AMPMODU 2 mm series	1
------------	---------------------	---

GENDER / TYPE

R	Receptacle	2
----------	------------	---

NUMBER OF ROWS

S	Single row	3
D	Double row	

NUMBER OF POSITIONS PER ROW

##	02 thru 25 per row (enter two digits)	4
-----------	------------------------------------------	---

ORIENTATION & TERMINATION

VT	Vertical through hole	5
VTR	Vertical through hole outrigger	
VS	Vertical surface mount	
HT	Horizontal through hole	
HS	Horizontal surface mount	

*see table DESIGN NAVIGATOR for guidance

SMART PN EXAMPLES

- AMPMODU 2 mm, board receptacle, double row, 8 positions (2 x 4), horizontal SMT, tail length: N/A, gold flash, T&R without cap: **2MM-R-D04-HS-00-F-TR**

DESIGN NAVIGATOR

	Orientation & Termination		Tail Length		Packaging
VT			01	0.079" [2.0 mm]	TRP
			02	0.106" [2.7 mm]	TBP
					TRP
VTR			01	0.091" [2.3 mm]	TRP
			02	0.110" [2.8 mm]	TBP
					TRP
VS			00	-	TRP
			TBP		
HT			01	0.083" [2.1 mm]	TR
			02	0.110" [2.8 mm]	TB
					TR
HS			03	0.134" [3.4 mm]	TB
			00	-	TB
					TR

PACKAGING

TB	Tube without cap
TBP	Tube with cap
TR	Tape and reel without cap
TRP	Tape and reel with cap

*select allowable Packaging from table DESIGN NAVIGATOR

PLATING

T	Tin
F	4μ" [0.1 μm] Gold (Gold flash)
M	15μ" [0.38 μm] Gold
H	30μ" [0.76 μm] Gold

TAIL LENGTH


00	N/A for surface mount
01	0.079 - 0.091" [2.0 - 2.3 mm]
02	0.106 - 0.110" [2.7 - 2.8 mm]
03	0.126 - 0.134" [3.2 - 3.4 mm]

*select allowable Tail Length from table DESIGN NAVIGATOR



AMPMODU 2 MM INTERCONNECTION SYSTEM

BOARD RECEPTACLES


SINGLE ROW

Product Type	Drawing Number	Solder Lead Length	Base Number / Smart Part Number				Packaging	Available Positions			
			Tin	4μ" [0.1μm] Gold	15μ" [0.38μm] Gold	30μ" [0.76μm] Gold					
Vertical Through Hole 	2307764	0.079" [2.0mm]	2307764	2307767	2307770	2307773	T&R w/ cap	2-25			
			2MM-R-SXX-VT-01-T-TRP	2MM-R-SXX-VT-01-F-TRP	2MM-R-SXX-VT-01-M-TRP	2MM-R-SXX-VT-01-H-TRP					
			2314867	2314868	2314869	2314870	Tube w/ cap				
		2MM-R-SXX-VT-01-T-TBP	2MM-R-SXX-VT-01-F-TBP	2MM-R-SXX-VT-01-M-TBP	2MM-R-SXX-VT-01-H-TBP						
		0.106" [2.7mm]	2307765	2307768	2307771	2307774	T&R w/ cap				
			2MM-R-SXX-VT-02-T-TRP	2MM-R-SXX-VT-02-F-TRP	2MM-R-SXX-VT-02-M-TRP	2MM-R-SXX-VT-02-H-TRP	Tube w/ cap				
			2314879	2314880	2314881	2314882					
			2MM-R-SXX-VT-02-T-TBP	2MM-R-SXX-VT-02-F-TBP	2MM-R-SXX-VT-02-M-TBP	2MM-R-SXX-VT-02-H-TBP	Tube w/o cap				
			2314875	2314876	2314877	2314878					
		0.126" [3.2mm]	2307766	2307769	2307772	2307775	Tube w/o cap				
			2MM-R-SXX-VT-03-T-TB	2MM-R-SXX-VT-03-F-TB	2MM-R-SXX-VT-03-M-TB	2MM-R-SXX-VT-03-H-TB					
		Vertical Through Hole Outrigger 	2307832	0.091" [2.3mm]	2307832	2307835	2307838		2307841	T&R w/ cap	2-25
					2MM-R-SXX-VTR-01-T-TRP	2MM-R-SXX-VTR-01-F-TRP	2MM-R-SXX-VTR-01-M-TRP		2MM-R-SXX-VTR-01-H-TRP	Tube w/ cap	
					2314899	2314900	2314901		2314902		
0.110" [2.8mm]	2MM-R-SXX-VTR-01-T-TBP			2MM-R-SXX-VTR-01-F-TBP	2MM-R-SXX-VTR-01-M-TBP	2MM-R-SXX-VTR-01-H-TBP	T&R w/ cap				
	2307833			2307836	2307839	2307842					
	2MM-R-SXX-VTR-02-T-TRP			2MM-R-SXX-VTR-02-F-TRP	2MM-R-SXX-VTR-02-M-TRP	2MM-R-SXX-VTR-02-H-TRP	Tube w/ cap				
	2314911			2314912	2338990	2314914					
	2MM-R-SXX-VTR-02-T-TBP			2MM-R-SXX-VTR-02-F-TBP	2MM-R-SXX-VTR-02-M-TBP	2MM-R-SXX-VTR-02-H-TBP	Tube w/o cap				
2314907	2314908			2314909	2314910						
0.134" [3.4mm]	2307834			2307837	2307840	2307843	Tube w/o cap				
	2MM-R-SXX-VTR-03-T-TB			2MM-R-SXX-VTR-03-F-TB	2MM-R-SXX-VTR-03-M-TB	2MM-R-SXX-VTR-03-H-TB					
Vertical Surface Mount 	2307812			-	2307812	2307813	2307814	2307815	T&R w/ cap	2-25	
		2MM-R-SXX-VS-00-T-TRP	2MM-R-SXX-VS-00-F-TRP		2MM-R-SXX-VS-00-M-TRP	2MM-R-SXX-VS-00-H-TRP	Tube w/ cap				
		2314847	2314848		2314849	2314850					
		2MM-R-SXX-VS-00-T-TBP	2MM-R-SXX-VS-00-F-TBP		2MM-R-SXX-VS-00-M-TBP	2MM-R-SXX-VS-00-H-TBP					





AMPMODU 2 MM INTERCONNECTION SYSTEM

Product Type	Drawing Number	Solder Lead Length	Base Number / Smart Part Number				Packaging	Available Positions			
			Tin	4μ" [0.1μm] Gold	15μ" [0.38μm] Gold	30μ" [0.76μm] Gold					
Horizontal Through Hole 	2307700	0.083" [2.1mm]	2307700	2307703	2307706	2307709	T&R w/o cap	2-25			
			2MM-R-SXX-HT-01-T-TR	2MM-R-SXX-HT-01-F-TR	2MM-R-SXX-HT-01-M-TR	2MM-R-SXX-HT-01-H-TR					
			2314927	2314928	2314929	2314930	Tube w/ cap				
		2MM-R-SXX-HT-01-T-TB	2MM-R-SXX-HT-01-F-TB	2MM-R-SXX-HT-01-M-TB	2MM-R-SXX-HT-01-H-TB						
		0.110" [2.8mm]	2314935	2314936	2314937	2314938	T&R w/o cap				
			2MM-R-SXX-HT-02-T-TR	2MM-R-SXX-HT-02-F-TR	2MM-R-SXX-HT-02-M-TR	2MM-R-SXX-HT-02-H-TR					
			2307701	2307704	2307707	2307710	Tube w/ cap				
		0.134" [3.4mm]	2MM-R-SXX-HT-02-T-TB	2MM-R-SXX-HT-02-F-TB	2MM-R-SXX-HT-02-M-TB	2MM-R-SXX-HT-02-H-TB					
			2307702	2307705	2307708	2307711	Tube w/ cap				
			2MM-R-SXX-HT-03-T-TB	2MM-R-SXX-HT-03-F-TB	2MM-R-SXX-HT-03-M-TB	2MM-R-SXX-HT-03-H-TB					
		Horizontal Surface Mount 	2307724	-	2307724	2307725	2307726		2307727	T&R w/ cap	2-25
					2MM-R-SXX-HS-00-T-TR	2MM-R-SXX-HS-00-F-TR	2MM-R-SXX-HS-00-M-TR		2MM-R-SXX-HS-00-H-TR		
2314943	2314944				2314945	2314946	Tube w/ cap				
2MM-R-SXX-HS-00-T-TB	2MM-R-SXX-HS-00-F-TB				2MM-R-SXX-HS-00-M-TB	2MM-R-SXX-HS-00-H-TB					

DOUBLE ROW

Product Type	Drawing Number	Solder Lead Length	Base Number / Smart Part Number				Packaging	Available Positions
			Tin	4μ" [0.1μm] Gold	15μ" [0.38μm] Gold	30μ" [0.76μm] Gold		
Vertical Through Hole 	2307776	0.079" [2.0mm]	2307776	2307779	2307782	2307785	T&R w/ cap	4-50
			2MM-R-DXX-VT-01-T-TRP	2MM-R-DXX-VT-01-F-TRP	2MM-R-DXX-VT-01-M-TRP	2MM-R-DXX-VT-01-H-TRP		
			2314811	2314812	2314813	2314814	Tube w/ cap	
		2MM-R-DXX-VT-01-T-TBP	2MM-R-DXX-VT-01-F-TBP	2MM-R-DXX-VT-01-M-TBP	2MM-R-DXX-VT-01-H-TBP			
		0.106" [2.7mm]	2307777	2307780	2307783	2307786	T&R w/ cap	
			2MM-R-DXX-VT-02-T-TRP	2MM-R-DXX-VT-02-F-TRP	2MM-R-DXX-VT-02-M-TRP	2MM-R-DXX-VT-02-H-TRP		
			2314823	2314824	2314825	2314826	Tube w/ cap	
		2MM-R-DXX-VT-02-T-TBP	2MM-R-DXX-VT-02-F-TBP	2MM-R-DXX-VT-02-M-TBP	2MM-R-DXX-VT-02-H-TBP			
		0.126" [3.2mm]	2314819	2314820	2314821	2314822	Tube w/o cap	
			2MM-R-DXX-VT-02-T-TB	2MM-R-DXX-VT-02-F-TB	2MM-R-DXX-VT-02-M-TB	2MM-R-DXX-VT-02-H-TB		
			2307778	2307781	2307784	2307787	Tube w/o cap	
		2MM-R-DXX-VT-03-T-TB	2MM-R-DXX-VT-03-F-TB	2MM-R-DXX-VT-03-M-TB	2MM-R-DXX-VT-03-H-TB			


















AMPMODU 2 MM INTERCONNECTION SYSTEM

Product Type	Drawing Number	Solder Lead Length	Base Number / Smart Part Number				Packaging	Available Positions			
			Tin	4μ" [0.1μm] Gold	15μ" [0.38μm] Gold	30μ" [0.76μm] Gold					
Vertical Through Hole Outrigger 	2307820	0.091" [2.3mm]	2307820	2307823	2307826	2307829	T&R w/ cap	4-50			
			2MM-R-DXX-VTR-01-T-TRP	2MM-R-DXX-VTR-01-F-TRP	2MM-R-DXX-VTR-01-M-TRP	2MM-R-DXX-VTR-01-H-TRP	Tube w/ cap				
			2314851	2314852	2314853	2314143					
			2MM-R-DXX-VTR-01-T-TBP	2MM-R-DXX-VTR-01-F-TBP	2MM-R-DXX-VTR-01-M-TBP	2MM-R-DXX-VTR-01-H-TBP					
		0.110" [2.8mm]	2307821	2307824	2307827	2307830	T&R w/ cap				
			2MM-R-DXX-VTR-02-T-TRP	2MM-R-DXX-VTR-02-F-TRP	2MM-R-DXX-VTR-02-M-TRP	2MM-R-DXX-VTR-02-H-TRP	Tube w/ cap				
			2314863	2314864	2314865	2314866					
			2MM-R-DXX-VTR-02-T-TBP	2MM-R-DXX-VTR-02-F-TBP	2MM-R-DXX-VTR-02-M-TBP	2MM-R-DXX-VTR-02-H-TBP					
			2314859	2314860	2314861	2314862	Tube w/o cap				
			2MM-R-DXX-VTR-02-T-TB	2MM-R-DXX-VTR-02-F-TB	2MM-R-DXX-VTR-02-M-TB	2MM-R-DXX-VTR-02-H-TB					
		0.134" [3.4mm]	2307822	2307825	2307828	2307831	Tube w/o cap				
			2MM-R-DXX-VTR-03-T-TB	2MM-R-DXX-VTR-03-F-TB	2MM-R-DXX-VTR-03-M-TB	2MM-R-DXX-VTR-03-H-TB					
		Vertical Surface Mount 	2307816	-	2307816	2307817	2307818		2307819	T&R w/ cap	4-50
					2MM-R-DXX-VS-00-T-TRP	2MM-R-DXX-VS-00-F-TRP	2MM-R-DXX-VS-00-M-TRP		2MM-R-DXX-VS-00-H-TRP		
2314843	2314844				2314845	2314846	Tube w/ cap				
2MM-R-DXX-VS-00-T-TBP	2MM-R-DXX-VS-00-F-TBP				2MM-R-DXX-VS-00-M-TBP	2MM-R-DXX-VS-00-H-TBP					
Horizontal Through Hole 	2307712	0.083" [2.1mm]	2307712	2307715	2307718	2307721	T&R w/o cap	4-50			
			2MM-R-DXX-HT-01-T-TR	2MM-R-DXX-HT-01-F-TR	2MM-R-DXX-HT-01-M-TR	2MM-R-DXX-HT-01-H-TR	Tube w/o cap				
			2314915	2314916	2314917	2314918					
			2MM-R-DXX-HT-01-T-TB	2MM-R-DXX-HT-01-F-TB	2MM-R-DXX-HT-01-M-TB	2MM-R-DXX-HT-01-H-TB					
		0.110" [2.8mm]	2314923	2314924	2314925	2314926	T&R w/o cap				
			2MM-R-DXX-HT-02-T-TR	2MM-R-DXX-HT-02-F-TR	2MM-R-DXX-HT-02-M-TR	2MM-R-DXX-HT-02-H-TR	Tube w/o cap				
			2307713	2307716	2307719	2307722					
		0.134" [3.4mm]	2MM-R-DXX-HT-02-T-TB	2MM-R-DXX-HT-02-F-TB	2MM-R-DXX-HT-02-M-TB	2MM-R-DXX-HT-02-H-TB					
			2307714	2307717	2307720	2307723	Tube w/o cap				
			2MM-R-DXX-HT-03-T-TB	2MM-R-DXX-HT-03-F-TB	2MM-R-DXX-HT-03-M-TB	2MM-R-DXX-HT-03-H-TB					
Horizontal Surface Mount 	2307728	-	2307728	2307729	2307730	2307731	T&R w/o cap	4-50			
			2MM-R-DXX-HS-00-T-TR	2MM-R-DXX-HS-00-F-TR	2MM-R-DXX-HS-00-M-TR	2MM-R-DXX-HS-00-H-TR					
			2314939	2314940	2314941	2314942	Tube w/o cap				
			2MM-R-DXX-HS-00-T-TB	2MM-R-DXX-HS-00-F-TB	2MM-R-DXX-HS-00-M-TB	2MM-R-DXX-HS-00-H-TB					

AMPMODU 2 MM INTERCONNECTION SYSTEM

BOARD RECEPTACLES

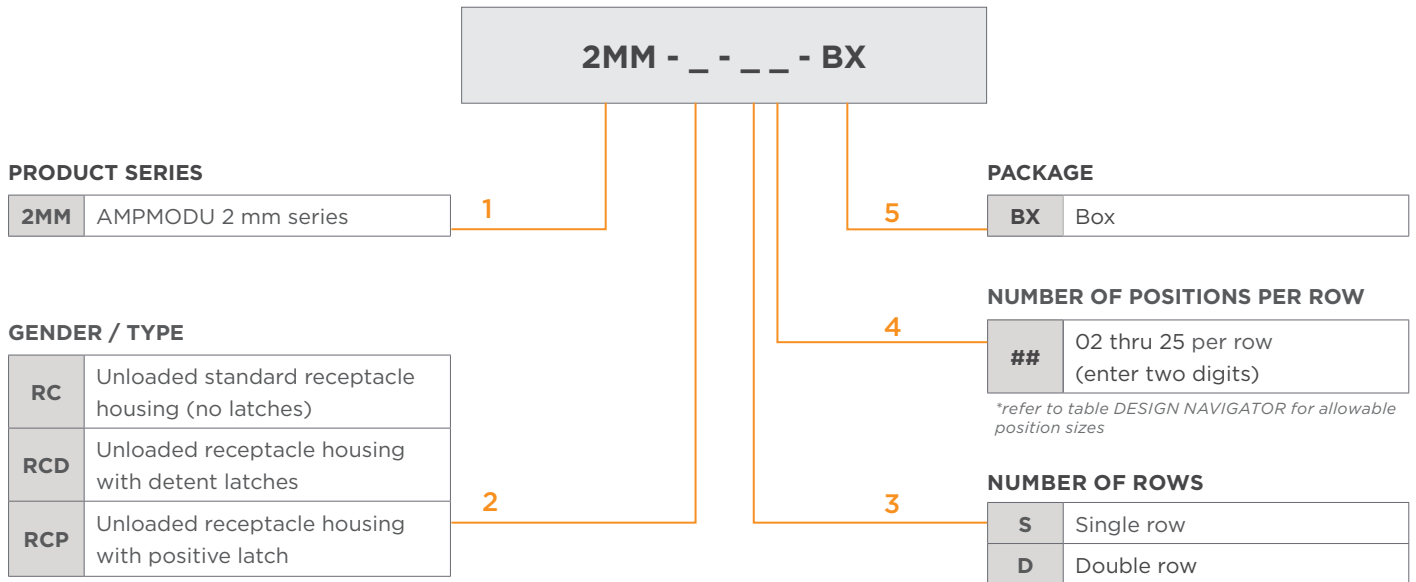
MATEABLE PARTS

Board Receptacles	B-t-B Orientation	Mateable Headers		
<p>Vertical Orientation</p> <p>2MM - R - __ - VT</p>  <p>2MM - R - __ - VTR</p>  <p>2MM - R - __ - VS</p> 	<p>Parallel</p> 	<p>Vertical Breakaway Headers</p> <p>2MM - HB - __ - VT</p>  <p>2MM - HB - __ - VS</p> 	<p>Page 9-10</p>	
	<p>Parallel</p> 	<p>Vertical Shrouded Headers w/ Detent Latches</p> <p>2MM - HSD - __ - VT</p>  <p>2MM - HSD - __ - VS</p> 	<p>Page 11-12</p>	
	<p>Perpendicular</p> 	<p>Horizontal Breakaway Headers</p> <p>2MM - HB - __ - HT</p> 	<p>Page 9-10</p>	
	<p>Perpendicular</p> 	<p>Horizontal Shrouded Headers w/ Detent Latches</p> <p>2MM - HSD - __ - HT</p> 	<p>Page 11-12</p>	
	<p>Horizontal Orientation</p> <p>2MM - R - __ - HT</p>  <p>2MM - R - __ - HS</p> 	<p>Perpendicular</p> 	<p>Vertical Breakaway Headers</p> <p>2MM - HB - __ - VT</p> 	<p>Page 9-10</p>
			<p>2MM - HB - __ - VS</p> 	

AMPMODU 2 MM INTERCONNECTION SYSTEM

CRIMP SNAP-IN RECEPTACLES




SMART PART NUMBER DEFINITION



SMART PN EXAMPLES

- AMPMODU 2 mm, crimp receptacle with detent latches, double row, 16 positions (2 x 8), box: **2MM-RCD-D08-BX**

DESIGN NAVIGATOR


Housing Style	Number of Rows	Number of Positions per Row	Packaging Method
Standard (no latches)	Single row 	02 thru 25	Box
	Double row 	02 thru 25 per row	
With detent latches	Single row 	07 thru 16	
	Double row 	07 thru 16, 20, 22, 25 per row	
With positive latch	Single row 	03 thru 16	
	Double row 	03 thru 16 per row	

* Tube packaging is available upon request.

AMPMODU 2 MM INTERCONNECTION SYSTEM

CRIMP SNAP-IN RECEPTACLES

RECEPTACLE CONTACT



2MM - RT - _ - _ - _

PRODUCT SERIES

2MM	AMPMODU 2 mm series
------------	---------------------

GENDER / TYPE

RT	Receptacle crimp contact
-----------	--------------------------

WIRE SIZE

S	AWG 30-28 [0.05 - 0.08 mm ²]
M	AWG 28-24 [0.08 - 0.22 mm ²]

PACKAGING

ST	Strip form (30K pcs/reel)
LP	Loose piece

PLATING

T	Tin
F	4 μ" [0.1 μm] gold (gold flash)
M	15 μ" [0.38 μm] gold
H	30 μ" [0.76 μm] gold

SMART PN EXAMPLES

- AMPMODU 2 mm, crimp receptacle contact, AWG 30 - 28, tin, 30kpcs/reel: **2MM-RT-S-T-ST**




APPLICATION TOOLING

Tooling	Images	Contact Package	Contact AWG 30-28	Contact AWG 28-24
Hand tool		Loose Piece (LP)	<u>2326270-1</u>	<u>2326267-1</u>
Ocean applicator		30k pcs per/reel (ST)	Upon request	Upon request
Extraction tool		<u>9-1579028-8</u> <i>Suitable for all receptacles - to disengage locking lance from front window.</i>		
		<u>843477-3</u> <i>Suitable for standard and detent latch receptacles only - to disengage locking lance from side, top or bottom windows.</i>		




AMPMODU 2 MM INTERCONNECTION SYSTEM

CRIMP SNAP-IN RECEPTACLES


SINGLE ROW

Product Type	Drawing Number	Base Number	Available Positions
Standard (no latches)	2316102	2316102	2-25
		2MM-RC-SXX-BX	
With detent latches	2316103	2316103	7-16
		2MM-RCD-SXX-BX	
With positive latch	2316104	2316104	3-16
		2MM-RCP-SXX-BX	

DOUBLE ROW

Product Type	Drawing Number	Base Number	Available Positions
Standard (no latches)	2316108	2316108	4-50
		2MM-RC-DXX-BX	
With detent latches	2316109	2316109	14-32, 34, 40, 44, 50
		2MM-RCD-DXX-BX	
With positive latch	2316110	2316110	6-32
		2MM-RCP-DXX-BX	






















RECEPTACLE CONTACTS

Wire Size	Product Image	Drawing Number	Plating	Packaging Method	
				30Kpc Reel	Loose Piece
AWG 28-24 [0.08 - 0.22 mm ²]		2316113	Tin	2-2316113-2	2-2316113-3
				2MM-RT-M-T-ST	2MM-RT-M-T-LP
			4μ" [0.1μm] Gold	3-2316113-3	3-2316113-4
				2MM-RT-M-F-ST	2MM-RT-M-F-LP
			15μ" [0.38μm] Gold	4-2316113-4	4-2316113-5
				2MM-RT-M-M-ST	2MM-RT-M-M-LP
AWG 30-28 [0.05 - 0.08 mm ²]		2316114	Tin	5-2316113-5	5-2316113-6
				2MM-RT-M-H-ST	2MM-RT-M-H-LP
			4μ" [0.1μm] Gold	2-2316114-2	2-2316114-3
				2MM-RT-S-T-ST	2MM-RT-S-T-LP
			15μ" [0.38μm] Gold	3-2316114-3	3-2316114-4
				2MM-RT-S-F-ST	2MM-RT-S-F-LP
30μ" [0.76μm] Gold	4-2316114-4	4-2316114-5			
	2MM-RT-S-M-ST	2MM-RT-S-M-LP			
			5-2316114-5	5-2316114-6	
			2MM-RT-S-H-ST	2MM-RT-S-H-LP	

AMPMODU 2 MM INTERCONNECTION SYSTEM

CRIMP SNAP-IN RECEPTACLES

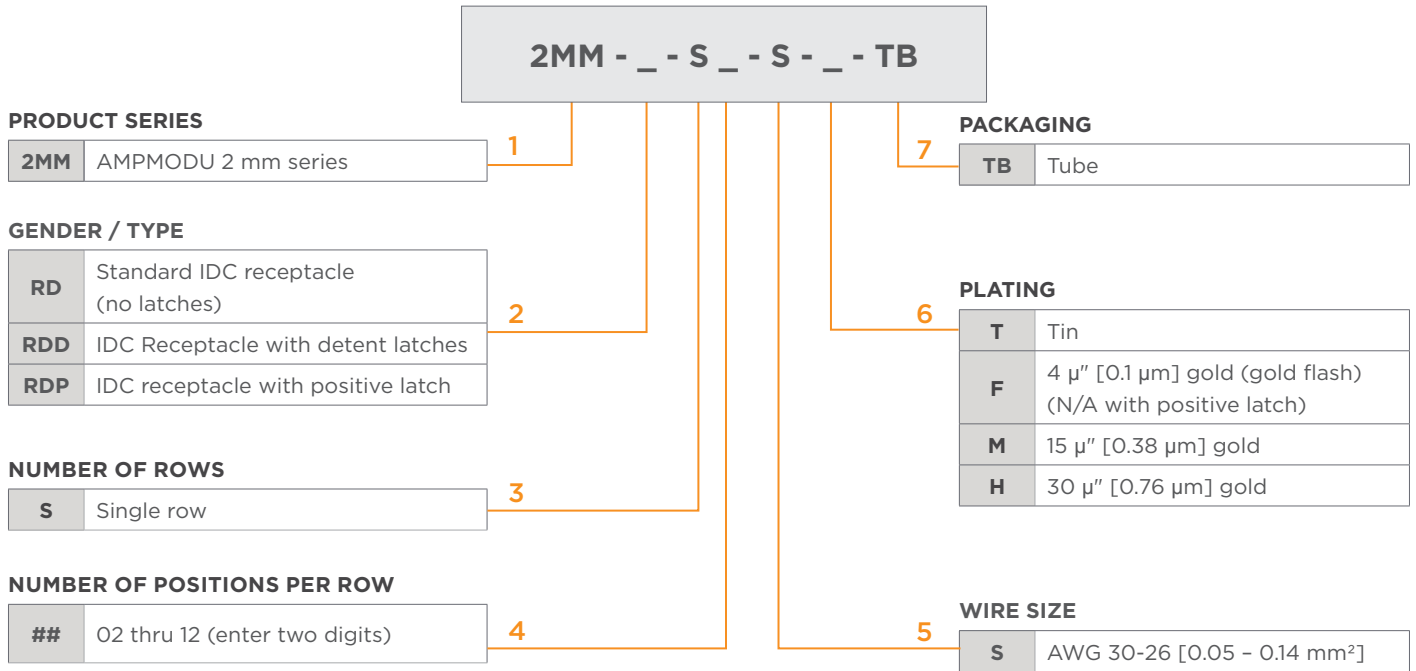
MATEABLE PARTS

Wire Receptacles	W-t-B Orientation	Mateable Headers			
Standard (No Latches) 2MM - RC - __ 		Vertical Breakaway Headers	Page 9-10	Vertical Shrouded Headers w/ Detent Latches	Page 11-12
		2MM - HB - __ - VT 		2MM - HSD - __ - VT 	
		2MM - HB - __ - VS 		2MM - HSD - __ - VS 	
		Horizontal Breakaway Headers	Page 9-10	Horizontal Shrouded Headers w/ Detent Latches	Page 11-12
		2MM - HB - __ - HT 		2MM - HSD - __ - HT 	
w/ Detent Latches 2MM - RCD - __ 		Vertical Shrouded Headers w/ Detent Latches			Page 11-12
		2MM - HSD - __ - VT 		2MM - HSD - __ - VS 	
		Horizontal Shrouded Headers w/ Detent Latches			Page 11-12
		2MM - HSD - __ - HT 			
w/ Positive Latch 2MM - RCP - __ 		Vertical Shrouded Headers w/ Positive Latch			Page 13-14
		2MM - HSP - __ - VT 		2MM - HSP - __ - VS 	
		Horizontal Shrouded Headers w/ Positive Latch			Page 13-14
		2MM - HSP - __ - HT 			

AMPMODU 2 MM INTERCONNECTION SYSTEM

INSULATION DISPLACEMENT CONTACT (IDC) RECEPTACLES

SMART PART NUMBER DEFINITION



*see table DESIGN NAVIGATOR for available positions

SMART PN EXAMPLES

- AMPMODU 2 mm, IDC receptacle with positive latch, single row, 7 positions (1 x 7), AWG 30 - 26, 30μ" [0.76 μm] gold, tube: **2MM-RDP-S07-S-H-TB**






RECEPTACLE HOUSINGS

Type	Images	Wire size	Plating	Number of Positions
Standard (no latches)		AWG 30-26 [0.05 - 0.14 mm ²]	30 μ" [0.76 μm] gold	02 thru 12
			15 μ" [0.38 μm] gold	
			4 μ" [0.1 μm] gold	
			Tin	
With detent latches		AWG 30-26 [0.05 - 0.14 mm ²]	30 μ" [0.76 μm] gold	07 thru 12
			15 μ" [0.38 μm] gold	
			4 μ" [0.1 μm] gold	
			Tin	
With positive latch		AWG 30-26 [0.05 - 0.14 mm ²]	30 μ" [0.76 μm] gold	03 thru 12
			15 μ" [0.38 μm] gold	
			Tin	

AMPMODU 2 MM INTERCONNECTION SYSTEM

INSULATION DISPLACEMENT CONTACT (IDC) RECEPTACLES

APPLICATION TOOLING

Tooling	Images	TE Part Number
Terminating head*		<u>2326300-1</u>
Pistol grip manual handle*		<u>58074-1</u>
Pneumatic handle*		<u>58075-1</u>
Extraction tool		<u>9-1579028-8</u> <i>Suitable for all receptacles - to disengage locking lance from front window.</i>
		<u>843477-3</u> <i>Suitable for standard and detent latch receptacles only - to disengage locking lance from side, top or bottom windows.</i>

*Terminating head needs to be used with the manual or pneumatic handle.

AMPMODU 2 MM INTERCONNECTION SYSTEM

















INSULATION DISPLACEMENT CONTACT (IDC) RECEPTACLES

Product Type	Drawing Number	Wire Size	Plating	Base Number	Available Positions
Standard (no latches)	 2317222	AWG 30-26 [0.05 - 0.14 mm ²]	30μ" [0.76μm] Gold	2317206	2, 3, 4, 5, 6 7, 8, 9, 10, 11, 12
				2MM-RD-SXX-S-H-TB	
15μ" [0.38μm] Gold			2317205		
			2MM-RD-SXX-S-M-TB		
4μ" [0.1μm] Gold			2317204		
			2MM-RD-SXX-S-F-TB		
Tin			2317222		
			2MM-RD-SXX-S-T-TB		
With detent latches	 2317223	AWG 30-26 [0.05 - 0.14 mm ²]	30μ" [0.76μm] Gold	2317209	7, 8, 9, 10, 11, 12
				2MM-RDD-SXX-S-H-TB	
15μ" [0.38μm] Gold			2317208		
			2MM-RDD-SXX-S-M-TB		
4μ" [0.1μm] Gold			2317207		
			2MM-RDD-SXX-S-F-TB		
Tin			2317223		
			2MM-RDD-SXX-S-T-TB		
With positive latch	 2317224	AWG 30-26 [0.05 - 0.14 mm ²]	30μ" [0.76μm] Gold	2317212	3, 4, 5, 6 7, 8, 9, 10, 11, 12
				2MM-RDP-SXX-S-H-TB	
15μ" [0.38μm] Gold			2317211		
			2MM-RDP-SXX-S-M-TB		
4μ" [0.1μm] Gold			Up on request		
			Up on request		
Tin			2317224		
			2MM-RDP-SXX-S-T-TB		

AMPMODU 2 MM INTERCONNECTION SYSTEM

INSULATION DISPLACEMENT CONTACT (IDC) RECEPTACLES

MATEABLE PARTS Single row Only

Wire Receptacles	W-t-B Orientation	Mateable Headers			
		Vertical Breakaway Headers	Page 9-10	Vertical Shrouded Headers w/ Detent Latches	Page 11-12
Standard (No Latches) 2MM - RD - __ 		Vertical Breakaway Headers	Page 9-10	Vertical Shrouded Headers w/ Detent Latches	Page 11-12
		2MM - HB - __ - VT 		2MM - HSD - __ - VT 	
		2MM - HB - __ - VS 		2MM - HSD - __ - VS 	
		Horizontal Breakaway Headers	Page 9-10	Horizontal Shrouded Headers w/ Detent Latches	Page 11-12
		2MM - HB - __ - HT 		2MM - HSD - __ - HT 	
w/ Detent Latches 2MM - RDD - __ 		Vertical Shrouded Headers w/ Detent Latches			Page 11-12
		2MM - HSD - __ - VT 		2MM - HSD - __ - VS 	
		Horizontal Shrouded Headers w/ Detent Latches			Page 11-12
		2MM - HSD - __ - HT 			
w/ Positive Latch 2MM - RDP - __ 		Vertical Shrouded Headers w/ Positive Latch			Page 13-14
		2MM - HSP - __ - VT 		2MM - HSP - __ - VS 	
		Horizontal Shrouded Headers w/ Positive Latch			Page 13-14
		2MM - HSP - __ - HT 			

AMPMODU 2 MM INTERCONNECTION SYSTEM

te.com

© 2023 TE Connectivity. All Rights Reserved.

AMPMODU, TE Connectivity, TE connectivity (logo) and EVERY CONNECTION COUNTS are trademarks owned or licensed by TE Connectivity. All other logos, products and/or company names referred to herein might be trademarks of their respective owners.

While TE has made every reasonable effort to ensure the accuracy of the information in this brochure, TE does not guarantee that it is error-free, nor does TE make any other representation, warranty or guarantee that the information is accurate, correct, reliable or current. TE reserves the right to make any adjustments to the information contained herein at any time without notice. TE expressly disclaims all implied warranties regarding the information contained herein, including, but not limited to, any implied warranties of merchantability or fitness for a particular purpose. The dimensions in this catalog are for reference purposes only and are subject to change without notice. Specifications are subject to change without notice. Consult TE for the latest dimensions and design specifications.

08/23 VL

Mouser Electronics

Authorized Distributor

Click to View Pricing, Inventory, Delivery & Lifecycle Information:

[TE Connectivity:](#)

[1-2823235-6](#)