

AMPMODU 2 MM INTERCONNECTION SYSTEM

Quick Reference Guide

AMPMODU 2 MM INTERCONNECTION SYSTEM

TE Connectivity (TE)'s AMPMODU 2 mm interconnection system reliably and economically meets the requirements of today's miniature, sophisticated electronics. This system is ideal for space constrained environments and offers a wide portfolio with design features that enable reliable signal transfers in demanding applications.

TE's compact 2 mm design enables space savings, providing designers with greater overall flexibility.

The AMPMODU 2 mm system occupies 38% less space on a printed circuit board as compared to traditional 2.54 mm centerline connectors. This connector system is available in both board-to-board and wire-to-board mating options and utilizes a dual-beam contact design to enable 2 points of contact for increased signal reliability.

The AMPMODU 2 mm connection system is available in 4 types of plating options: 30 μ " [0.76 μ m] gold, 15 μ " [0.38 μ m] gold, 4 μ " [0.1 μ m] gold flash, and tin. All 2 mm board-mount connectors are offered in single and double row versions and vertical and horizontal orientations for both headers and receptacles. Surface mount and through-hole mounting options are available with the capability to support reflow solder processes up to 260°C.

Board-mount connectors can be packaged in tape and reel to support automated assembly processes, or in tubes, which may be ideal in manual assembly environments. AMPMODU 2 mm wire-to-board connectors are available without latches, and with detent or positive latches for high-vibrations applications that demand more secure electrical connections. Wire-mount receptacles are offered with two options for discrete wire termination - crimp snap-in contacts and insulation displacement contacts (IDC). Additionally, wire termination is easily accomplished with TE-designed application tooling.

The AMPMODU 2 mm interconnection system is the clear choice for demanding Industrial applications, offering a comprehensive, economical, and reliable connector portfolio.

FEATURES

- Centerline: 0.079" [2 mm]
- 0.020" [0.50 mm] square pins for headers
- Dual-beam receptacle contact
- Multiple solder tail lengths for various PCB thicknesses, 0.063" to 0.094" [1.6 mm to 2.4 mm]
- High temperature plastic (LCP) housing
- Board connectors available in tube and tape & reel packaging
- Up to 25 positions per row, single and dual row offering
- Wire termination: crimp and IDC
- Wire size:
 - Crimp contacts: AWG 30 - 24
 - IDC: AWG 30 - 26
- Environmental: UL94V0, low halogen


APPLICATIONS

- PLC
- I/O devices
- Servo drives
- Robotics
- Automated guided vehicles
- Material handling equipment
- Industrial controls
- Instrumentation and test equipment
- Building automation devices
- Medical equipment
- Energy storage systems

BENEFITS

- Occupies 38% less space on PCB board compared with 0.100" [2.54 mm] centerline
- Two-point electrical stability for reliable signal transfer
- Multiple options for Board-to-Board stacking by various header and receptacle combinations
- Ease of assembly with automated surface-mounting and through-hole reflow manufacturing
- Reliable connection in high vibration environments with detent and positive latching variants
- Ergonomic and easy mating/unmating process with positive latching variant
- Headers are intermateable with other major brand receptacles
- Design flexibility with various crimp terminal options
- Fast termination/installation without the need to strip the wire with IDC wire receptacles
- IDC and crimp receptacles mate with the same headers
- Interchangeable IDC and Crimp Snap-In contacts allow for easy replacement of damaged/faulty contacts

AMPMODU 2 MM INTERCONNECTION SYSTEM



| | | |
|---|--|--------------|
| 1 | BREAKAWAY HEADERS | Page 9 - 12 |
| 2 | SHROUDED HEADERS W/ DETENT LATCHES | Page 13 - 16 |
| 3 | SHROUDED HEADERS W/ POSITIVE LATCH | Page 17 - 20 |
| 4 | BOARD RECEPTACLES | Page 21 - 25 |
| 5 | CRIMP SNAP-IN RECEPTACLES | Page 26 - 29 |
| | INSULATION DISPLACEMENT CONTACTS (IDC) RECEPTACLES | Page 30 - 33 |

AMPMODU 2 MM INTERCONNECTION SYSTEM

AMPMODU 2 MM INTERCONNECTION SYSTEM PERFORMANCE SPECIFICATIONS AND STANDARDS

MATERIALS

| | |
|-----------------|--|
| Housing | Liquid Crystal Polymer, UL 94V0, Black |
| Contact | Phosphor Bronze |
| Contact Plating | 30μ" [0.76 μm] Gold |
| | 15μ" [0.38 μm] Gold |
| | 4μ" [0.1 μm] Gold |
| | Tin |

ELECTRICAL

| | |
|---------------------------------|-----------------------------|
| Voltage Rating | 125 Vrms (max.) |
| Current Rating | 2 A (max.) |
| Operating Temperature | Tin Plating: -40 to +105°C |
| | Gold Plating: -40 to +125°C |
| Dielectric Withstanding Voltage | 650 VAC |
| Temperature Rise | 30°C@1.6A |

SPECIFICATIONS AND APPROVALS

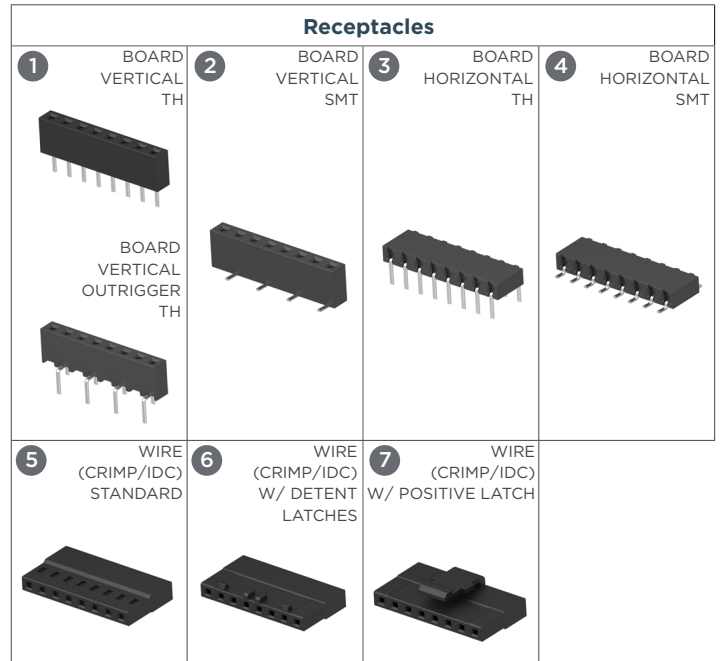

| | |
|------------------------------|--|
| Certifications and Approvals | RoHS |
| | REACH |
| | cURus |
| Product Specification | Headers: <u>108-64040</u> |
| | Board Receptacles: <u>108-64040</u> |
| | Crimp Snap-In Receptacles: <u>108-64040-1</u> |
| | IDC Receptacles: <u>108-64040-2</u> |
| Application Specification | Headers: <u>114-64040</u> |
| | Board Receptacles: <u>114-32186</u> |
| | Crimp Snap-In Receptacles: <u>114-32173</u> |
| | IDC Receptacles: <u>114-32175</u> |

MECHANICAL

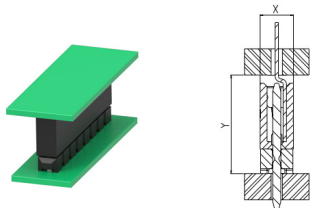
| | |
|---|---|
| Durability | 30μ" [0.76 μm] Gold: 250 cycles |
| | 15μ" [0.38 μm] Gold: 100 cycles |
| | 4μ" [0.1 μm] Gold: 50 cycles Tin: 25 cycles |
| Connector Mating/ Unmating Force | Mating: 2.2 N max. |
| | Unmating: 0.2 N min. |
| Contact Retention Force in Housing (Board Connectors) | 5 N min. |
| Contact Retention Force in Housing (Wire Receptacles) | 10 N min. |
| Vibration | No electrical discontinuity greater than 1 microsecond under 10-55-10 Hz traversed in minute at 1.52 mm amplitude |
| Shock | No electrical discontinuity greater than 1 microsecond by 50 G acceleration |
| Latch Durability | 25 cycles |
| Positive Latch Engage/Disengage Force (without Contacts) | Engage: 6 N max. |
| | Disengage: 20 N min. |
| Solderability | Reflow Solderable, Capable up to 260°C |

AMPMODU 2 MM INTERCONNECTION SYSTEM

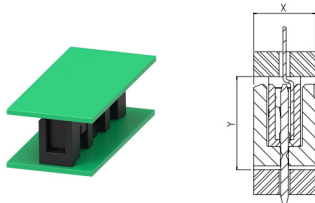
CONFIGURATIONS




BOARD-TO-BOARD



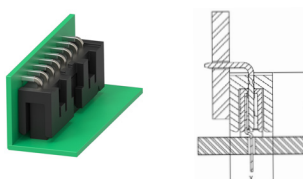
| Application | | X (Single Row) | X (Double Row) | Y |
|--|-----|------------------|------------------|------------------|
| Parallel boards - vertical board receptacle and vertical shrouded header | A 1 | 0.083" [2.10 mm] | 0.161" [4.10 mm] | 0.236" [6.00 mm] |
| | B 1 | 0.083" [2.10 mm] | 0.161" [4.10 mm] | 0.285" [7.25 mm] |
| | A 2 | 0.083" [2.10 mm] | 0.161" [4.10 mm] | 0.244" [6.20 mm] |
| | B 2 | 0.083" [2.10 mm] | 0.161" [4.10 mm] | 0.293" [7.45 mm] |



| Application | | X (Single Row) | X (Double Row) | Y |
|--|-----|------------------|------------------|------------------|
| Parallel boards - vertical board receptacle and vertical shrouded header | D 1 | 0.157" [4.00 mm] | 0.244" [6.20 mm] | 0.236" [6.00 mm] |
| | E 1 | 0.157" [4.00 mm] | 0.244" [6.20 mm] | 0.285" [7.25 mm] |
| | D 2 | 0.157" [4.00 mm] | 0.244" [6.20 mm] | 0.244" [6.20 mm] |
| | E 2 | 0.157" [4.00 mm] | 0.244" [6.20 mm] | 0.293" [7.45 mm] |



| Application | | X (Single Row) | X (Double Row) | Y |
|--|-----|------------------|------------------|------------------|
| Perpendicular boards - vertical board receptacle and horizontal breakaway header | C 1 | 0.083" [2.10 mm] | 0.161" [4.10 mm] | 0.236" [6.00 mm] |
| | C 2 | 0.083" [2.10 mm] | 0.161" [4.10 mm] | 0.244" [6.20 mm] |

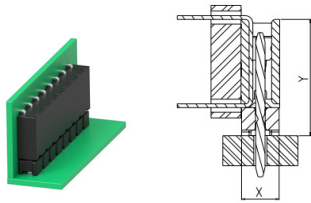


| Application | | X (Single Row) | X (Double Row) | Y |
|---|-----|------------------|------------------|------------------|
| Perpendicular boards - vertical board receptacle and horizontal shrouded header | F 1 | 0.157" [4.00 mm] | 0.244" [6.20 mm] | 0.236" [6.00 mm] |
| | F 2 | 0.157" [4.00 mm] | 0.244" [6.20 mm] | 0.244" [6.20 mm] |

AMPMODU 2 MM INTERCONNECTION SYSTEM

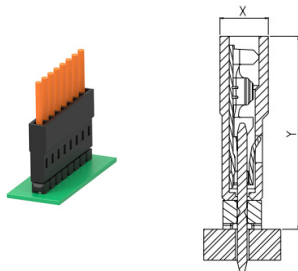
CONFIGURATIONS - CONTINUED

BOARD-TO-BOARD

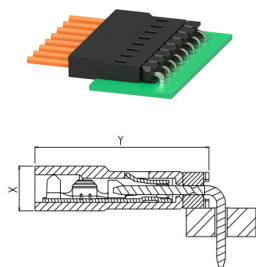


| Application | | X (Single Row) | X (Double Row) | Y |
|---|-----|------------------|------------------|------------------|
| Perpendicular boards - horizontal board receptacle and vertical breakaway header | A 3 | 0.083" [2.10 mm] | 0.161" [4.10 mm] | 0.244" [6.20 mm] |
| | B 3 | 0.083" [2.10 mm] | 0.161" [4.10 mm] | 0.293" [7.45 mm] |
| | A 4 | 0.093" [2.35 mm] | 0.172" [4.36 mm] | 0.244" [6.20 mm] |
| | B 4 | 0.093" [2.35 mm] | 0.172" [4.36 mm] | 0.293" [7.45 mm] |

WIRE-TO-BOARD



| Application | | Crimp | | IDC | |
|-------------|---------------------|--|----------------------|---------------------|----------------------|
| Application | Row | X | Y | X | Y |
| | | Perpendicular to PCB - non- latching solution - breakaway header and standard wire receptacle (no latches) | Single row | 0.099" [2.51 mm] | 0.394" [10.00 mm] |
| Double row | 0.185" [4.70 mm] | | 0.394" [10.00 mm] | - | - |
| A 5 | Single row | 0.099" [2.51 mm] | 0.443" [11.25 mm] | 0.094" [2.4 mm] | 0.62" [15.75 mm] |
| | Double row | 0.185" [4.70 mm] | 0.443" [11.25 mm] | - | - |

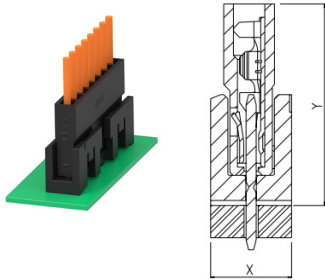


| Application | | Crimp | | IDC | |
|-------------|---------------------|--|----------------------|---------------------|----------------------|
| Application | Row | X | Y | X | Y |
| | | Parallel to PCB - non-latching solution - breakaway header and standard wire receptacle (no latches) | Single row | 0.099" [2.51 mm] | 0.394" [10.00 mm] |
| Double row | 0.185" [4.70 mm] | | 0.394" [10.00 mm] | - | - |

AMPMODU 2 MM INTERCONNECTION SYSTEM

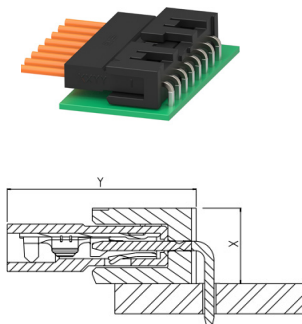
CONFIGURATIONS - CONTINUED

WIRE-TO-BOARD



| Application | Row | Crimp | | IDC | |
|--|------------|---------------------|----------------------|---------------------|---------------------|
| | | X | Y | X | Y |
| Perpendicular to PCB - non-latching solution - shrouded header with detent latches and standard wire receptacle (no latches) | Single row | 0.157" [4.00 mm] | 0.394" [10.00 mm] | 0.157" [4.00 mm] | 0.57" [14.50 mm] |
| | Double row | 0.244" [6.20 mm] | 0.394" [10.00 mm] | - | - |
| E 5 | Single row | 0.157" [4.00 mm] | 0.443" [11.25 mm] | 0.157" [4.00 mm] | 0.62" [15.75 mm] |
| | Double row | 0.244" [6.20 mm] | 0.443" [11.25 mm] | - | - |

| Application | Row | Crimp | | IDC | |
|---|------------|---------------------|----------------------|---------------------|---------------------|
| | | X | Y | X | Y |
| Perpendicular to PCB - detent latching solutions - shrouded header with detent latches and wire receptacle with detent latches | Single row | 0.157" [4.00 mm] | 0.394" [10.00 mm] | 0.157" [4.00 mm] | .57" [14.50 mm] |
| | Double row | 0.244" [6.20 mm] | 0.394" [10.00 mm] | - | - |
| E 6 | Single row | 0.157" [4.00 mm] | 0.443" [11.25 mm] | 0.157" [4.00 mm] | 0.62" [15.75 mm] |
| | Double row | 0.244" [6.20 mm] | 0.443" [11.25 mm] | - | - |



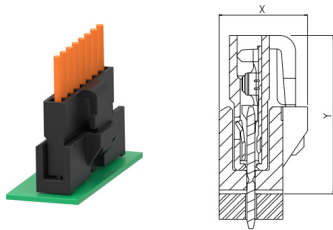
| Application | Row | Crimp | | IDC | |
|--|------------|---------------------|----------------------|---------------------|---------------------|
| | | X | Y | X | Y |
| Parallel to PCB - non-latching solution - shrouded header with detent latches and standard wire receptacle (no latches) | Single row | 0.157" [4.00 mm] | 0.394" [10.00 mm] | 0.157" [4.00 mm] | 0.57" [14.50 mm] |
| | Double row | 0.244" [6.20 mm] | 0.394" [10.00 mm] | - | - |

| Application | Row | Crimp | | IDC | |
|--|------------|---------------------|----------------------|---------------------|---------------------|
| | | X | Y | X | Y |
| Parallel to PCB - detent latching solution - shrouded header with detent latches and wire receptacle with detent latches | Single row | 0.157" [4.00 mm] | 0.394" [10.00 mm] | 0.157" [4.00 mm] | 0.57" [14.50 mm] |
| | Double row | 0.244" [6.20 mm] | 0.394" [10.00 mm] | - | - |

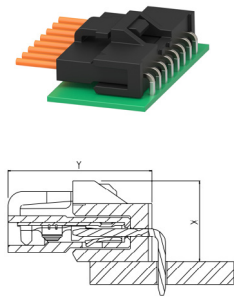
AMPMODU 2 MM INTERCONNECTION SYSTEM

CONFIGURATIONS - CONTINUED

WIRE-TO-BOARD



| Application | Row | Crimp | | IDC | |
|--|------------|---------------------|----------------------|---------------------|---------------------|
| | | X | Y | X | Y |
| Perpendicular to PCB - positive latching solution - shrouded header with positive latch wire and wire receptacle with positive latch | Single row | 0.218" [5.54 mm] | 0.394" [10.00 mm] | 0.218" [5.54 mm] | 0.57" [14.50 mm] |
| | Double row | 0.305" [7.74 mm] | 0.394" [10.00 mm] | - | - |
| G 7 | Single row | 0.218" [5.54 mm] | 0.443" [11.25 mm] | 0.218" [5.54 mm] | 0.62" [15.75 mm] |
| | Double row | 0.305" [7.74 mm] | 0.443" [11.25 mm] | - | - |



| Application | Row | Crimp | | IDC | |
|--|------------|---------------------|----------------------|---------------------|---------------------|
| | | X | Y | X | Y |
| Parallel to PCB - positive latching solution - shrouded header with positive latch and wire receptacle with positive latch | Single row | 0.218" [5.54 mm] | 0.394" [10.00 mm] | 0.218" [5.54 mm] | 0.57" [14.50 mm] |
| | Double row | 0.305" [7.74 mm] | 0.394" [10.00 mm] | - | - |
| J 7 | Single row | 0.218" [5.54 mm] | 0.394" [10.00 mm] | 0.218" [5.54 mm] | 0.57" [14.50 mm] |
| | Double row | 0.305" [7.74 mm] | 0.394" [10.00 mm] | - | - |

AMPMODU 2 MM INTERCONNECTION SYSTEM

BREAKAWAY HEADERS

SMART PART NUMBER DEFINITION



PRODUCT SERIES

| | |
|------------|---------------------|
| 2MM | AMPMODU 2 mm series |
|------------|---------------------|

GENDER / TYPE

| | |
|-----------|-------------------|
| HB | Breakaway headers |
|-----------|-------------------|

NUMBER OF ROWS

| | |
|----------|------------|
| S | Single row |
| D | Double row |

NUMBER OF PINS PER ROW

| | |
|-----------|--|
| ## | 02 thru 25 per row (enter two digits) |
|-----------|--|

ORIENTATION & TERMINATION

| | |
|-----------|-------------------------|
| VT | Vertical through hole |
| VS | Vertical surface mount |
| HT | Horizontal through hole |

*see table DESIGN NAVIGATOR for guidance

PACKAGING

| | |
|------------|--|
| TB | Tube without cap |
| TBP | Tube with cap (N/A for 2 and 3 positions per row) |
| TRP | Tape and reel with cap |

*select allowable Packaging from table DESIGN NAVIGATOR

PLATING

| | |
|----------|--------------------------------|
| T | Tin |
| F | 4μ" [0.1 μm] Gold (gold flash) |
| M | 15μ" [0.38 μm] Gold |
| H | 30μ" [0.76 μm] Gold |

TAIL LENGTH

| | |
|-----------|-----------------------|
| 00 | N/A for surface mount |
| 01 | 0.087" [2.2 mm] |
| 02 | 0.110" [2.8 mm] |

*select allowable Tail Length from table DESIGN NAVIGATOR

SMART PN EXAMPLES

- AMPMODU 2 mm, breakaway header, double row, 20 positions (2 x 10), vertical surface mount, tail length: N/A, tin, T&R with cap: **2MM-HB-D10-VS-00-T-TRP**




DESIGN NAVIGATOR

| | Orientation & Termination | Tail Length | | Packaging | | | | |
|----|---------------------------|-------------|-----------------|-----------|--|----|-----------------|-----|
| | | | | | | | | |
| VT | | 01 | 0.087" [2.2 mm] | TB | | | | |
| | | | | TBP | | | | |
| | | | | TRP | | | | |
| | | 02 | 0.110" [2.8 mm] | TB | | | | |
| | | | | TBP | | | | |
| | | | | TRP | | | | |
| VS | | 00 | - | TRP | | | | |
| | | | | TBP | | | | |
| | | | | HT | | 01 | 0.087" [2.2 mm] | TB |
| | | | | | | | | TBP |
| 02 | 0.110" [2.8 mm] | 02 | 0.110" [2.8 mm] | TRP | | | | |
| | | | | TB | | | | |
| | | | | TBP | | | | |
| | | | | TRP | | | | |

AMPMODU 2 MM INTERCONNECTION SYSTEM

BREAKAWAY HEADERS




SINGLE ROW

| Product Type | Drawing Number | Solder Lead Length | Base Number / Smart Part Number | | | | Packaging | Available Positions |
|---|------------------------|------------------------|---------------------------------|------------------------------|--------------------------------|--------------------------------|--------------|---------------------|
| | | | Tin | 4 μ " [0.1 μ m] Gold | 15 μ " [0.38 μ m] Gold | 30 μ " [0.76 μ m] Gold | | |
| Vertical Through Hole  | 2823074 | 0.087" [2.2mm] | 2823074 | 2823078 | 2823082 | 2823086 | Tube w/o cap | 2-25 |
| | | | 2MM-HB-SXX-VT-01-T-TB | 2MM-HB-SXX-VT-01-F-TB | 2MM-HB-SXX-VT-01-M-TB | 2MM-HB-SXX-VT-01-H-TB | | |
| | | | 2823651 | 2823652 | 2823653 | 2823654 | Tube w/ cap | 3-25 |
| | | | 2MM-HB-SXX-VT-01-T-TBP | 2MM-HB-SXX-VT-01-F-TBP | 2MM-HB-SXX-VT-01-M-TBP | 2MM-HB-SXX-VT-01-H-TBP | | |
| | | | 2823465 | 2823466 | 2823467 | 2823468 | T&R w/ cap | 2-25 |
| | | 2MM-HB-SXX-VT-01-T-TRP | 2MM-HB-SXX-VT-01-F-TRP | 2MM-HB-SXX-VT-01-M-TRP | 2MM-HB-SXX-VT-01-H-TRP | | | |
| | | 0.110" [2.8mm] | 2823076 | 2823080 | 2823084 | 2823088 | Tube w/o cap | 2-25 |
| | | | 2MM-HB-SXX-VT-02-T-TB | 2MM-HB-SXX-VT-02-F-TB | 2MM-HB-SXX-VT-02-M-TB | 2MM-HB-SXX-VT-02-H-TB | | |
| | | | 2823655 | 2823656 | 2823657 | 2823658 | Tube w/ cap | 3-25 |
| | | | 2MM-HB-SXX-VT-02-T-TBP | 2MM-HB-SXX-VT-02-F-TBP | 2MM-HB-SXX-VT-02-M-TBP | 2MM-HB-SXX-VT-02-H-TBP | | |
| 2823469 | 2823470 | | 2823471 | 2823472 | T&R w/ cap | 2-25 | | |
| 2MM-HB-SXX-VT-02-T-TRP | 2MM-HB-SXX-VT-02-F-TRP | 2MM-HB-SXX-VT-02-M-TRP | 2MM-HB-SXX-VT-02-H-TRP | | | | | |
| Horizontal Through Hole  | 2823090 | 0.087" [2.2mm] | 2823090 | 2823094 | 2823098 | 2823102 | Tube w/o cap | 2-25 |
| | | | 2MM-HB-SXX-HT-01-T-TB | 2MM-HB-SXX-HT-01-F-TB | 2MM-HB-SXX-HT-01-M-TB | 2MM-HB-SXX-HT-01-H-TB | | |
| | | | 2823671 | 2823672 | 2823673 | 2823674 | Tube w/ cap | 3-25 |
| | | | 2MM-HB-SXX-HT-01-T-TBP | 2MM-HB-SXX-HT-01-F-TBP | 2MM-HB-SXX-HT-01-M-TBP | 2MM-HB-SXX-HT-01-H-TBP | | |
| | | | 2823481 | 2823482 | 2823483 | 2823484 | T&R w/ cap | 2-25 |
| | | 2MM-HB-SXX-HT-01-T-TRP | 2MM-HB-SXX-HT-01-F-TRP | 2MM-HB-SXX-HT-01-M-TRP | 2MM-HB-SXX-HT-01-H-TRP | | | |
| | | 0.110" [2.8mm] | 2823092 | 2823096 | 2823100 | 2823104 | Tube w/o cap | 2-25 |
| | | | 2MM-HB-SXX-HT-02-T-TB | 2MM-HB-SXX-HT-02-F-TB | 2MM-HB-SXX-HT-02-M-TB | 2MM-HB-SXX-HT-02-H-TB | | |
| | | | 2823683 | 2823684 | 2823685 | 2823686 | Tube w/ cap | 3-25 |
| | | | 2MM-HB-SXX-HT-02-T-TBP | 2MM-HB-SXX-HT-02-F-TBP | 2MM-HB-SXX-HT-02-M-TBP | 2MM-HB-SXX-HT-02-H-TBP | | |
| 2823485 | 2823486 | | 2823487 | 2823488 | T&R w/ cap | 2-25 | | |
| 2MM-HB-SXX-HT-02-T-TRP | 2MM-HB-SXX-HT-02-F-TRP | 2MM-HB-SXX-HT-02-M-TRP | 2MM-HB-SXX-HT-02-H-TRP | | | | | |
| Vertical Surface Mount  | 2823106 | - | 2823106 | 2823107 | 2823108 | 2823109 | T&R w/ cap | 2-25 |
| | | | 2MM-HB-SXX-VS-00-T-TRP | 2MM-HB-SXX-VS-00-F-TRP | 2MM-HB-SXX-VS-00-M-TRP | 2MM-HB-SXX-VS-00-H-TRP | | |
| | | | 2823659 | 2823660 | 2823661 | 2823662 | Tube w/ cap | 3-25 |
| | | | 2MM-HB-SXX-VS-00-T-TBP | 2MM-HB-SXX-VS-00-F-TBP | 2MM-HB-SXX-VS-00-M-TBP | 2MM-HB-SXX-VS-00-H-TBP | | |

AMPMODU 2 MM INTERCONNECTION SYSTEM

BREAKAWAY HEADERS























DOUBLE ROW

| Product Type | Drawing Number | Solder Lead Length | Base Number / Smart Part Number | | | | Packaging | Available Positions | | |
|---|------------------------|--|---------------------------------|------------------------|------------------------|------------------------|------------------------|------------------------|--------------|------|
| | | | Tin | 4μ" [0.1μm] Gold | 15μ" [0.38μm] Gold | 30μ" [0.76μm] Gold | | | | |
|  Vertical Through Hole | 2823110 | 0.087" [2.2mm] | 2823110 | 2823114 | 2823118 | 2823122 | Tube w/o cap | 4-50 | | |
| | | | 2MM-HB-DXX-VT-01-T-TB | 2MM-HB-DXX-VT-01-F-TB | 2MM-HB-DXX-VT-01-M-TB | 2MM-HB-DXX-VT-01-H-TB | | | | |
| | | | 2823739 | 2823740 | 2823741 | 2823742 | Tube w/ cap | 6-50 | | |
| | | | 2MM-HB-DXX-VT-01-T-TBP | 2MM-HB-DXX-VT-01-F-TBP | 2MM-HB-DXX-VT-01-M-TBP | 2MM-HB-DXX-VT-01-H-TBP | | | | |
| | | | 2823473 | 2823474 | 2823475 | 2823476 | T&R w/ cap | 4-50 | | |
| | | | 2MM-HB-DXX-VT-01-T-TRP | 2MM-HB-DXX-VT-01-F-TRP | 2MM-HB-DXX-VT-01-M-TRP | 2MM-HB-DXX-VT-01-H-TRP | | | | |
| | | 0.110" [2.8mm] | 2823112 | 2823116 | 2823120 | 2823124 | Tube w/o cap | 4-50 | | |
| | | | 2MM-HB-DXX-VT-02-T-TB | 2MM-HB-DXX-VT-02-F-TB | 2MM-HB-DXX-VT-02-M-TB | 2MM-HB-DXX-VT-02-H-TB | | | | |
| | | | 2823755 | 2823756 | 2823757 | 2823758 | Tube w/ cap | 6-50 | | |
| | | | 2MM-HB-DXX-VT-02-T-TBP | 2MM-HB-DXX-VT-02-F-TBP | 2MM-HB-DXX-VT-02-M-TBP | 2MM-HB-DXX-VT-02-H-TBP | | | | |
| | | | 2823477 | 2823478 | 2823479 | 2823480 | T&R w/ cap | 4-50 | | |
| | | | 2MM-HB-DXX-VT-02-T-TRP | 2MM-HB-DXX-VT-02-F-TRP | 2MM-HB-DXX-VT-02-M-TRP | 2MM-HB-DXX-VT-02-H-TRP | | | | |
| | |  Horizontal Through Hole | 2823126 | 0.087" [2.2mm] | 2823126 | 2823130 | 2823134 | 2823138 | Tube w/o cap | 4-50 |
| | | | | | 2MM-HB-DXX-HT-01-T-TB | 2MM-HB-DXX-HT-01-F-TB | 2MM-HB-DXX-HT-01-M-TB | 2MM-HB-DXX-HT-01-H-TB | | |
| 2823763 | 2823764 | | | | 2823765 | 2823766 | Tube w/ cap | 6-50 | | |
| 2MM-HB-DXX-HT-01-T-TBP | 2MM-HB-DXX-HT-01-F-TBP | | | | 2MM-HB-DXX-HT-01-M-TBP | 2MM-HB-DXX-HT-01-H-TBP | | | | |
| 2823489 | 2823490 | | | | 2823491 | 2823492 | T&R w/ cap | 4-50 | | |
| 2MM-HB-DXX-HT-01-T-TRP | 2MM-HB-DXX-HT-01-F-TRP | | | | 2MM-HB-DXX-HT-01-M-TRP | 2MM-HB-DXX-HT-01-H-TRP | | | | |
| 0.110" [2.8mm] | 2823128 | | | 2823132 | 2823136 | 2823140 | Tube w/o cap | 4-50 | | |
| | 2MM-HB-DXX-HT-02-T-TB | | | 2MM-HB-DXX-HT-02-F-TB | 2MM-HB-DXX-HT-02-M-TB | 2MM-HB-DXX-HT-02-H-TB | | | | |
| | 2823779 | | | 2823780 | 2823781 | 2823782 | Tube w/ cap | 6-50 | | |
| | 2MM-HB-DXX-HT-02-T-TBP | | | 2MM-HB-DXX-HT-02-F-TBP | 2MM-HB-DXX-HT-02-M-TBP | 2MM-HB-DXX-HT-02-H-TBP | | | | |
| | 2823493 | | | 2823494 | 2823495 | 2823496 | T&R w/ cap | 4-50 | | |
| | 2MM-HB-DXX-HT-02-T-TRP | | | 2MM-HB-DXX-HT-02-F-TRP | 2MM-HB-DXX-HT-02-M-TRP | 2MM-HB-DXX-HT-02-H-TRP | | | | |
|  Vertical Surface Mount | 2823142 | | | - | 2823142 | 2823143 | 2823144 | 2823145 | T&R w/ cap | 4-50 |
| | | | | | 2MM-HB-DXX-VS-00-T-TRP | 2MM-HB-DXX-VS-00-F-TRP | 2MM-HB-DXX-VS-00-M-TRP | 2MM-HB-DXX-VS-00-H-TRP | | |
| | | 2823787 | 2823788 | | 2823789 | 2823790 | Tube w/ cap | 6-50 | | |
| | | 2MM-HB-DXX-VS-00-T-TBP | 2MM-HB-DXX-VS-00-F-TBP | | 2MM-HB-DXX-VS-00-M-TBP | 2MM-HB-DXX-VS-00-H-TBP | | | | |

AMPMODU 2 MM INTERCONNECTION SYSTEM

BREAKAWAY HEADERS

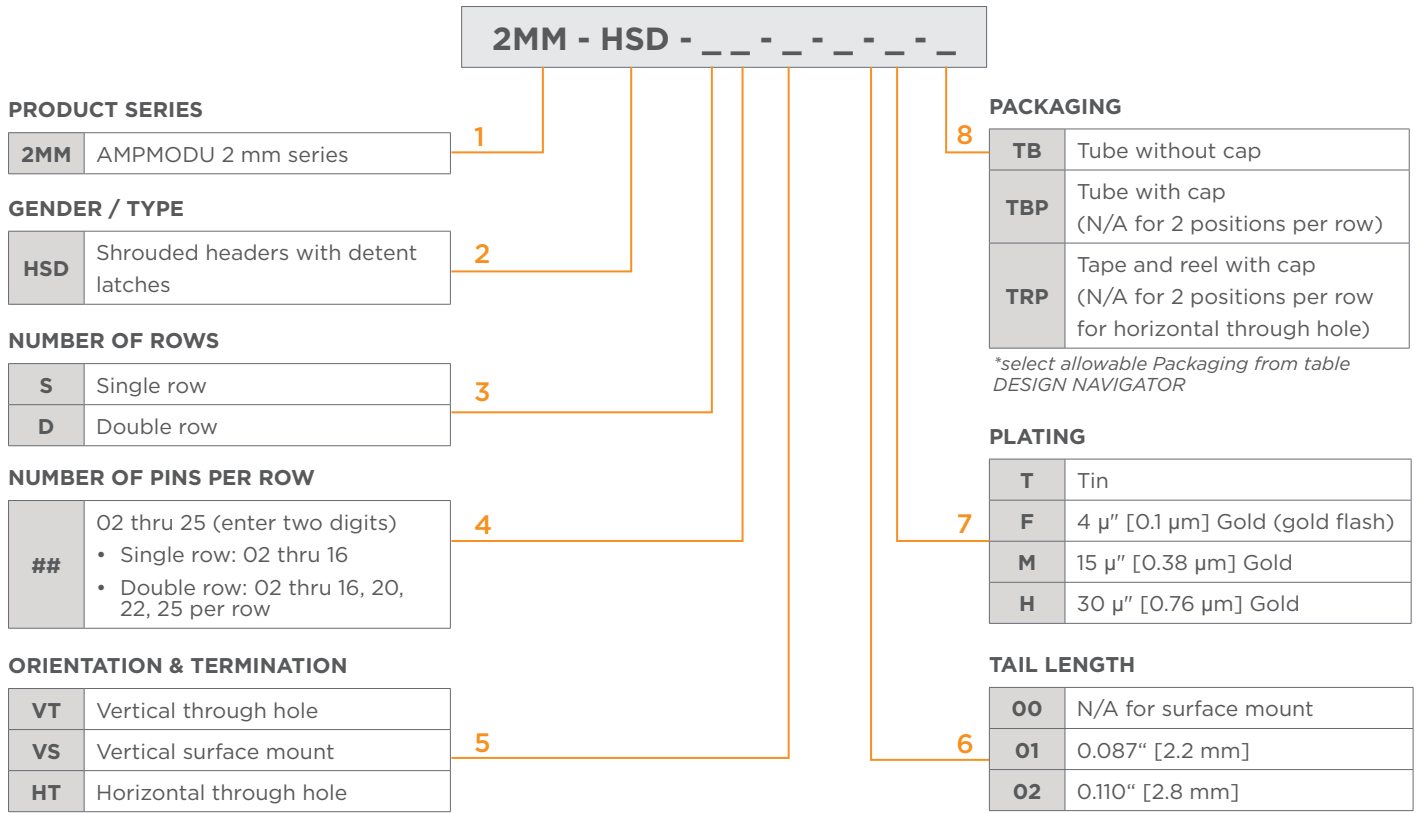
MATEABLE PARTS

| Breakaway Headers | | B-t-B Orientation | Mateable Receptacles | | | |
|---|--|--|---|------------|--|------------|
| Vertical Orientation | | Parallel  | Vertical Board Receptacles | | Page 15-16 | |
| 2MM - HB - __ - VT  | | | 2MM - R - __ - VT | |  | |
| 2MM - HB - __ - VS  | | | 2MM - R - __ - VTR | |  | |
| | | Perpendicular  | 2MM - R - __ - VS | |  | |
| Horizontal Orientation | | | Horizontal Board Receptacles | | Page 15-16 | |
| 2MM - HB - __ - HT  | | Perpendicular  | 2MM - R - __ - HT | |  | |
| | | | 2MM - R - __ - HS | |  | |
| | | | Vertical Board Receptacles | | Page 15-16 | |
| 2MM - HB - __ - VT  | | | 2MM - R - __ - VT | |  | |
| | | | 2MM - R - __ - VTR | |  | |
| | | | 2MM - R - __ - VS | |  | |
| Breakaway Headers | | W-t-B Orientation | Mateable Receptacles | | | |
| Vertical Orientation | |  | Crimp Receptacles | Page 17-19 | IDC Receptacles | Page 20-22 |
| 2MM - HB - __ - VT  | | | 2MM - RC - __ | | 2MM - RD- __ <i>Single row Only</i> | |
| 2MM - HB - __ - VS  | |  | Standard (No Latches)  | | Standard (No Latches)  | |
| Horizontal Orientation | | | 2MM - HB - __ - HT  | | | |

AMPMODU 2 MM INTERCONNECTION SYSTEM

SHROUDED HEADERS - WITH DETENT LATCHES

SMART PART NUMBER DEFINITION



*see table DESIGN NAVIGATOR for guidance

SMART PN EXAMPLES

- AMPMODU 2 mm, shrouded header with detent latches, single row, 8 positions (1 x 8), horizontal through hole, 2.8 mm tail length, 15μ" [0.38μm] gold, tube without cap: **2MM-HSD-S08-HT-02-M-TB**




DESIGN NAVIGATOR

| Orientation & Termination | | Tail Length | | Packaging |
|---------------------------|--|-------------|-----------------|------------------|
| VT | | 01 | 0.087" [2.2 mm] | TB TBP TRP |
| | | 02 | 0.110" [2.8 mm] | TB TBP TRP |
| VS | | 00 | - | TRP TBP |
| | | 01 | 0.087" [2.2 mm] | TB TBP TRP |
| HT | | 01 | 0.087" [2.2 mm] | TB TBP TRP |
| | | 02 | 0.110" [2.8 mm] | TB TBP TRP |

AMPMODU 2 MM INTERCONNECTION SYSTEM

SHROUDED HEADERS - WITH DETENT LATCHES




SINGLE ROW

| Product Type | Drawing Number | Solder Lead Length | Base Number / Smart Part Number | | | | Packaging | Available Positions | | |
|--|-------------------------|---|---------------------------------|-------------------------|-------------------------|-------------------------|-------------------------|-------------------------|--------------|------|
| | | | Tin | 4μ" [0.1μm] Gold | 15μ" [0.38μm] Gold | 30μ" [0.76μm] Gold | | | | |
| Vertical Through Hole  | 2823372 | 0.087" [2.2mm] | 2823372 | 2823375 | 2823378 | 2823381 | Tube w/o cap | 2-16 | | |
| | | | 2MM-HSD-SXX-VT-01-T-TB | 2MM-HSD-SXX-VT-01-F-TB | 2MM-HSD-SXX-VT-01-M-TB | 2MM-HSD-SXX-VT-01-H-TB | | | | |
| | | | 2823839 | 2823840 | 2823841 | 2823842 | Tube w/ cap | 3-16 | | |
| | | | 2MM-HSD-SXX-VT-01-T-TBP | 2MM-HSD-SXX-VT-01-F-TBP | 2MM-HSD-SXX-VT-01-M-TBP | 2MM-HSD-SXX-VT-01-H-TBP | | | | |
| | | | 2823497 | 2823498 | 2823499 | 2823500 | T&R w/ cap | 2-16 | | |
| | | | 2MM-HSD-SXX-VT-01-T-TRP | 2MM-HSD-SXX-VT-01-F-TRP | 2MM-HSD-SXX-VT-01-M-TRP | 2MM-HSD-SXX-VT-01-H-TRP | | | | |
| | | 0.110" [2.8mm] | 2823373 | 2823376 | 2823379 | 2823382 | Tube w/o cap | 2-16 | | |
| | | | 2MM-HSD-SXX-VT-02-T-TB | 2MM-HSD-SXX-VT-02-F-TB | 2MM-HSD-SXX-VT-02-M-TB | 2MM-HSD-SXX-VT-02-H-TB | | | | |
| | | | 2823847 | 2823848 | 2823849 | 2823850 | Tube w/ cap | 3-16 | | |
| | | | 2MM-HSD-SXX-VT-02-T-TBP | 2MM-HSD-SXX-VT-02-F-TBP | 2MM-HSD-SXX-VT-02-M-TBP | 2MM-HSD-SXX-VT-02-H-TBP | | | | |
| | | | 2823501 | 2823502 | 2823503 | 2823504 | T&R w/ cap | 2-16 | | |
| | | | 2MM-HSD-SXX-VT-02-T-TRP | 2MM-HSD-SXX-VT-02-F-TRP | 2MM-HSD-SXX-VT-02-M-TRP | 2MM-HSD-SXX-VT-02-H-TRP | | | | |
| | | Horizontal Through Hole  | 2823384 | 0.087" [2.2mm] | 2823384 | 2823387 | 2823390 | 2823393 | Tube w/o cap | 2-16 |
| | | | | | 2MM-HSD-SXX-HT-01-T-TB | 2MM-HSD-SXX-HT-01-F-TB | 2MM-HSD-SXX-HT-01-M-TB | 2MM-HSD-SXX-HT-01-H-TB | | |
| 2823855 | 2823856 | | | | 2823857 | 2823858 | Tube w/ cap | 3-16 | | |
| 2MM-HSD-SXX-HT-01-T-TBP | 2MM-HSD-SXX-HT-01-F-TBP | | | | 2MM-HSD-SXX-HT-01-M-TBP | 2MM-HSD-SXX-HT-01-H-TBP | | | | |
| 2823513 | 2823514 | | | | 2823515 | 2823516 | T&R w/ cap | 3-16 | | |
| 2MM-HSD-SXX-HT-01-T-TRP | 2MM-HSD-SXX-HT-01-F-TRP | | | | 2MM-HSD-SXX-HT-01-M-TRP | 2MM-HSD-SXX-HT-01-H-TRP | | | | |
| 0.110" [2.8mm] | 2823385 | | | 2823388 | 2823391 | 2823394 | Tube w/o cap | 2-16 | | |
| | 2MM-HSD-SXX-HT-02-T-TB | | | 2MM-HSD-SXX-HT-02-F-TB | 2MM-HSD-SXX-HT-02-M-TB | 2MM-HSD-SXX-HT-02-H-TB | | | | |
| | 2823863 | | | 2823864 | 2823865 | 2823866 | Tube w/ cap | 3-16 | | |
| | 2MM-HSD-SXX-HT-02-T-TBP | | | 2MM-HSD-SXX-HT-02-F-TBP | 2MM-HSD-SXX-HT-02-M-TBP | 2MM-HSD-SXX-HT-02-H-TBP | | | | |
| | 2823517 | | | 2823518 | 2823519 | 2823520 | T&R w/ cap | 3-16 | | |
| | 2MM-HSD-SXX-HT-02-T-TRP | | | 2MM-HSD-SXX-HT-02-F-TRP | 2MM-HSD-SXX-HT-02-M-TRP | 2MM-HSD-SXX-HT-02-H-TRP | | | | |
| Vertical Surface Mount  | 2823396 | | | - | 2823396 | 2823397 | 2823398 | 2823399 | T&R w/ cap | 2-16 |
| | | | | | 2MM-HSD-SXX-VS-00-T-TRP | 2MM-HSD-SXX-VS-00-F-TRP | 2MM-HSD-SXX-VS-00-M-TRP | 2MM-HSD-SXX-VS-00-H-TRP | | |
| | | 2823871 | 2823872 | | 2823873 | 2823874 | Tube w/ cap | 3-16 | | |
| | | 2MM-HSD-SXX-VS-00-T-TBP | 2MM-HSD-SXX-VS-00-F-TBP | | 2MM-HSD-SXX-VS-00-M-TBP | 2MM-HSD-SXX-VS-00-H-TBP | | | | |

AMPMODU 2 MM INTERCONNECTION SYSTEM

SHROUDED HEADERS - WITH DETENT LATCHES


















DOUBLE ROW














| Product Type | Drawing Number | Solder Lead Length | Base Number / Smart Part Number | | | | Packaging | Available Positions |
|--|----------------|--------------------|---------------------------------|-------------------------|-------------------------|-------------------------|--------------|---------------------|
| | | | Tin | 4μ" [0.1μm] Gold | 15μ" [0.38μm] Gold | 30μ" [0.76μm] Gold | | |
|  Vertical Through Hole | 2823335 | 0.087" [2.2mm] | 2823335 | 2823338 | 2823341 | 2823344 | Tube w/o cap | 4-32, 40, 44, 50 |
| | | | 2MM-HSD-DXX-VT-01-T-TB | 2MM-HSD-DXX-VT-01-F-TB | 2MM-HSD-DXX-VT-01-M-TB | 2MM-HSD-DXX-VT-01-H-TB | | |
| | | | 2823875 | 2823876 | 2823877 | 2823878 | Tube w/ cap | 6-32, 40, 44, 50 |
| | | | 2MM-HSD-DXX-VT-01-T-TBP | 2MM-HSD-DXX-VT-01-F-TBP | 2MM-HSD-DXX-VT-01-M-TBP | 2MM-HSD-DXX-VT-01-H-TBP | | |
| | | | 2823505 | 2823506 | 2823507 | 2823508 | T&R w/ cap | 4-32, 40, 44, 50 |
| | | | 2MM-HSD-DXX-VT-01-T-TRP | 2MM-HSD-DXX-VT-01-F-TRP | 2MM-HSD-DXX-VT-01-M-TRP | 2MM-HSD-DXX-VT-01-H-TRP | | |
| | | 0.110" [2.8mm] | 2823336 | 2823339 | 2823342 | 2823345 | Tube w/o cap | 4-32, 40, 44, 50 |
| | | | 2MM-HSD-DXX-VT-02-T-TB | 2MM-HSD-DXX-VT-02-F-TB | 2MM-HSD-DXX-VT-02-M-TB | 2MM-HSD-DXX-VT-02-H-TB | | |
| | | | 2823883 | 2823884 | 2823885 | 2823886 | Tube w/ cap | 6-32, 40, 44, 50 |
| | | | 2MM-HSD-DXX-VT-02-T-TBP | 2MM-HSD-DXX-VT-02-F-TBP | 2MM-HSD-DXX-VT-02-M-TBP | 2MM-HSD-DXX-VT-02-H-TBP | | |
| | | | 2823509 | 2823510 | 2823511 | 2823512 | T&R w/ cap | 4-32, 40, 44, 50 |
| | | | 2MM-HSD-DXX-VT-02-T-TRP | 2MM-HSD-DXX-VT-02-F-TRP | 2MM-HSD-DXX-VT-02-M-TRP | 2MM-HSD-DXX-VT-02-H-TRP | | |
|  Horizontal Through Hole | 2823351 | 0.087" [2.2mm] | 2823352 | 2823355 | 2823358 | 2823361 | Tube w/o cap | 4-32, 40, 44, 50 |
| | | | 2MM-HSD-DXX-HT-01-T-TB | 2MM-HSD-DXX-HT-01-F-TB | 2MM-HSD-DXX-HT-01-M-TB | 2MM-HSD-DXX-HT-01-H-TB | | |
| | | | 2823899 | 2823900 | 2823901 | 2823902 | Tube w/ cap | 6-32, 40, 44, 50 |
| | | | 2MM-HSD-DXX-HT-01-T-TBP | 2MM-HSD-DXX-HT-01-F-TBP | 2MM-HSD-DXX-HT-01-M-TBP | 2MM-HSD-DXX-HT-01-H-TBP | | |
| | | | 2823521 | 2823522 | 2823523 | 2823524 | T&R w/ cap | 6-32, 40, 44, 50 |
| | | | 2MM-HSD-DXX-HT-01-T-TRP | 2MM-HSD-DXX-HT-01-F-TRP | 2MM-HSD-DXX-HT-01-M-TRP | 2MM-HSD-DXX-HT-01-H-TRP | | |
| | | 0.110" [2.8mm] | 2823351 | 2823354 | 2823357 | 2823360 | Tube w/o cap | 4-32, 40, 44, 50 |
| | | | 2MM-HSD-DXX-HT-02-T-TB | 2MM-HSD-DXX-HT-02-F-TB | 2MM-HSD-DXX-HT-02-M-TB | 2MM-HSD-DXX-HT-02-H-TB | | |
| | | | 2823891 | 2823892 | 2823893 | 2823894 | Tube w/ cap | 6-32, 40, 44, 50 |
| | | | 2MM-HSD-DXX-HT-02-T-TBP | 2MM-HSD-DXX-HT-02-F-TBP | 2MM-HSD-DXX-HT-02-M-TBP | 2MM-HSD-DXX-HT-02-H-TBP | | |
| | | | 2823525 | 2823526 | 2823527 | 2823528 | T&R w/ cap | 6-32, 40, 44, 50 |
| | | | 2MM-HSD-DXX-HT-02-T-TRP | 2MM-HSD-DXX-HT-02-F-TRP | 2MM-HSD-DXX-HT-02-M-TRP | 2MM-HSD-DXX-HT-02-H-TRP | | |
|  Vertical Surface Mount | 2823367 | - | 2823367 | 2823368 | 2823369 | 2823370 | T&R w/ cap | 4-32, 40, 44, 50 |
| | | | 2MM-HSD-DXX-VS-00-T-TBP | 2MM-HSD-DXX-VS-00-F-TBP | 2MM-HSD-DXX-VS-00-M-TBP | 2MM-HSD-DXX-VS-00-H-TBP | | |
| | | | 2823907 | 2823908 | 2823909 | 2823910 | Tube w/ cap | 6-32, 40, 44, 50 |
| | | | 2MM-HSD-DXX-VS-00-T-TBP | 2MM-HSD-DXX-VS-00-F-TBP | 2MM-HSD-DXX-VS-00-M-TBP | 2MM-HSD-DXX-VS-00-H-TBP | | |

AMPMODU 2 MM INTERCONNECTION SYSTEM

SHROUDED HEADERS - WITH DETENT LATCHES

MATEABLE PARTS

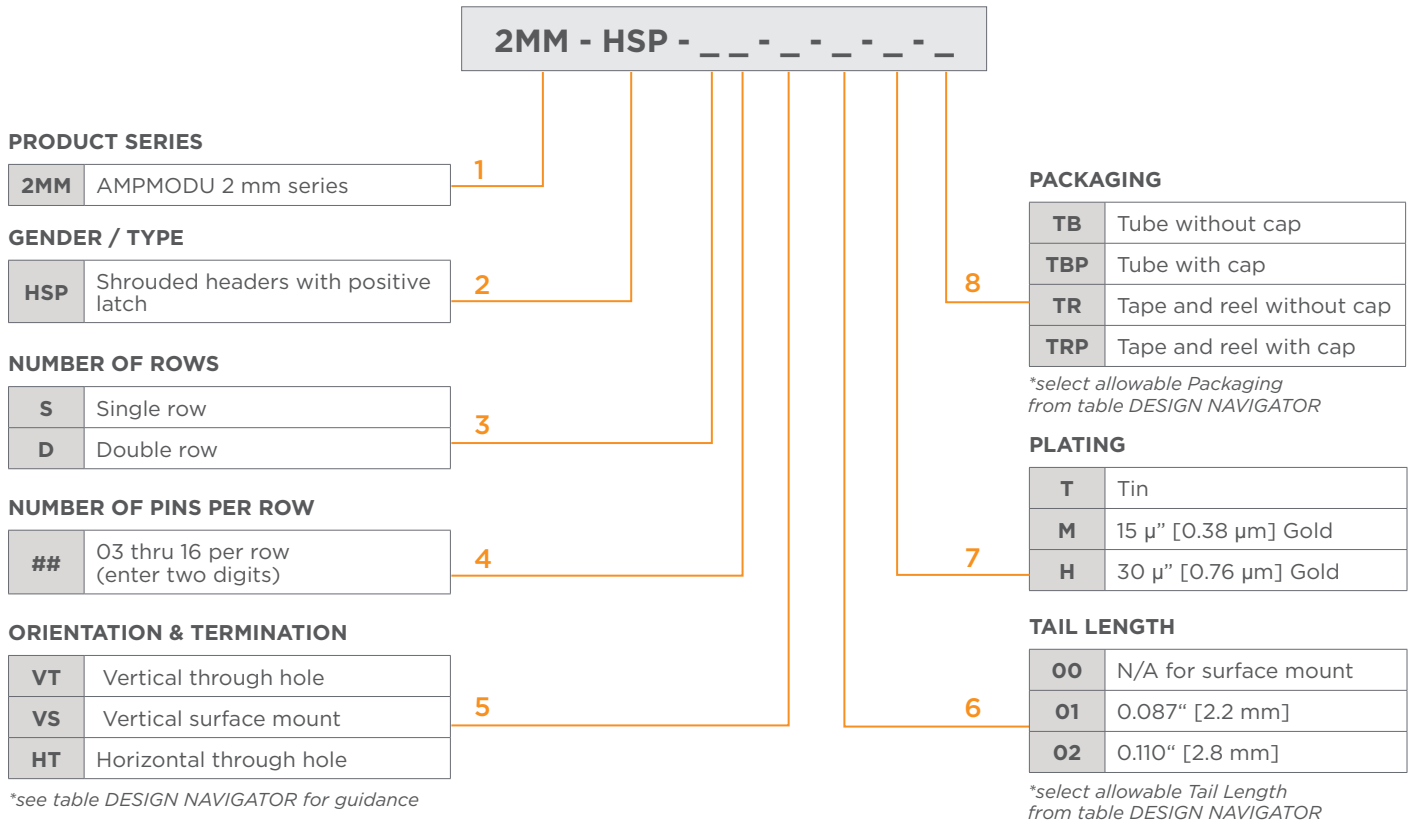
| Shrouded Headers w/ Detent Latches | B-t-B Orientation | Mateable Receptacles | |
|---|---|---|---|
| Vertical Orientation 2MM - HSD - __ - VT  2MM - HSD - __ - VS  | Parallel  | Vertical Board Receptacles 2MM - R - __ - VT  2MM - R - __ - VTR  2MM - R - __ - VS  | Page 15-16    |
| Horizontal Orientation 2MM - HSD - __ - HT  | Perpendicular  | Vertical Board Receptacles 2MM - R - __ - VT  2MM - R - __ - VTR  2MM - R - __ - VS  | Page 15-16    |

| Shrouded Headers w/ Detent Latches | W-t-B Orientation | Mateable Receptacles | | | |
|---|---|---|-------------------|---|-------------------|
| Vertical Orientation 2MM - HSD - __ - VT  2MM - HSD - __ - VS  |  | Crimp Receptacles 2MM - RC - __  Standard (No Latches) 2MM - RCD - __  W/ Detent Latches | Page 17-19 | IDC Receptacles <i>Single row Only</i> 2MM - RD- __  Standard (No Latches) 2MM - RDD- __  W/ Detent Latches | Page 20-22 |
| Horizontal Orientation 2MM - HSD - __ - HT  |  | Crimp Receptacles 2MM - RC - __  Standard (No Latches) 2MM - RCD - __  W/ Detent Latches | Page 17-19 | IDC Receptacles <i>Single row Only</i> 2MM - RD- __  Standard (No Latches) 2MM - RDD- __  W/ Detent Latches | Page 20-22 |

AMPMODU 2 MM INTERCONNECTION SYSTEM

SHROUDED HEADERS - WITH POSITIVE LATCH

SMART PART NUMBER DEFINITION



SMART PN EXAMPLES

- AMPMODU 2 mm, shrouded header with positive latch, double row, 16 positions (2 x 8), vertical through hole, 2.2 mm tail length, 30μ" [0.76μm] gold, tube without cap: 2MM-HSP-D08-VT-01-H-TB




DESIGN NAVIGATOR

| | Orientation & Termination | Tail Length | | Packaging |
|----|---------------------------|-------------|-----------------|-----------|
| VT | | 01 | 0.087" [2.2 mm] | TB |
| | | | | TBP |
| | | 02 | 0.110" [2.8 mm] | TRP |
| | | | | TB |
| VS | | 00 | - | TBP |
| | | | | TRP |
| | | 01 | 0.087" [2.2 mm] | TB |
| | | | | TR |
| 02 | 0.110" [2.8 mm] | TB | | |
| | | TR | | |

AMPMODU 2 MM INTERCONNECTION SYSTEM

SHROUDED HEADERS - WITH POSITIVE LATCH

SINGLE ROW

| Product Type | Drawing Number | Solder Lead Length | Base Number / Smart Part Number | | | | Packaging | Available Positions |
|--|----------------|--------------------|---------------------------------|------------------------------|--------------------------------|--------------------------------|--------------|---------------------|
| | | | Tin | 4 μ " [0.1 μ m] Gold | 15 μ " [0.38 μ m] Gold | 30 μ " [0.76 μ m] Gold | | |
|  Vertical Through Hole | 2823174 | 0.087" [2.2mm] | 2823174 | Up On Request | 2823179 | 2823183 | Tube w/o cap | 3-16 |
| | | | 2MM-HSP-SXX-VT-01-T-TB | - | 2MM-HSP-SXX-VT-01-M-TB | 2MM-HSP-SXX-VT-01-H-TB | | |
| | | | 2823911 | Up On Request | 2823912 | 2823913 | Tube w/ cap | 3-16 |
| | | | 2MM-HSP-SXX-VT-01-T-TBP | - | 2MM-HSP-SXX-VT-01-M-TBP | 2MM-HSP-SXX-VT-01-H-TBP | | |
| | | | 2823529 | Up On Request | 2823530 | 2823531 | T&R w/ cap | 3-16 |
| | | | 2MM-HSP-SXX-VT-01-T-TRP | - | 2MM-HSP-SXX-VT-01-M-TRP | 2MM-HSP-SXX-VT-01-H-TRP | | |
| | | 0.110" [2.8mm] | 2823400 | Up On Request | 2823401 | 2823402 | Tube w/o cap | 3-16 |
| | | | 2MM-HSP-SXX-VT-02-T-TB | - | 2MM-HSP-SXX-VT-02-M-TB | 2MM-HSP-SXX-VT-02-H-TB | | |
| | | | 2823917 | Up On Request | 2823918 | 2823919 | Tube w/ cap | 3-16 |
| | | | 2MM-HSP-SXX-VT-02-T-TBP | - | 2MM-HSP-SXX-VT-02-M-TBP | 2MM-HSP-SXX-VT-02-H-TBP | | |
| | | | 2823532 | Up On Request | 2823533 | 2823534 | T&R w/ cap | 3-16 |
| | | | 2MM-HSP-SXX-VT-02-T-TRP | - | 2MM-HSP-SXX-VT-02-M-TRP | 2MM-HSP-SXX-VT-02-H-TRP | | |
|  Horizontal Through Hole | 2823187 | 0.087" [2.2mm] | 2823187 | Up On Request | 2823191 | 2823194 | Tube w/o cap | 3-16 |
| | | | 2MM-HSP-SXX-HT-01-T-TB | - | 2MM-HSP-SXX-HT-01-M-TB | 2MM-HSP-SXX-HT-01-H-TB | | |
| | | | 2823541 | Up On Request | 2823542 | 2823543 | T&R w/o cap | 3-16 |
| | | | 2MM-HSP-SXX-HT-01-T-TR | - | 2MM-HSP-SXX-HT-01-M-TR | 2MM-HSP-SXX-HT-01-H-TR | | |
| | | 0.110" [2.8mm] | 2823403 | Up On Request | 2823404 | 2823405 | Tube w/o cap | 3-16 |
| | | | 2MM-HSP-SXX-HT-02-T-TB | - | 2MM-HSP-SXX-HT-02-M-TB | 2MM-HSP-SXX-HT-02-H-TB | | |
| | | | 2823544 | Up On Request | 2823545 | 2823546 | T&R w/o cap | 3-16 |
| | | | 2MM-HSP-SXX-HT-02-T-TR | - | 2MM-HSP-SXX-HT-02-M-TR | 2MM-HSP-SXX-HT-02-H-TR | | |
|  Vertical Surface Mount | 2823199 | - | 2823199 | Up On Request | 2823203 | 2823207 | T&R w/ cap | 3-16 |
| | | | 2MM-HSP-SXX-VS-00-T-TRP | - | 2MM-HSP-SXX-VS-00-M-TRP | 2MM-HSP-SXX-VS-00-H-TRP | | |
| | | | 2823929 | Up On Request | 2823930 | 2823931 | Tube w/ cap | 3-16 |
| | | | 2MM-HSP-SXX-VS-00-T-TBP | - | 2MM-HSP-SXX-VS-00-M-TBP | 2MM-HSP-SXX-VS-00-H-TBP | | |

AMPMODU 2 MM INTERCONNECTION SYSTEM

SHROUDED HEADERS - WITH POSITIVE LATCH




DOUBLE ROW

| Product Type | Drawing Number | Solder Lead Length | Base Number / Smart Part Number | | | | Packaging | Available Positions |
|---|----------------|--------------------|---------------------------------|------------------|-------------------------|-------------------------|--------------|---------------------|
| | | | Tin | 4μ" [0.1μm] Gold | 15μ" [0.38μm] Gold | 30μ" [0.76μm] Gold | | |
| Vertical Through Hole  | 2823211 | 0.087" [2.2mm] | 2823211 | Up On Request | 2823214 | 2823219 | Tube w/o cap | 6-32 |
| | | | 2MM-HSP-DXX-VT-01-T-TB | - | 2MM-HSP-DXX-VT-01-M-TB | 2MM-HSP-DXX-VT-01-H-TB | | |
| | | | 2823932 | Up On Request | 2823933 | 2823934 | Tube w/ cap | |
| | | | 2MM-HSP-DXX-VT-01-T-TBP | - | 2MM-HSP-DXX-VT-01-M-TBP | 2MM-HSP-DXX-VT-01-H-TBP | | |
| | | | 2823535 | Up On Request | 2823536 | 2823537 | T&R w/ cap | |
| | | | 2MM-HSP-DXX-VT-01-T-TRP | - | 2MM-HSP-DXX-VT-01-M-TRP | 2MM-HSP-DXX-VT-01-H-TRP | | |
| | | 0.110" [2.8mm] | 2823406 | Up On Request | 2823407 | 2823408 | Tube w/o cap | 6-32 |
| | | | 2MM-HSP-DXX-VT-02-T-TB | - | 2MM-HSP-DXX-VT-02-M-TB | 2MM-HSP-DXX-VT-02-H-TB | | |
| | | | 2823938 | Up On Request | 2823939 | 2823940 | Tube w/ cap | |
| | | | 2MM-HSP-DXX-VT-02-T-TBP | - | 2MM-HSP-DXX-VT-02-M-TBP | 2MM-HSP-DXX-VT-02-H-TBP | | |
| | | | 2823538 | Up On Request | 2823539 | 2823540 | T&R w/ cap | |
| | | | 2MM-HSP-DXX-VT-02-T-TRP | - | 2MM-HSP-DXX-VT-02-M-TRP | 2MM-HSP-DXX-VT-02-H-TRP | | |
| Horizontal Through Hole  | 2823224 | 0.087" [2.2mm] | 2823224 | Up On Request | 2823228 | 2823232 | Tube w/o cap | 6-32 |
| | | | 2MM-HSP-DXX-HT-01-T-TB | - | 2MM-HSP-DXX-HT-01-M-TB | 2MM-HSP-DXX-HT-01-H-TB | | |
| | | | 2823547 | Up On Request | 2823548 | 2823549 | T&R w/o cap | |
| | | | 2MM-HSP-DXX-HT-01-T-TR | - | 2MM-HSP-DXX-HT-01-M-TR | 2MM-HSP-DXX-HT-01-H-TR | | |
| | | 0.110" [2.8mm] | 2823409 | Up On Request | 2823410 | 2823411 | Tube w/o cap | |
| | | | 2MM-HSP-DXX-HT-02-T-TB | - | 2MM-HSP-DXX-HT-02-M-TB | 2MM-HSP-DXX-HT-02-H-TB | | |
| | | | 2823550 | Up On Request | 2823551 | 2823552 | T&R w/o cap | |
| | | | 2MM-HSP-DXX-HT-02-T-TR | - | 2MM-HSP-DXX-HT-02-M-TR | 2MM-HSP-DXX-HT-02-H-TR | | |
| Vertical Surface Mount  | 2823235 | - | 2823235 | Up On Request | 2823240 | 2823244 | T&R w/ cap | 6-32 |
| | | | 2MM-HSP-DXX-VS-00-T-TRP | - | 2MM-HSP-DXX-VS-00-M-TRP | 2MM-HSP-DXX-VS-00-H-TRP | | |
| | | | 2823950 | Up On Request | 2823951 | 2823952 | Tube w/ cap | |
| | | | 2MM-HSP-DXX-VS-00-T-TBP | - | 2MM-HSP-DXX-VS-00-M-TBP | 2MM-HSP-DXX-VS-00-H-TBP | | |

AMPMODU 2 MM INTERCONNECTION SYSTEM

SHROUDED HEADERS - WITH POSITIVE LATCH

MATEABLE PARTS

| Shrouded Headers w/ Positive Latch | W-t-B Orientation | Mateable Receptacles | | | |
|---|---|---|------------|--|------------|
| | | Crimp Receptacles | Page 17-19 | IDC Receptacles <i>Single row Only</i> | Page 20-22 |
| Vertical Orientation 2MM - HSP - __ - VT  2MM - HSP - __ - VS  |  | 2MM - RCP - __  W/ Positive Latch | | 2MM - RDP - __  W/ Positive Latch | |
| Horizontal Orientation 2MM - HSP - __ - HT  | |  | | | |

AMPMODU 2 MM INTERCONNECTION SYSTEM

BOARD RECEPTACLES

SMART PART NUMBER DEFINITION

2MM - R - _ - _ - _ - _ - _ - _ -

PRODUCT SERIES

| | | |
|------------|---------------------|---|
| 2MM | AMPMODU 2 mm series | 1 |
|------------|---------------------|---|

GENDER / TYPE

| | | |
|----------|------------|---|
| R | Receptacle | 2 |
|----------|------------|---|

NUMBER OF ROWS

| | | |
|----------|------------|---|
| S | Single row | 3 |
| D | Double row | |

NUMBER OF POSITIONS PER ROW

| | | |
|-----------|--|---|
| ## | 02 thru 25 per row (enter two digits) | 4 |
|-----------|--|---|

ORIENTATION & TERMINATION

| | | |
|------------|---------------------------------|---|
| VT | Vertical through hole | 5 |
| VTR | Vertical through hole outrigger | |
| VS | Vertical surface mount | |
| HT | Horizontal through hole | |
| HS | Horizontal surface mount | |

*see table DESIGN NAVIGATOR for guidance

SMART PN EXAMPLES

- AMPMODU 2 mm, board receptacle, double row, 8 positions (2 x 4), horizontal SMT, tail length: N/A, gold flash, T&R without cap: **2MM-R-D04-HS-00-F-TR**

DESIGN NAVIGATOR

| | Orientation & Termination | | Tail Length | | Packaging |
|-----|---------------------------|--|-------------|-----------------|-----------|
| | | | | | |
| VT | | | 01 | 0.079" [2.0 mm] | TRP |
| | | | 02 | 0.106" [2.7 mm] | TBP |
| | | | | | TRP |
| VTR | | | 01 | 0.091" [2.3 mm] | TRP |
| | | | 02 | 0.110" [2.8 mm] | TBP |
| | | | | | TRP |
| VS | | | 00 | - | TRP |
| | | | 00 | - | TBP |
| | | | | | TRP |
| HT | | | 01 | 0.083" [2.1 mm] | TR |
| | | | 02 | 0.110" [2.8 mm] | TB |
| | | | | | TR |
| HS | | | 03 | 0.134" [3.4 mm] | TB |
| | | | 00 | - | TR |
| | | | | | TB |

PACKAGING

| | |
|------------|---------------------------|
| TB | Tube without cap |
| TBP | Tube with cap |
| TR | Tape and reel without cap |
| TRP | Tape and reel with cap |

*select allowable Packaging from table DESIGN NAVIGATOR

PLATING

| | |
|----------|--------------------------------|
| T | Tin |
| F | 4μ" [0.1 μm] Gold (Gold flash) |
| M | 15μ" [0.38 μm] Gold |
| H | 30μ" [0.76 μm] Gold |

TAIL LENGTH


| | |
|-----------|-------------------------------|
| 00 | N/A for surface mount |
| 01 | 0.079 - 0.091" [2.0 - 2.3 mm] |
| 02 | 0.106 - 0.110" [2.7 - 2.8 mm] |
| 03 | 0.126 - 0.134" [3.2 - 3.4 mm] |

*select allowable Tail Length from table DESIGN NAVIGATOR



AMPMODU 2 MM INTERCONNECTION SYSTEM

BOARD RECEPTACLES


SINGLE ROW

| Product Type | Drawing Number | Solder Lead Length | Base Number / Smart Part Number | | | | Packaging | Available Positions | | | |
|--|------------------------|---|---------------------------------|------------------------|------------------------|------------------------|------------------------|---------------------|------------------------|-------------|------|
| | | | Tin | 4μ" [0.1μm] Gold | 15μ" [0.38μm] Gold | 30μ" [0.76μm] Gold | | | | | |
| Vertical Through Hole  | 2307764 | 0.079" [2.0mm] | 2307764 | 2307767 | 2307770 | 2307773 | T&R w/ cap | 2-25 | | | |
| | | | 2MM-R-SXX-VT-01-T-TRP | 2MM-R-SXX-VT-01-F-TRP | 2MM-R-SXX-VT-01-M-TRP | 2MM-R-SXX-VT-01-H-TRP | | | | | |
| | | | 2314867 | 2314868 | 2314869 | 2314870 | Tube w/ cap | | | | |
| | | 2MM-R-SXX-VT-01-T-TBP | 2MM-R-SXX-VT-01-F-TBP | 2MM-R-SXX-VT-01-M-TBP | 2MM-R-SXX-VT-01-H-TBP | | | | | | |
| | | 0.106" [2.7mm] | 2307765 | 2307768 | 2307771 | 2307774 | T&R w/ cap | | | | |
| | | | 2MM-R-SXX-VT-02-T-TRP | 2MM-R-SXX-VT-02-F-TRP | 2MM-R-SXX-VT-02-M-TRP | 2MM-R-SXX-VT-02-H-TRP | Tube w/ cap | | | | |
| | | | 2314879 | 2314880 | 2314881 | 2314882 | | | | | |
| | | | 2MM-R-SXX-VT-02-T-TBP | 2MM-R-SXX-VT-02-F-TBP | 2MM-R-SXX-VT-02-M-TBP | 2MM-R-SXX-VT-02-H-TBP | Tube w/o cap | | | | |
| | | | 2314875 | 2314876 | 2314877 | 2314878 | | | | | |
| | | 0.126" [3.2mm] | 2307766 | 2307769 | 2307772 | 2307775 | Tube w/o cap | | | | |
| | | | 2MM-R-SXX-VT-03-T-TB | 2MM-R-SXX-VT-03-F-TB | 2MM-R-SXX-VT-03-M-TB | 2MM-R-SXX-VT-03-H-TB | | | | | |
| | | Vertical Through Hole Outrigger  | 2307832 | 0.091" [2.3mm] | 2307832 | 2307835 | 2307838 | | 2307841 | T&R w/ cap | 2-25 |
| | | | | | 2MM-R-SXX-VTR-01-T-TRP | 2MM-R-SXX-VTR-01-F-TRP | 2MM-R-SXX-VTR-01-M-TRP | | 2MM-R-SXX-VTR-01-H-TRP | Tube w/ cap | |
| | | | | | 2314899 | 2314900 | 2314901 | | 2314902 | | |
| 0.110" [2.8mm] | 2MM-R-SXX-VTR-01-T-TBP | | | 2MM-R-SXX-VTR-01-F-TBP | 2MM-R-SXX-VTR-01-M-TBP | 2MM-R-SXX-VTR-01-H-TBP | T&R w/ cap | | | | |
| | 2307833 | | | 2307836 | 2307839 | 2307842 | | Tube w/ cap | | | |
| | 2MM-R-SXX-VTR-02-T-TRP | | | 2MM-R-SXX-VTR-02-F-TRP | 2MM-R-SXX-VTR-02-M-TRP | 2MM-R-SXX-VTR-02-H-TRP | Tube w/o cap | | | | |
| | 2314911 | | | 2314912 | 2338990 | 2314914 | | | | | |
| | 2MM-R-SXX-VTR-02-T-TBP | | | 2MM-R-SXX-VTR-02-F-TBP | 2MM-R-SXX-VTR-02-M-TBP | 2MM-R-SXX-VTR-02-H-TBP | Tube w/o cap | | | | |
| 2314907 | 2314908 | | | 2314909 | 2314910 | | | | | | |
| 0.134" [3.4mm] | 2307834 | | | 2307837 | 2307840 | 2307843 | Tube w/o cap | | | | |
| | 2MM-R-SXX-VTR-03-T-TB | | | 2MM-R-SXX-VTR-03-F-TB | 2MM-R-SXX-VTR-03-M-TB | 2MM-R-SXX-VTR-03-H-TB | | | | | |
| Vertical Surface Mount  | 2307812 | | | - | 2307812 | 2307813 | 2307814 | 2307815 | T&R w/ cap | 2-25 | |
| | | 2MM-R-SXX-VS-00-T-TRP | 2MM-R-SXX-VS-00-F-TRP | | 2MM-R-SXX-VS-00-M-TRP | 2MM-R-SXX-VS-00-H-TRP | Tube w/ cap | | | | |
| | | 2314847 | 2314848 | | 2314849 | 2314850 | | | | | |
| | | 2MM-R-SXX-VS-00-T-TBP | 2MM-R-SXX-VS-00-F-TBP | | 2MM-R-SXX-VS-00-M-TBP | 2MM-R-SXX-VS-00-H-TBP | | | | | |





AMPMODU 2 MM INTERCONNECTION SYSTEM

| Product Type | Drawing Number | Solder Lead Length | Base Number / Smart Part Number | | | | Packaging | Available Positions | | | |
|---|----------------------|--|---------------------------------|----------------------|----------------------|----------------------|----------------------|---------------------|----------------------|------------|------|
| | | | Tin | 4μ" [0.1μm] Gold | 15μ" [0.38μm] Gold | 30μ" [0.76μm] Gold | | | | | |
| Horizontal Through Hole  | 2307700 | 0.083" [2.1mm] | 2307700 | 2307703 | 2307706 | 2307709 | T&R w/o cap | 2-25 | | | |
| | | | 2MM-R-SXX-HT-01-T-TR | 2MM-R-SXX-HT-01-F-TR | 2MM-R-SXX-HT-01-M-TR | 2MM-R-SXX-HT-01-H-TR | | | | | |
| | | | 2314927 | 2314928 | 2314929 | 2314930 | Tube w/ cap | | | | |
| | | 2MM-R-SXX-HT-01-T-TB | 2MM-R-SXX-HT-01-F-TB | 2MM-R-SXX-HT-01-M-TB | 2MM-R-SXX-HT-01-H-TB | | | | | | |
| | | 0.110" [2.8mm] | 2314935 | 2314936 | 2314937 | 2314938 | T&R w/o cap | | | | |
| | | | 2MM-R-SXX-HT-02-T-TR | 2MM-R-SXX-HT-02-F-TR | 2MM-R-SXX-HT-02-M-TR | 2MM-R-SXX-HT-02-H-TR | | | | | |
| | | | 2307701 | 2307704 | 2307707 | 2307710 | Tube w/ cap | | | | |
| | | 2MM-R-SXX-HT-02-T-TB | 2MM-R-SXX-HT-02-F-TB | 2MM-R-SXX-HT-02-M-TB | 2MM-R-SXX-HT-02-H-TB | | | | | | |
| | | 0.134" [3.4mm] | 2307702 | 2307705 | 2307708 | 2307711 | Tube w/ cap | | | | |
| | | | 2MM-R-SXX-HT-03-T-TB | 2MM-R-SXX-HT-03-F-TB | 2MM-R-SXX-HT-03-M-TB | 2MM-R-SXX-HT-03-H-TB | | | | | |
| | | Horizontal Surface Mount  | 2307724 | - | 2307724 | 2307725 | 2307726 | | 2307727 | T&R w/ cap | 2-25 |
| | | | | | 2MM-R-SXX-HS-00-T-TR | 2MM-R-SXX-HS-00-F-TR | 2MM-R-SXX-HS-00-M-TR | | 2MM-R-SXX-HS-00-H-TR | | |
| 2314943 | 2314944 | | | | 2314945 | 2314946 | Tube w/ cap | | | | |
| 2MM-R-SXX-HS-00-T-TB | 2MM-R-SXX-HS-00-F-TB | | | | 2MM-R-SXX-HS-00-M-TB | 2MM-R-SXX-HS-00-H-TB | | | | | |

DOUBLE ROW

| Product Type | Drawing Number | Solder Lead Length | Base Number / Smart Part Number | | | | Packaging | Available Positions |
|---|----------------|-----------------------|---------------------------------|-----------------------|-----------------------|-----------------------|--------------|---------------------|
| | | | Tin | 4μ" [0.1μm] Gold | 15μ" [0.38μm] Gold | 30μ" [0.76μm] Gold | | |
| Vertical Through Hole  | 2307776 | 0.079" [2.0mm] | 2307776 | 2307779 | 2307782 | 2307785 | T&R w/ cap | 4-50 |
| | | | 2MM-R-DXX-VT-01-T-TRP | 2MM-R-DXX-VT-01-F-TRP | 2MM-R-DXX-VT-01-M-TRP | 2MM-R-DXX-VT-01-H-TRP | | |
| | | | 2314811 | 2314812 | 2314813 | 2314814 | Tube w/ cap | |
| | | 2MM-R-DXX-VT-01-T-TBP | 2MM-R-DXX-VT-01-F-TBP | 2MM-R-DXX-VT-01-M-TBP | 2MM-R-DXX-VT-01-H-TBP | | | |
| | | 0.106" [2.7mm] | 2307777 | 2307780 | 2307783 | 2307786 | T&R w/ cap | |
| | | | 2MM-R-DXX-VT-02-T-TRP | 2MM-R-DXX-VT-02-F-TRP | 2MM-R-DXX-VT-02-M-TRP | 2MM-R-DXX-VT-02-H-TRP | | |
| | | | 2314823 | 2314824 | 2314825 | 2314826 | Tube w/ cap | |
| | | 2MM-R-DXX-VT-02-T-TBP | 2MM-R-DXX-VT-02-F-TBP | 2MM-R-DXX-VT-02-M-TBP | 2MM-R-DXX-VT-02-H-TBP | | | |
| | | 0.126" [3.2mm] | 2314819 | 2314820 | 2314821 | 2314822 | Tube w/o cap | |
| | | | 2MM-R-DXX-VT-02-T-TB | 2MM-R-DXX-VT-02-F-TB | 2MM-R-DXX-VT-02-M-TB | 2MM-R-DXX-VT-02-H-TB | | |
| | | 0.126" [3.2mm] | 2307778 | 2307781 | 2307784 | 2307787 | Tube w/o cap | |
| | | | 2MM-R-DXX-VT-03-T-TB | 2MM-R-DXX-VT-03-F-TB | 2MM-R-DXX-VT-03-M-TB | 2MM-R-DXX-VT-03-H-TB | | |



















AMPMODU 2 MM INTERCONNECTION SYSTEM

| Product Type | Drawing Number | Solder Lead Length | Base Number / Smart Part Number | | | | Packaging | Available Positions | | | |
|---|-----------------------|--|---------------------------------|------------------------|------------------------|------------------------|-----------------------|---------------------|-----------------------|------------|------|
| | | | Tin | 4μ" [0.1μm] Gold | 15μ" [0.38μm] Gold | 30μ" [0.76μm] Gold | | | | | |
| Vertical Through Hole Outrigger  | 2307820 | 0.091" [2.3mm] | 2307820 | 2307823 | 2307826 | 2307829 | T&R w/ cap | 4-50 | | | |
| | | | 2MM-R-DXX-VTR-01-T-TRP | 2MM-R-DXX-VTR-01-F-TRP | 2MM-R-DXX-VTR-01-M-TRP | 2MM-R-DXX-VTR-01-H-TRP | Tube w/ cap | | | | |
| | | | 2314851 | 2314852 | 2314853 | 2314143 | | | | | |
| | | | 2MM-R-DXX-VTR-01-T-TBP | 2MM-R-DXX-VTR-01-F-TBP | 2MM-R-DXX-VTR-01-M-TBP | 2MM-R-DXX-VTR-01-H-TBP | | | | | |
| | | 0.110" [2.8mm] | 2307821 | 2307824 | 2307827 | 2307830 | T&R w/ cap | | | | |
| | | | 2MM-R-DXX-VTR-02-T-TRP | 2MM-R-DXX-VTR-02-F-TRP | 2MM-R-DXX-VTR-02-M-TRP | 2MM-R-DXX-VTR-02-H-TRP | Tube w/ cap | | | | |
| | | | 2314863 | 2314864 | 2314865 | 2314866 | | | | | |
| | | | 2MM-R-DXX-VTR-02-T-TBP | 2MM-R-DXX-VTR-02-F-TBP | 2MM-R-DXX-VTR-02-M-TBP | 2MM-R-DXX-VTR-02-H-TBP | | | | | |
| | | | 2314859 | 2314860 | 2314861 | 2314862 | Tube w/o cap | | | | |
| | | | 2MM-R-DXX-VTR-02-T-TB | 2MM-R-DXX-VTR-02-F-TB | 2MM-R-DXX-VTR-02-M-TB | 2MM-R-DXX-VTR-02-H-TB | | | | | |
| | | 0.134" [3.4mm] | 2307822 | 2307825 | 2307828 | 2307831 | Tube w/o cap | | | | |
| | | | 2MM-R-DXX-VTR-03-T-TB | 2MM-R-DXX-VTR-03-F-TB | 2MM-R-DXX-VTR-03-M-TB | 2MM-R-DXX-VTR-03-H-TB | | | | | |
| | | Vertical Surface Mount  | 2307816 | - | 2307816 | 2307817 | 2307818 | | 2307819 | T&R w/ cap | 4-50 |
| | | | | | 2MM-R-DXX-VS-00-T-TRP | 2MM-R-DXX-VS-00-F-TRP | 2MM-R-DXX-VS-00-M-TRP | | 2MM-R-DXX-VS-00-H-TRP | | |
| 2314843 | 2314844 | | | | 2314845 | 2314846 | Tube w/ cap | | | | |
| 2MM-R-DXX-VS-00-T-TBP | 2MM-R-DXX-VS-00-F-TBP | | | | 2MM-R-DXX-VS-00-M-TBP | 2MM-R-DXX-VS-00-H-TBP | | | | | |
| Horizontal Through Hole  | 2307712 | 0.083" [2.1mm] | 2307712 | 2307715 | 2307718 | 2307721 | T&R w/o cap | 4-50 | | | |
| | | | 2MM-R-DXX-HT-01-T-TR | 2MM-R-DXX-HT-01-F-TR | 2MM-R-DXX-HT-01-M-TR | 2MM-R-DXX-HT-01-H-TR | Tube w/o cap | | | | |
| | | | 2314915 | 2314916 | 2314917 | 2314918 | | | | | |
| | | | 2MM-R-DXX-HT-01-T-TB | 2MM-R-DXX-HT-01-F-TB | 2MM-R-DXX-HT-01-M-TB | 2MM-R-DXX-HT-01-H-TB | | | | | |
| | | 0.110" [2.8mm] | 2314923 | 2314924 | 2314925 | 2314926 | T&R w/o cap | | | | |
| | | | 2MM-R-DXX-HT-02-T-TR | 2MM-R-DXX-HT-02-F-TR | 2MM-R-DXX-HT-02-M-TR | 2MM-R-DXX-HT-02-H-TR | Tube w/o cap | | | | |
| | | | 2307713 | 2307716 | 2307719 | 2307722 | | | | | |
| | | 0.134" [3.4mm] | 2MM-R-DXX-HT-02-T-TB | 2MM-R-DXX-HT-02-F-TB | 2MM-R-DXX-HT-02-M-TB | 2MM-R-DXX-HT-02-H-TB | | | | | |
| | | | 2307714 | 2307717 | 2307720 | 2307723 | Tube w/o cap | | | | |
| | | | 2MM-R-DXX-HT-03-T-TB | 2MM-R-DXX-HT-03-F-TB | 2MM-R-DXX-HT-03-M-TB | 2MM-R-DXX-HT-03-H-TB | | | | | |
| Horizontal Surface Mount  | 2307728 | - | 2307728 | 2307729 | 2307730 | 2307731 | T&R w/o cap | 4-50 | | | |
| | | | 2MM-R-DXX-HS-00-T-TR | 2MM-R-DXX-HS-00-F-TR | 2MM-R-DXX-HS-00-M-TR | 2MM-R-DXX-HS-00-H-TR | | | | | |
| | | | 2314939 | 2314940 | 2314941 | 2314942 | Tube w/o cap | | | | |
| | | | 2MM-R-DXX-HS-00-T-TB | 2MM-R-DXX-HS-00-F-TB | 2MM-R-DXX-HS-00-M-TB | 2MM-R-DXX-HS-00-H-TB | | | | | |

AMPMODU 2 MM INTERCONNECTION SYSTEM

BOARD RECEPTACLES

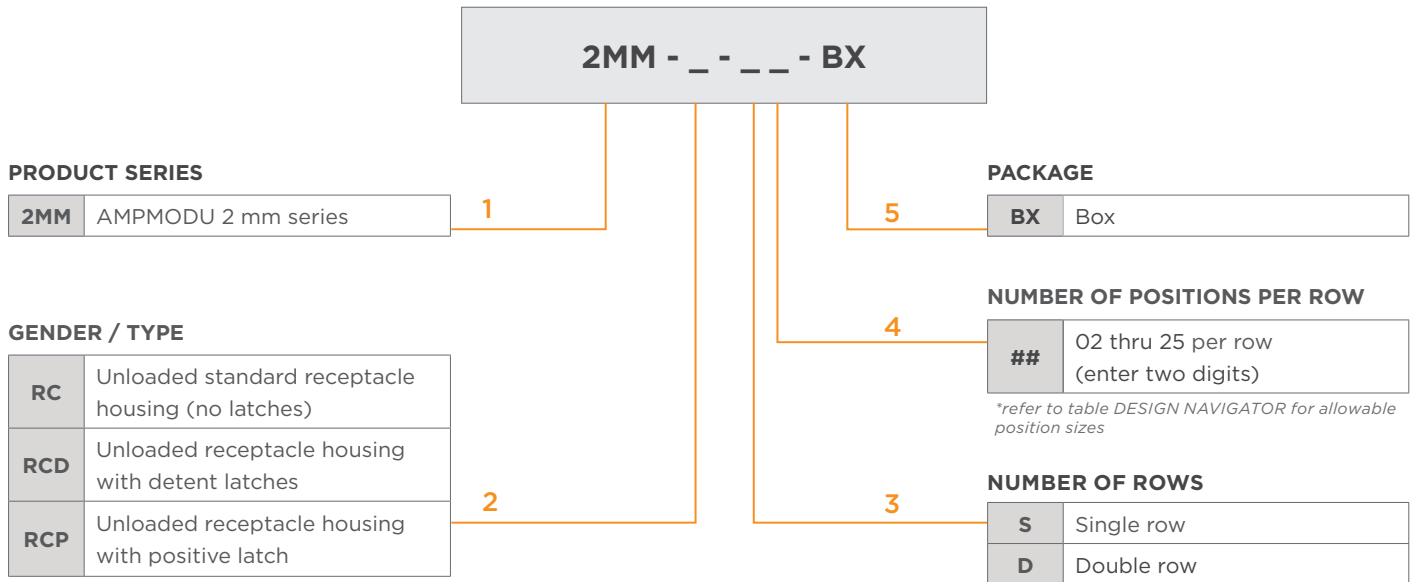
MATEABLE PARTS

| Board Receptacles | B-t-B Orientation | Mateable Headers | | |
|---|--|---|--|------------------|
| <p>Vertical Orientation</p> <p>2MM - R - __ - VT</p>  <p>2MM - R - __ - VTR</p>  <p>2MM - R - __ - VS</p>  | <p>Parallel</p>  | <p>Vertical Breakaway Headers</p> <p>2MM - HB - __ - VT</p>  <p>2MM - HB - __ - VS</p>  | <p>Page 9-10</p> | |
| | <p>Parallel</p>  | <p>Vertical Shrouded Headers w/ Detent Latches</p> <p>2MM - HSD - __ - VT</p>  <p>2MM - HSD - __ - VS</p>  | <p>Page 11-12</p> | |
| | <p>Perpendicular</p>  | <p>Horizontal Breakaway Headers</p> <p>2MM - HB - __ - HT</p>  | <p>Page 9-10</p> | |
| | <p>Perpendicular</p>  | <p>Horizontal Shrouded Headers w/ Detent Latches</p> <p>2MM - HSD - __ - HT</p>  | <p>Page 11-12</p> | |
| | <p>Horizontal Orientation</p> <p>2MM - R - __ - HT</p>  <p>2MM - R - __ - HS</p>  | <p>Perpendicular</p>  | <p>Vertical Breakaway Headers</p> <p>2MM - HB - __ - VT</p>  | <p>Page 9-10</p> |
| | | | <p>2MM - HB - __ - VS</p>  | |

AMPMODU 2 MM INTERCONNECTION SYSTEM

CRIMP SNAP-IN RECEPTACLES



SMART PART NUMBER DEFINITION



SMART PN EXAMPLES

- AMPMODU 2 mm, crimp receptacle with detent latches, double row, 16 positions (2 x 8), box: **2MM-RCD-D08-BX**

DESIGN NAVIGATOR


| Housing Style | Number of Rows | Number of Positions per Row | Packaging Method |
|-----------------------|--|--------------------------------|------------------|
| Standard (no latches) | Single row  | 02 thru 25 | Box |
| | Double row  | 02 thru 25 per row | |
| With detent latches | Single row  | 07 thru 16 | |
| | Double row  | 07 thru 16, 20, 22, 25 per row | |
| With positive latch | Single row  | 03 thru 16 | |
| | Double row  | 03 thru 16 per row | |

* Tube packaging is available upon request.

AMPMODU 2 MM INTERCONNECTION SYSTEM

CRIMP SNAP-IN RECEPTACLES

RECEPTACLE CONTACT



2MM - RT - _ - _ - _

PRODUCT SERIES

| | |
|------------|---------------------|
| 2MM | AMPMODU 2 mm series |
|------------|---------------------|

GENDER / TYPE

| | |
|-----------|--------------------------|
| RT | Receptacle crimp contact |
|-----------|--------------------------|

WIRE SIZE

| | |
|----------|--|
| S | AWG 30-28 [0.05 - 0.08 mm ²] |
| M | AWG 28-24 [0.08 - 0.22 mm ²] |

PACKAGING

| | |
|-----------|---------------------------|
| ST | Strip form (30K pcs/reel) |
| LP | Loose piece |

PLATING

| | |
|----------|---------------------------------|
| T | Tin |
| F | 4 μ" [0.1 μm] gold (gold flash) |
| M | 15 μ" [0.38 μm] gold |
| H | 30 μ" [0.76 μm] gold |

SMART PN EXAMPLES

- AMPMODU 2 mm, crimp receptacle contact, AWG 30 - 28, tin, 30kpcs/reel: **2MM-RT-S-T-ST**




APPLICATION TOOLING

| Tooling | Images | Contact Package | Contact AWG 30-28 | Contact AWG 28-24 |
|------------------|--------|--|----------------------------------|----------------------------------|
| Hand tool | | Loose Piece (LP) | <u>2326270-1</u> | <u>2326267-1</u> |
| Ocean applicator | | 30k pcs per/reel (ST) | Upon request | Upon request |
| Extraction tool | | <u>9-1579028-8</u> <i>Suitable for all receptacles - to disengage locking lance from front window.</i> | | |
| | | <u>843477-3</u> <i>Suitable for standard and detent latch receptacles only - to disengage locking lance from side, top or bottom windows.</i> | | |




AMPMODU 2 MM INTERCONNECTION SYSTEM

CRIMP SNAP-IN RECEPTACLES


SINGLE ROW

| Product Type | Drawing Number | Base Number | Available Positions |
|---|----------------|----------------|---------------------|
| Standard (no latches) | 2316102 | 2316102 | 2-25 |
|  | | 2MM-RC-SXX-BX | |
| With detent latches | 2316103 | 2316103 | 7-16 |
|  | | 2MM-RCD-SXX-BX | |
| With positive latch | 2316104 | 2316104 | 3-16 |
|  | | 2MM-RCP-SXX-BX | |

DOUBLE ROW

| Product Type | Drawing Number | Base Number | Available Positions |
|---|----------------|----------------|-----------------------|
| Standard (no latches) | 2316108 | 2316108 | 4-50 |
|  | | 2MM-RC-DXX-BX | |
| With detent latches | 2316109 | 2316109 | 14-32, 34, 40, 44, 50 |
|  | | 2MM-RCD-DXX-BX | |
| With positive latch | 2316110 | 2316110 | 6-32 |
|  | | 2MM-RCP-DXX-BX | |





















RECEPTACLE CONTACTS

| Wire Size | Product Image | Drawing Number | Plating | Packaging Method | |
|---|---|----------------|--------------------|------------------|---------------|
| | | | | 30Kpc Reel | Loose Piece |
| AWG 28-24 [0.08 - 0.22 mm ²] |  | 2316113 | Tin | 2-2316113-2 | 2-2316113-3 |
| | | | | 2MM-RT-M-T-ST | 2MM-RT-M-T-LP |
| | | | 4μ" [0.1μm] Gold | 3-2316113-3 | 3-2316113-4 |
| | | | | 2MM-RT-M-F-ST | 2MM-RT-M-F-LP |
| | | | 15μ" [0.38μm] Gold | 4-2316113-4 | 4-2316113-5 |
| | | | | 2MM-RT-M-M-ST | 2MM-RT-M-M-LP |
| AWG 30-28 [0.05 - 0.08 mm ²] | | 2316114 | Tin | 5-2316113-5 | 5-2316113-6 |
| | | | | 2MM-RT-M-H-ST | 2MM-RT-M-H-LP |
| | | | 4μ" [0.1μm] Gold | 2-2316114-2 | 2-2316114-3 |
| | | | | 2MM-RT-S-T-ST | 2MM-RT-S-T-LP |
| | | | 15μ" [0.38μm] Gold | 3-2316114-3 | 3-2316114-4 |
| | | | | 2MM-RT-S-F-ST | 2MM-RT-S-F-LP |
| 30μ" [0.76μm] Gold | 4-2316114-4 | 4-2316114-5 | | | |
| | 2MM-RT-S-M-ST | 2MM-RT-S-M-LP | | | |
| | | | 5-2316114-5 | 5-2316114-6 | |
| | | | 2MM-RT-S-H-ST | 2MM-RT-S-H-LP | |

AMPMODU 2 MM INTERCONNECTION SYSTEM

CRIMP SNAP-IN RECEPTACLES

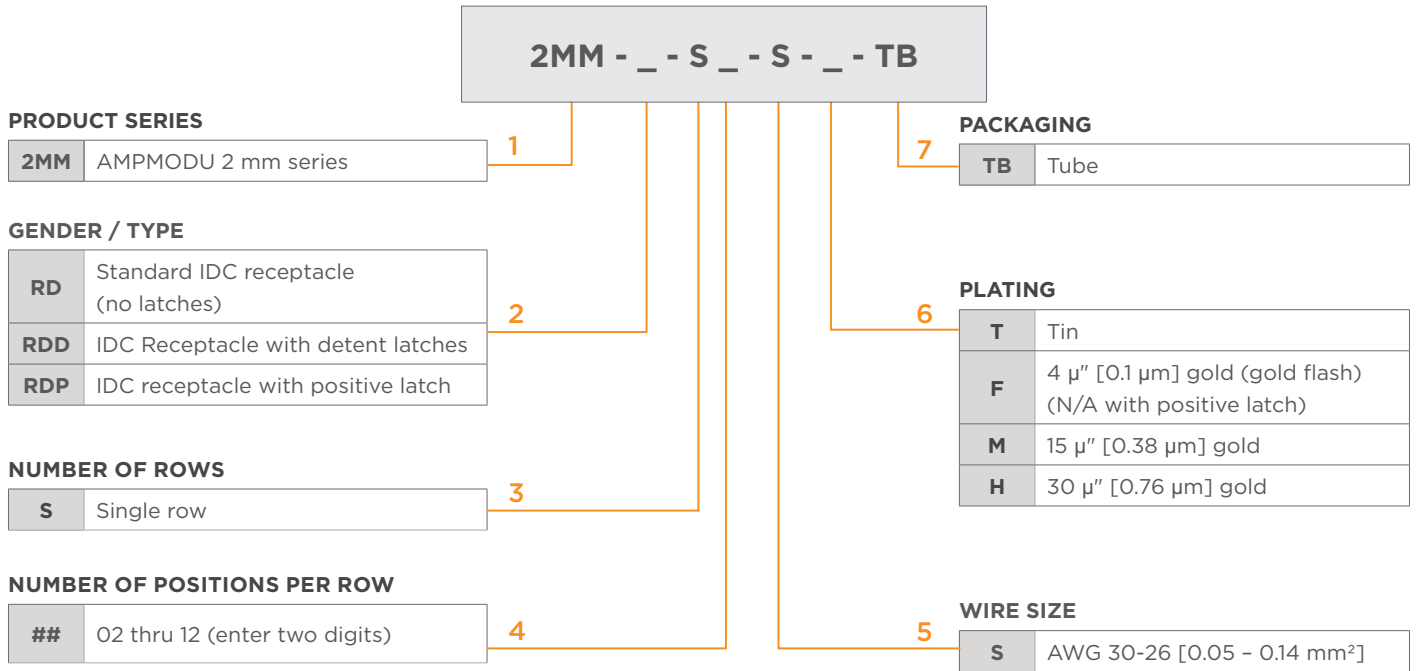
MATEABLE PARTS

| Wire Receptacles | W-t-B Orientation | Mateable Headers | | | |
|---|---|--|-----------|--|------------|
| Standard (No Latches) | | Vertical Breakaway Headers | Page 9-10 | Vertical Shrouded Headers w/ Detent Latches | Page 11-12 |
| 2MM - RC - __  |  | 2MM - HB - __ - VT  | | 2MM - HSD - __ - VT  | |
| | | 2MM - HB - __ - VS  | | 2MM - HSD - __ - VS  | |
| | | Horizontal Breakaway Headers | Page 9-10 | Horizontal Shrouded Headers w/ Detent Latches | Page 11-12 |
| 2MM - RCD - __  |  | 2MM - HB - __ - HT  | | 2MM - HSD - __ - HT  | |
| w/ Detent Latches | | Vertical Shrouded Headers w/ Detent Latches | | Page 11-12 | |
| 2MM - RCP - __  |  | 2MM - HSD - __ - VT  | | | |
| | | 2MM - HSD - __ - VS  | | | |
| w/ Positive Latch | | Horizontal Shrouded Headers w/ Detent Latches | | Page 11-12 | |
| 2MM - RCP - __  |  | 2MM - HSD - __ - HT  | | | |
| | | Vertical Shrouded Headers w/ Positive Latch | | Page 13-14 | |
| | | 2MM - HSP - __ - VT  | | | |
| | | 2MM - HSP - __ - VS  | | | |
| | | Horizontal Shrouded Headers w/ Positive Latch | | Page 13-14 | |
| | | 2MM - HSP - __ - HT  | | | |

AMPMODU 2 MM INTERCONNECTION SYSTEM

INSULATION DISPLACEMENT CONTACT (IDC) RECEPTACLES

SMART PART NUMBER DEFINITION



*see table DESIGN NAVIGATOR for available positions

SMART PN EXAMPLES

- AMPMODU 2 mm, IDC receptacle with positive latch, single row, 7 positions (1 x 7), AWG 30 - 26, 30μ" [0.76 μm] gold, tube: **2MM-RDP-S07-S-H-TB**






RECEPTACLE HOUSINGS

| Type | Images | Wire size | Plating | Number of Positions |
|-----------------------|--------|---|----------------------|---------------------|
| Standard (no latches) | | AWG 30-26 [0.05 - 0.14 mm ²] | 30 μ" [0.76 μm] gold | 02 thru 12 |
| | | | 15 μ" [0.38 μm] gold | |
| | | | 4 μ" [0.1 μm] gold | |
| | | | Tin | |
| With detent latches | | AWG 30-26 [0.05 - 0.14 mm ²] | 30 μ" [0.76 μm] gold | 07 thru 12 |
| | | | 15 μ" [0.38 μm] gold | |
| | | | 4 μ" [0.1 μm] gold | |
| | | | Tin | |
| With positive latch | | AWG 30-26 [0.05 - 0.14 mm ²] | 30 μ" [0.76 μm] gold | 03 thru 12 |
| | | | 15 μ" [0.38 μm] gold | |
| | | | Tin | |

AMPMODU 2 MM INTERCONNECTION SYSTEM

INSULATION DISPLACEMENT CONTACT (IDC) RECEPTACLES

APPLICATION TOOLING

| Tooling | Images | TE Part Number |
|----------------------------|---|--|
| Terminating head* |  | <u>2326300-1</u> |
| Pistol grip manual handle* |  | <u>58074-1</u> |
| Pneumatic handle* |  | <u>58075-1</u> |
| Extraction tool |  | <u>9-1579028-8</u> <i>Suitable for all receptacles - to disengage locking lance from front window.</i> |
| |  | <u>843477-3</u> <i>Suitable for standard and detent latch receptacles only - to disengage locking lance from side, top or bottom windows.</i> |

*Terminating head needs to be used with the manual or pneumatic handle.

AMPMODU 2 MM INTERCONNECTION SYSTEM



















INSULATION DISPLACEMENT CONTACT (IDC) RECEPTACLES

| Product Type | Drawing Number | Wire Size | Plating | Base Number | Available Positions |
|--|----------------|--|--------------------|--------------------------------|--------------------------------------|
| Standard (no latches)  | 2317222 | AWG 30-26 [0.05 - 0.14 mm ²] | 30µ" [0.76µm] Gold | 2317206 2MM-RD-SXX-S-H-TB | 2, 3, 4, 5, 6 7, 8, 9, 10, 11, 12 |
| | | | 15µ" [0.38µm] Gold | 2317205 2MM-RD-SXX-S-M-TB | |
| | | | 4µ" [0.1µm] Gold | 2317204 2MM-RD-SXX-S-F-TB | |
| | | | Tin | 2317222 2MM-RD-SXX-S-T-TB | |
| With detent latches  | 2317223 | AWG 30-26 [0.05 - 0.14 mm ²] | 30µ" [0.76µm] Gold | 2317209 2MM-RDD-SXX-S-H-TB | 7, 8, 9, 10, 11, 12 |
| | | | 15µ" [0.38µm] Gold | 2317208 2MM-RDD-SXX-S-M-TB | |
| | | | 4µ" [0.1µm] Gold | 2317207 2MM-RDD-SXX-S-F-TB | |
| | | | Tin | 2317223 2MM-RDD-SXX-S-T-TB | |
| With positive latch  | 2317224 | AWG 30-26 [0.05 - 0.14 mm ²] | 30µ" [0.76µm] Gold | 2317212 2MM-RDP-SXX-S-H-TB | 3, 4, 5, 6 7, 8, 9, 10, 11, 12 |
| | | | 15µ" [0.38µm] Gold | 2317211 2MM-RDP-SXX-S-M-TB | |
| | | | 4µ" [0.1µm] Gold | Up on request Up on request | |
| | | | Tin | 2317224 2MM-RDP-SXX-S-T-TB | |

AMPMODU 2 MM INTERCONNECTION SYSTEM

INSULATION DISPLACEMENT CONTACT (IDC) RECEPTACLES

MATEABLE PARTS Single row Only

| Wire Receptacles | W-t-B Orientation | Mateable Headers | | | |
|---|---|--|--|--|--|
| Standard (No Latches) |  | Vertical Breakaway Headers Page 9-10 | Page 9-10 | Vertical Shrouded Headers w/ Detent Latches Page 11-12 | Page 11-12 |
| 2MM - RD - __  | | 2MM - HB - __ - VT  | 2MM - HB - __ - VS  | 2MM - HSD - __ - VT  | 2MM - HSD - __ - VS  |
| |  | Horizontal Breakaway Headers Page 9-10 | Page 9-10 | Horizontal Shrouded Headers w/ Detent Latches Page 11-12 | Page 11-12 |
| | | 2MM - HB - __ - HT  | 2MM - HSD - __ - HT  | | |
| w/ Detent Latches |  | Vertical Shrouded Headers w/ Detent Latches Page 11-12 | | Page 11-12 | |
| 2MM - RDD - __  | | 2MM - HSD - __ - VT  | 2MM - HSD - __ - VS  | | |
| |  | Horizontal Shrouded Headers w/ Detent Latches Page 11-12 | | Page 11-12 | |
| | | 2MM - HSD - __ - HT  | | | |
| w/ Positive Latch |  | Vertical Shrouded Headers w/ Positive Latch Page 13-14 | | Page 13-14 | |
| 2MM - RDP - __  | | 2MM - HSP - __ - VT  | 2MM - HSP - __ - VS  | | |
| |  | Horizontal Shrouded Headers w/ Positive Latch Page 13-14 | | Page 13-14 | |
| | | 2MM - HSP - __ - HT  | | | |

AMPMODU 2 MM INTERCONNECTION SYSTEM

[te.com](https://www.te.com)

© 2023 TE Connectivity. All Rights Reserved.

AMPMODU, TE Connectivity, TE connectivity (logo) and EVERY CONNECTION COUNTS are trademarks owned or licensed by TE Connectivity. All other logos, products and/or company names referred to herein might be trademarks of their respective owners.

While TE has made every reasonable effort to ensure the accuracy of the information in this brochure, TE does not guarantee that it is error-free, nor does TE make any other representation, warranty or guarantee that the information is accurate, correct, reliable or current. TE reserves the right to make any adjustments to the information contained herein at any time without notice. TE expressly disclaims all implied warranties regarding the information contained herein, including, but not limited to, any implied warranties of merchantability or fitness for a particular purpose. The dimensions in this catalog are for reference purposes only and are subject to change without notice. Specifications are subject to change without notice. Consult TE for the latest dimensions and design specifications.

08/23 VL

Mouser Electronics

Authorized Distributor

Click to View Pricing, Inventory, Delivery & Lifecycle Information:

[TE Connectivity:](#)

[1-2823369-0](#)