

## AMPMODU 2 mm SHROUDED HEADERS

TE Connectivity's (TE) AMPMODU 2 mm Shrouded Headers can be used in a wide range of applications requiring a reliable signal transfer. Our shrouded headers come in a single and double row configurations, and are available in vertical and right-angle orientations. Options include both through-hole and surface mount terminations. These 2 mm headers occupy 38 percent less space on a PCB than the standard 2.54 mm [0.100"] centerline, allowing customers to build more functionality onto their boards. Housings are molded in a high-temp thermoplastic that is resistant to reflow soldering temperatures. For applications requiring latching, customers can select headers with detent latches or a positive latch. Our headers are available in variants suitable for automated surface mounting, through-hole-reflow and traditional through-hole mounting onto boards, enabling customers to choose from a wide range of options for PCB assembly.

### KEY BENEFITS

- 38% space saving on a PCB board compared to 2.54 mm [0.100"] centerline, allowing for extended functionality
- Polarization feature supports correct mating
- Efficient and cost-effective application on boards with automated surface mounting and through-hole-reflow manufacturing
- Detent and positive latches supports secure mating in vibration environments
- Intermateable solution with other major brand receptacles

## AMPMODU 2 mm SHROUDED HEADERS

---

### APPLICATIONS

- PLC / IO devices
- Servo drives
- Material handling equipment
- Building and home automation
- Industrial controls
- Robotics
- Instrumentation and test equipment

### ELECTRICAL

- **Current Rating:** 2A (max.)
- **Dielectric Withstanding Voltage:** 650 VAC
- **Operating Voltage:** 125VDC or 125VAC RMS

### MECHANICAL

- **Operating Temperature:** -40°C to 105°C (tin plated)  
-40°C to 125°C (gold plated)
- **Solderability:** Reflow capable up to 260°C
- **Vibration:** No electrical discontinuity greater than 1 microsecond

### MATERIALS

- **Plating:** 30 μ" [0.76 μm] gold  
15 μ" [0.38 μm] gold  
4 μ" [0.1 μm] gold flash  
Tin
- **Contact Material:** Phosphor bronze
- **Housing Material:** High-temperature plastic (LCP), black
- **Environmental:** UL94 V0, low halogen  
Operating environment class III

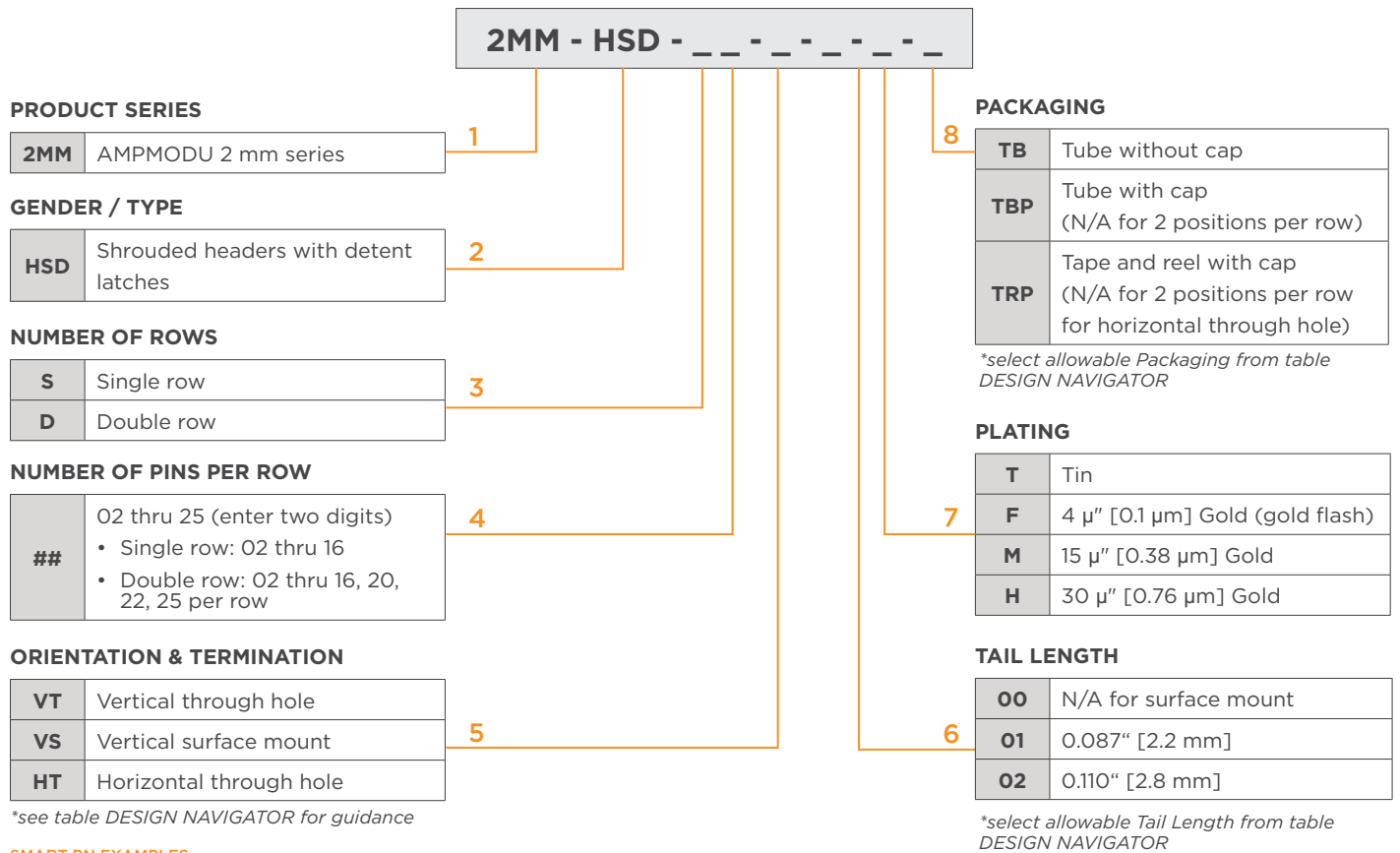
### SPECIFICATIONS

- **Product Specification:** [108-64040](#)
- **Application Specification:** [114-64040](#)
- RoHS & REACH compliant
- UL approval pending
- VDE Approval

# AMPMODU 2 mm SHROUDED HEADERS

## SMART PART NUMBER DEFINITION




### 1) HEADERS WITH DETENT LATCHES



#### SMART PN EXAMPLES

- AMPMODU 2 mm, shrouded header with detent latches, single row, 8 positions (1 x 8), horizontal through hole, 2.8 mm tail length, 15μ" [0.38μm] gold, tube without cap: **2MM-HSD-S08-HT-02-M-TB**

## DESIGN NAVIGATOR

Orientation & Termination		Tail Length		Packaging
VT		01	0.087" [2.2 mm]	TB
				TBP
				TRP
		02	0.110" [2.8 mm]	TB
				TBP
				TRP
VS		00	-	TRP
				TBP
HT		01	0.087" [2.2 mm]	TB
				TBP
				TRP
		02	0.110" [2.8 mm]	TB
				TBP
				TRP

# AMPMODU 2 mm SHROUDED HEADERS

## 2) HEADERS WITH POSITIVE LATCH

2MM - HSP - \_ \_ - \_ - \_ - \_ - \_

1

2

3

4

5

6

7

8

PRODUCT SERIES

2MM

AMPMODU 2 mm series

GENDER / TYPE

HSP

Shrouded headers with positive latch

NUMBER OF ROWS

S

Single row

D

Double row

NUMBER OF PINS PER ROW

##

03 thru 16 per row (enter two digits)

ORIENTATION & TERMINATION

VT

Vertical through hole

VS

Vertical surface mount

HT

Horizontal through hole

PACKAGING

TB

Tube without cap

TBP

Tube with cap

TR

Tape and reel without cap

TRP

Tape and reel with cap

\*select allowable Packaging from table DESIGN NAVIGATOR

PLATING

T

Tin

M

15 μ" [0.38 μm] Gold

H

30 μ" [0.76 μm] Gold

TAIL LENGTH

00

N/A for surface mount

01

0.087" [2.2 mm]

02

0.110" [2.8 mm]

\*select allowable Tail Length from table DESIGN NAVIGATOR

SMART PN EXAMPLES

• AMPMODU 2 mm, shrouded header with positive latch, double row, 16 positions (2 x 8), vertical through hole, 2.2 mm tail length, 30μ" [0.76μm] gold, tube without cap: 2MM-HSP-D08-VT-01-H-TB

## DESIGN NAVIGATOR

Orientation & Termination		Tail Length		Packaging
VT		01	0.087" [2.2 mm]	TB
				TBP
				TRP
		02	0.110" [2.8 mm]	TB
VS		00	-	TBP
				TRP
				TRP
		01	0.087" [2.2 mm]	TB
HT		02	0.110" [2.8 mm]	TR
				TB
				TR
		01	0.087" [2.2 mm]	TB

INDUSTRIAL / AMPMODU 2 mm SHROUDED HEADERS

PAGE 4

## AMPMODU 2 mm SHROUDED HEADERS

---

**te.com**

© 2023 TE Connectivity. All Rights Reserved.

AMPMODU, TE Connectivity, TE connectivity (logo) and EVERY CONNECTION COUNTS are trademarks owned or licensed by TE Connectivity. All other logos, products and/or company names referred to herein might be trademarks of their respective owners.

While TE has made every reasonable effort to ensure the accuracy of the information in this brochure, TE does not guarantee that it is error-free, nor does TE make any other representation, warranty or guarantee that the information is accurate, correct, reliable or current. TE reserves the right to make any adjustments to the information contained herein at any time without notice. TE expressly disclaims all implied warranties regarding the information contained herein, including, but not limited to, any implied warranties of merchantability or fitness for a particular purpose. The dimensions in this catalog are for reference purposes only and are subject to change without notice. Specifications are subject to change without notice. Consult TE for the latest dimensions and design specifications.

08/23 VL

# Mouser Electronics

Authorized Distributor

Click to View Pricing, Inventory, Delivery & Lifecycle Information:

[TE Connectivity:](#)

[2MM-HSD-S02-VS-00-F-TRP](#)