

## 2400 –2483.5 & 5150 –5875 MHz Dual Band Antenna

(802.11 a/b/g/n, includes frequencies of Bluetooth, ZigBee, and Wi-Fi products)


**Part Number: 1513472-5**

### Product Facts

- Universal antenna module assembly.
- RoHS compliant

### Recommendations

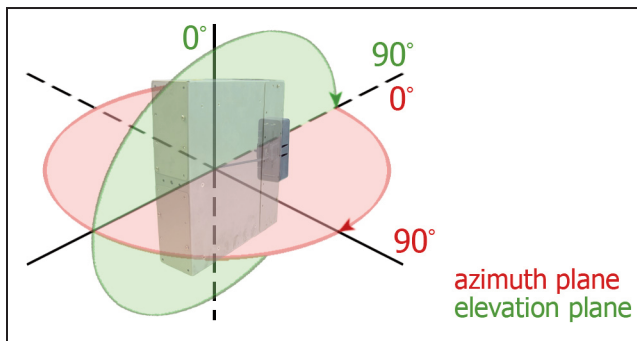
- Antenna is to be mounted on a metal chassis.
- Panel thickness must be between .8mm and 1mm.
- Performance and bandwidth is dependant on chassis size.



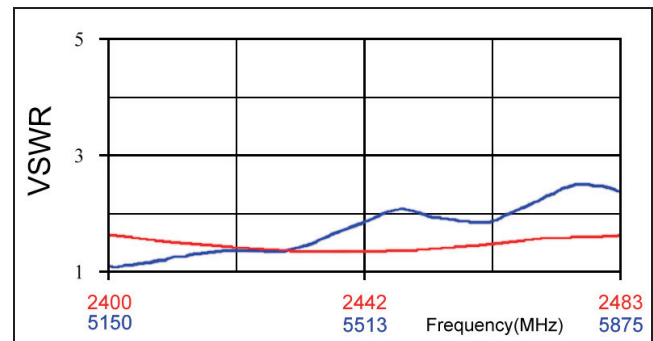
### Specifications

Frequency Range (MHz)	2400 –2483.5; 5150 –5875
Peak Gain	3 dBi
VSWR	<3.0:1
Polarization	Linear
Power Handling	10 Watt cw
Feed Point Impedance	50 Ohms unbalanced
Size	29.00 mm x 12.00 mm x 10.00mm
Weight	< 5.5 g.
Mounting	Universal Antenna Module
Keep Out Area	See diagram on page 2
Cable / Connector	360 mm length. 1.13 mm dia. with U.FI connector
Note	Data shown was taken on a nominal size metal chassis

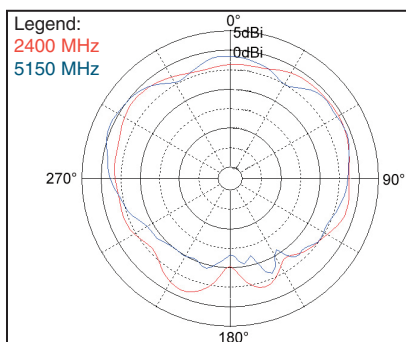
### Test Orientation in Free Space



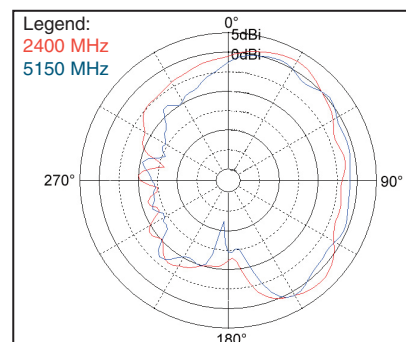
### VSWR



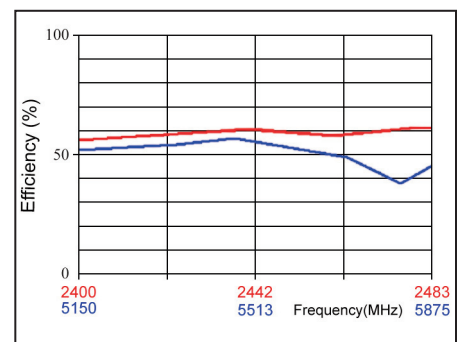
### Azimuth



### Elevation



### Efficiency

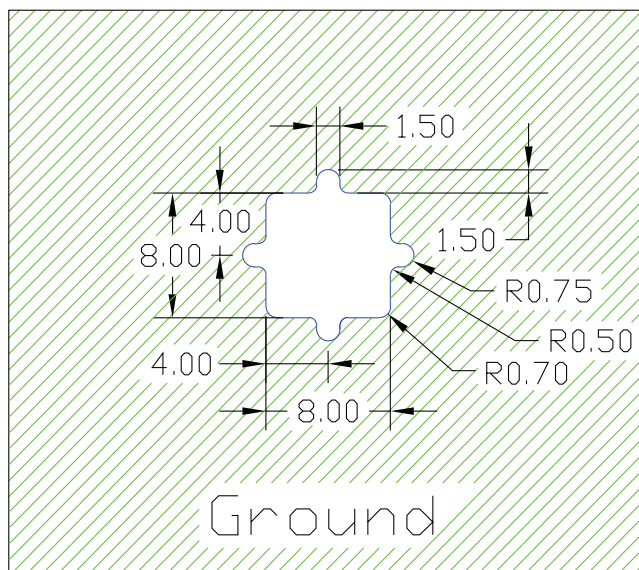


## 2400 –2483.5 & 5150 –5875 MHz Dual Band Antenna (802.11 a/b/g/n, includes frequencies of Bluetooth, ZigBee, and Wi-Fi products)

**Part Number: 1513472-5**

### Mounting Guide

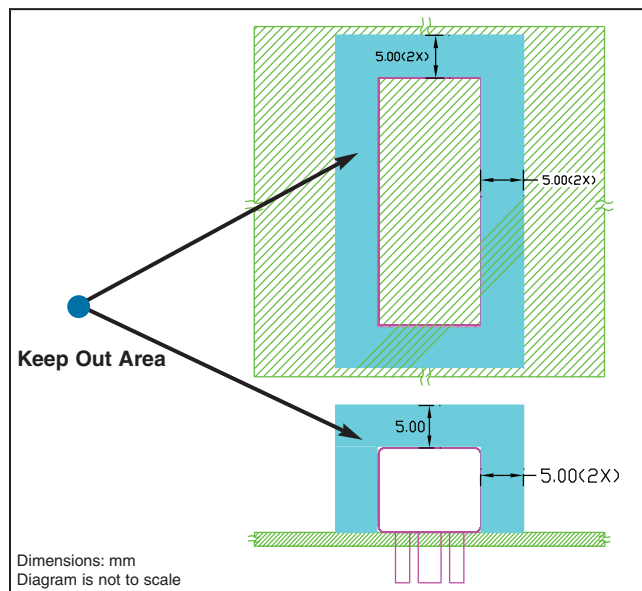
NOTE:  
Panel thickness must be between  
0.8 mm and 1 mm.



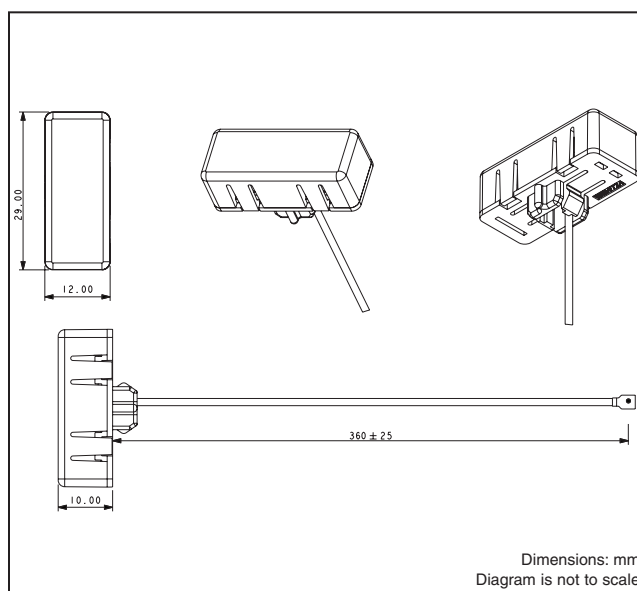
- NOTES: 1. Antenna must be mounted on a metal chassis.  
2. For more information please call TE.

Dimensions: mm  
Diagram is not to scale

### Keep Out Area



### Approx. Dimensions



© 2011 Tyco Electronics Corporation. All Rights Reserved.

4-1773459-0-CIS-PDF-03-11

TE (logo) and TE Connectivity are trademarks of the TE Connectivity group of companies and its licensors.

Other logos, product and Company names mentioned herein may be trademarks of their respective owners.

ZigBee is a trademark of ZigBee Alliance.

Bluetooth is a trademark of Bluetooth SIG, Inc.

"Wi-Fi" is a trademark of Wi-Fi Alliance.

While TE has made every reasonable effort to ensure the accuracy of the information in this catalog, TE does not guarantee that it is error-free, nor does TE make any other representation, warranty or guarantee that the information is accurate, correct, reliable or current. TE reserves the right to make any adjustments to the information contained herein at any time without notice. TE expressly disclaims all implied warranties regarding the information contained herein, including, but not limited to, any implied warranties of merchantability or fitness for a particular purpose. The dimensions in this catalog are for reference purposes only and are subject to change without notice. Specifications are subject to change without notice.

Consult TE for the latest dimensions and design specifications.

9565 Soquel Drive  
Aptos, CA 95003  
(+ 831) 662-1174  
<http://www.antenna.te.com>

# Mouser Electronics

Authorized Distributor

Click to View Pricing, Inventory, Delivery & Lifecycle Information:

[TE Connectivity:](#)

[2-1513472-5](#)