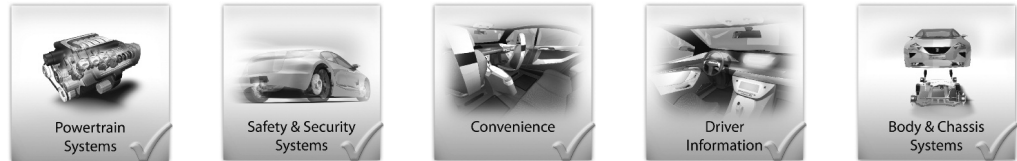



Introduction



.040 MULTILOCK Connectors are Wire-to-Wire and Wire-to-Board Connectors widely used for Automotive Applications.



Features

- Contacts are spaced at 2.5 mm centerline.
- Connectors are easy to handle.
- Connectors are consisted of plug housings, receptacle contacts for wire termination, and cap housing assemblies for horizontal and vertical mountings on PC boards.
- The contacting point of a receptacle contact is designed to be protected.
- The plug housings are provided with double-lock mechanism integrated into the body which ensures complete contact insertions into housings.
- The cap housing assemblies of 36, 48, 64 Positions of horizontal board mounting types are also available with hybrid styles to accept signal circuits with .040 series and power circuits with .070.

Application Specifications:

114-5108 (.040 Tab Contact)
114-5094 (.040 Rec. Contact)
114-5162 (.040 Rec. Contact)
114-5109 (.070 Rec. Contact)
114-5156 (.070 Rec. Contact)

Product Specifications:

108-5244 (Wire to Board)
108-5352 (Wire to Wire)
108-5471 (Wire to Wire, 14 Pos.)

Instruction Sheet:

411-5883

Available No. of Positions for

Wire-to-Wire Applications:

2, 4, 12, 14, 20

Wire-to-Board Applications:

8, 12, 14, 16, 20, 28, 36, 48, 64

Receptacle Contacts (for Plug Housing)

Technical Features

Contact Material:

Copper Alloy

Contact Finishes:

Pre-tin plated

Selective gold plated

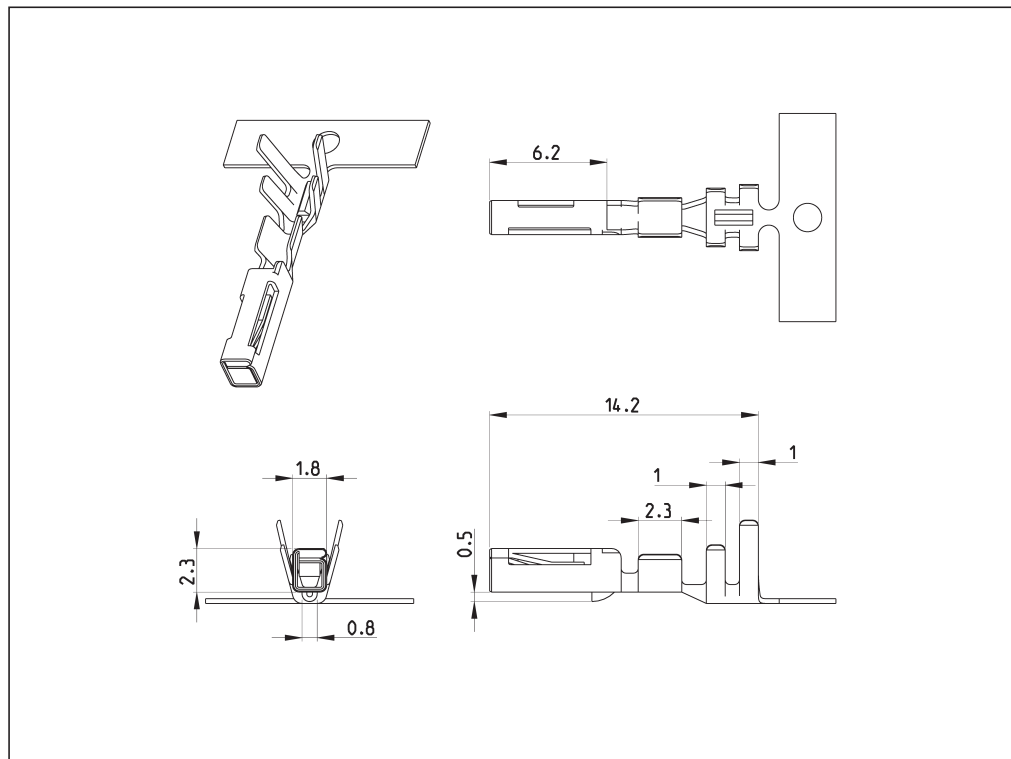
Application Specifications:

114-5094

114-5162

Instruction Sheet:

408-8547-1



Wire Size Range		Wire Insulation Diameter (mm)	Finish	Part Numbers		
(mm ²)	(AWG)			Strip Form	Loose-Piece	Hand Tool
0.3–0.5	22–20*	1.1–1.6	Copper Alloy, pre-tinned	175180-1	–	–
			Copper Alloy, selective gold	175180-2	–	
		1.8–2.0	Copper Alloy, pre-tinned	173681-1	175062-1	91577-1
			Copper Alloy, selective gold	173681-2	175062-2	

*) 040 Series for signal circuit. **(Extraction Tool:** Part No. 755430-1 (IS-288J)

Note: All Part Numbers are RoHS and ELV compliant.

Tab Contacts (for Cap Housing) Wire-to-Wire

Technical Features

Contact Material:

Brass

Contact Finishes:

Pre-tin plated

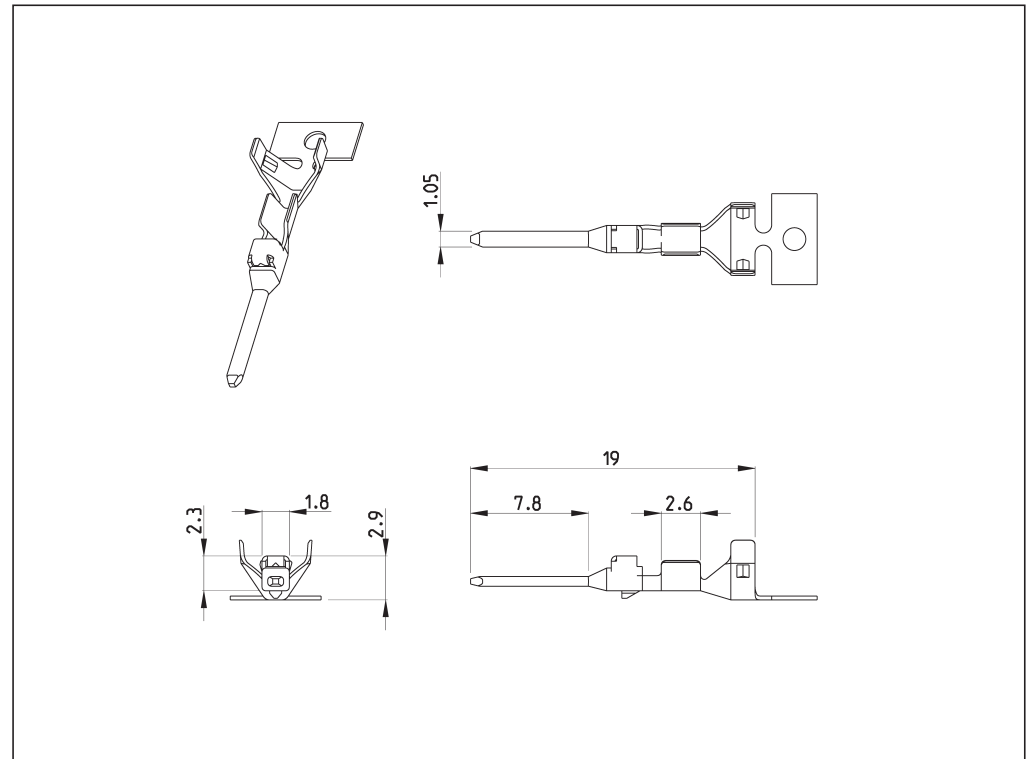
Selective gold plated

Application Specification:

114-5108

Instruction Sheet:

408-8547-1



Wire Size Range		Wire Insulation Diameter (mm)	Finish	Part Numbers		
(mm ²)	(AWG)			Strip Form	Loose-Piece	Hand Tool
0.3–0.5	22–20	0.3–0.5	Pre-tin plated	173682-1	175063-1	91577-1
			Selective gold plated	2098032-3	175063-1	

Note: All Part Numbers are RoHS and ELV compliant.

.070 Receptacle Contacts (for 16 Position Plug, 174147-2)

Technical Features

Contact Material:

Copper Alloy

Contact Finishes:

Pre-tin plated

Selective gold plated

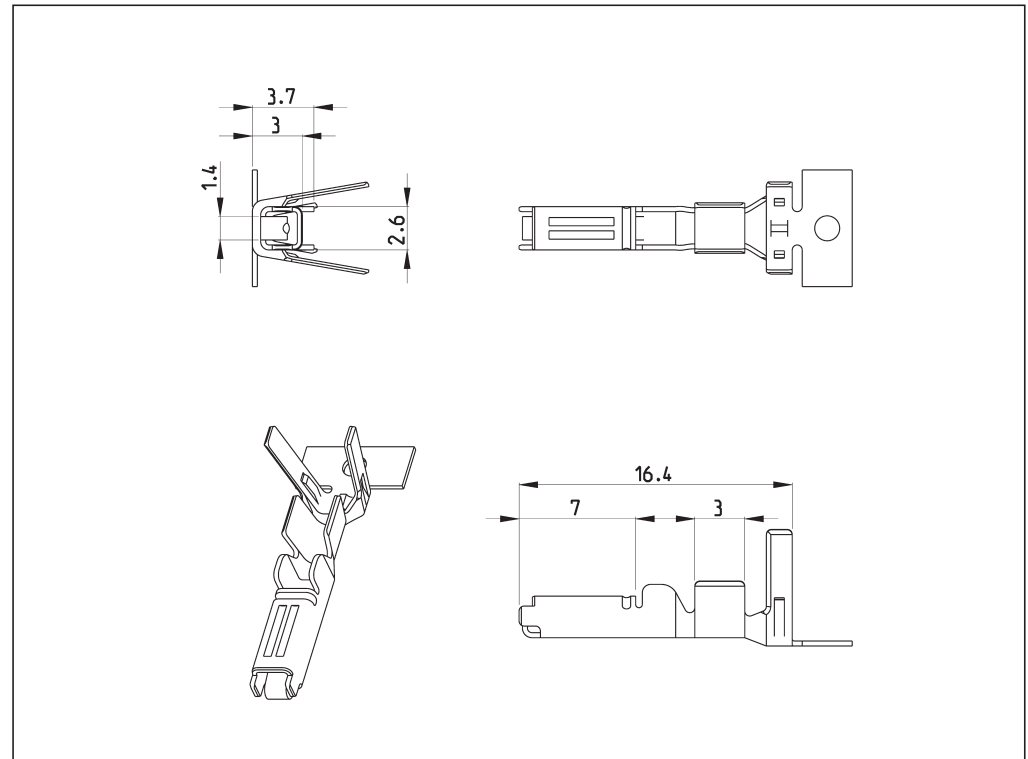
Application Specifications:

114-5109

114-5156

Instruction Sheet:

411-5422



Wire Size Range		Wire Insulation Diameter (mm)	Finish	Part Numbers		
(mm ²)	(AWG)			Strip Form	Loose-Piece	Hand Tool
0.5–2.0	20–14	2.2–2.9	Copper Alloy, pre-tinned	173708-1	175081-1	911771-1
			Copper Alloy, selective gold	173708-2	175081-2	
0.50–1.25	20–16	1.3–2.1	Copper Alloy, pre-tinned	175221-1	–	

Note: All Part Numbers are RoHS and ELV compliant.

Wire-to-Wire Applications

Technical Features

No. of Positions:

2 Positions

Applicable Wires:

- .040: 0.3–0.5 mm² (AWG 22–20)

Raw Material:

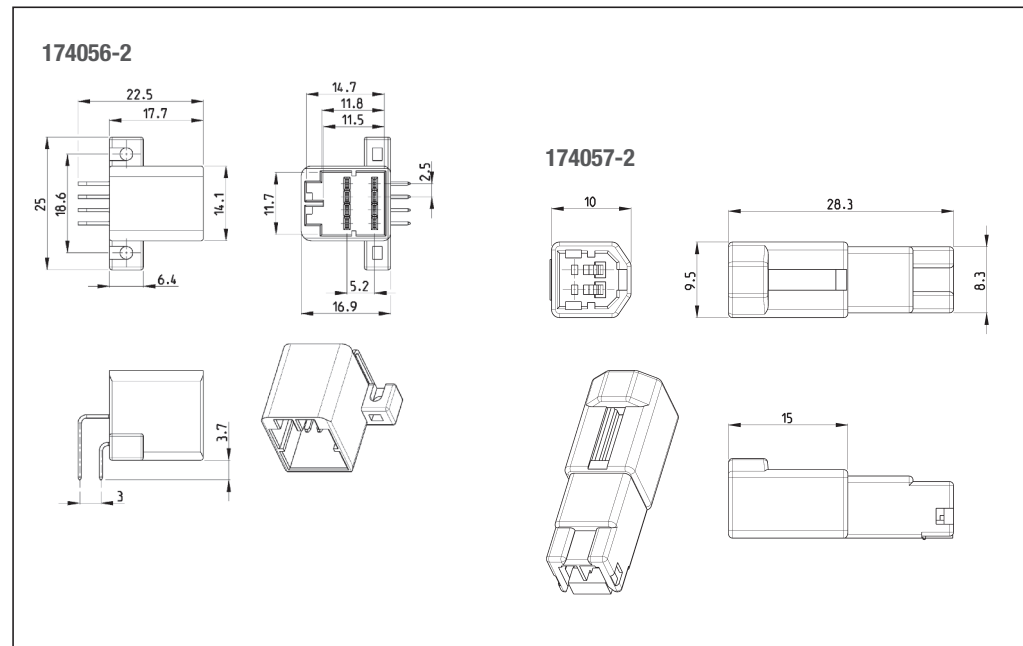
- Housing
- Cap: PBT
- Plug: PBT

Product Specification:

108-5352

Application Specifications:

- 114-5108 (040 tab contacts)
- 114-5094 (040 receptacle contacts)
- 114-5162 (040 receptacle contacts)



Technical Features

No. of Positions:

4 Positions

Applicable Wires:

- .040: 0.3–0.5 mm² (AWG 22–20)

Raw Material:

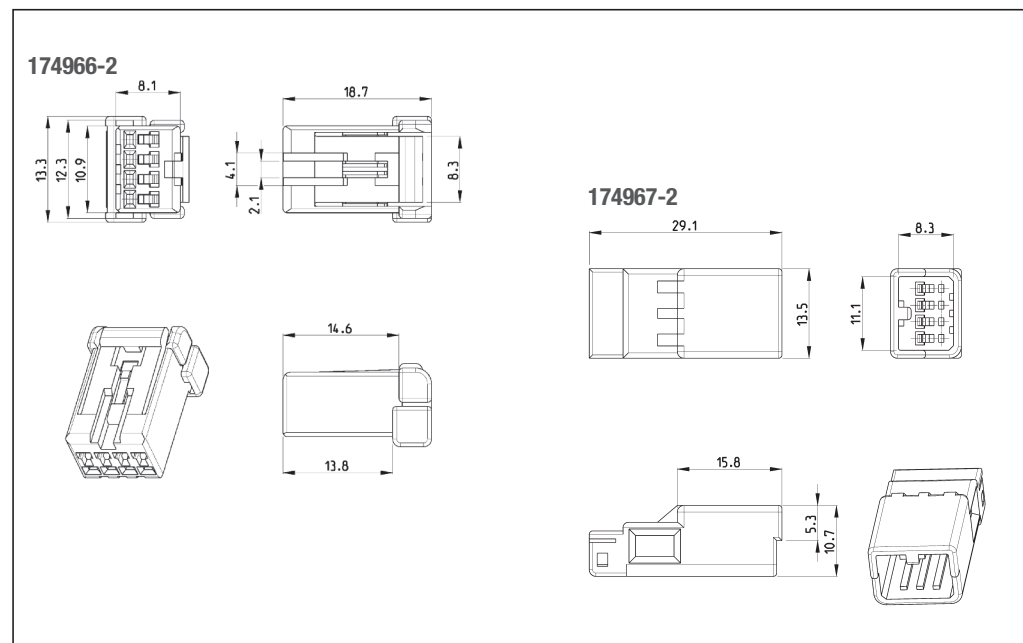
- Housing
- Cap: PBT
- Plug: PBT

Product Specification:

108-5352

Application Specifications:

- 114-5108 (040 tab contacts)
- 114-5094 (040 receptacle contacts)
- 114-5162 (040 receptacle contacts)



No. of Positions	Terminate To	Plug Assembly	Cap Housing	Cap Housing Horizontal Mount	Cap Housing Vertical Mount	Mating Plug
2	Wire	174056-2	174057-2			
4	Wire	174966-2	174967-2			

Note: All Part Numbers are RoHS and ELV compliant.

Wire-to-Wire Applications

Technical Features

No. of Positions:

6 Positions

Applicable Wires:

- .040: 0.3–0.5 mm² (AWG 22–20)

Raw Material:

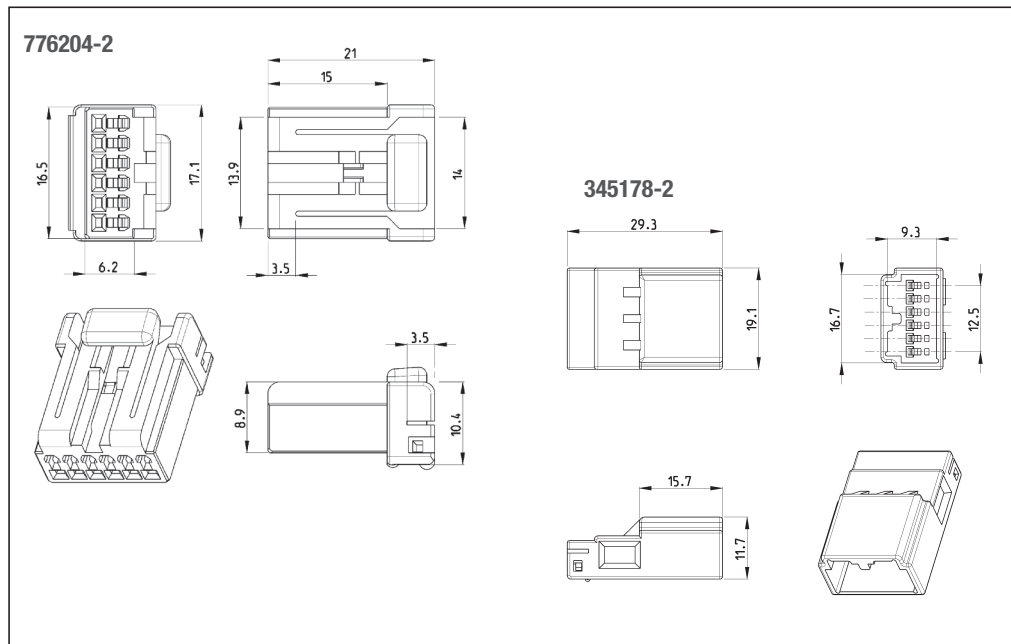
- Housing
- Cap: PBT
- Plug: PBT

Product Specification:

108-5352

Application Specifications:

- 114-5108 (040 tab contacts)
- 114-5094 (040 receptacle contacts)
- 114-5162 (040 receptacle contacts)



Technical Features

No. of Positions:

12 Positions

Applicable Wires:

- .040: 0.3–0.5 mm² (AWG 22–20)

Raw Material:

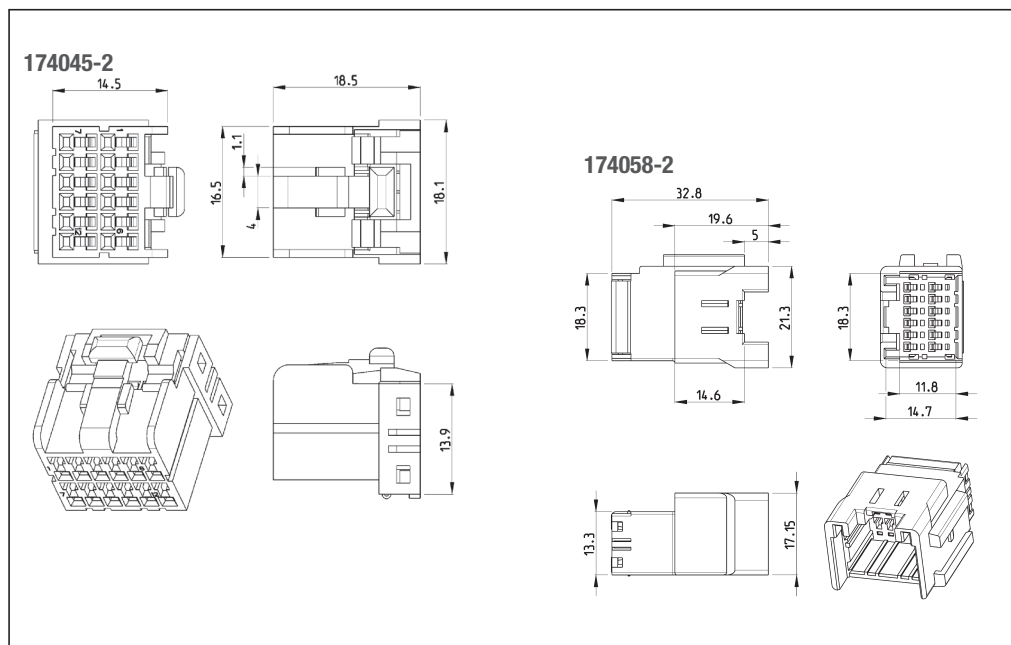
- Housing
- Cap: PBT
- Plug: PBT

Product Specification:

108-5352

Application Specifications:

- 114-5108 (040 tab contacts)
- 114-5094 (040 receptacle contacts)
- 114-5162 (040 receptacle contacts)



No. of Positions	Terminate To	Plug Assembly	Cap Housing	Cap Housing Horizontal Mount	Cap Housing Vertical Mount	Mating Plug
6	Wire	776204-2	345178-2			
12	Wire	174045-2	174058-2			

Note: All Part Numbers are RoHS and ELV compliant.

Wire-to-Wire Applications

Technical Features

No. of Positions:

14 Positions

Applicable Wires:

- .040: 0.3–0.5 mm² (AWG 22–20)

Raw Material:

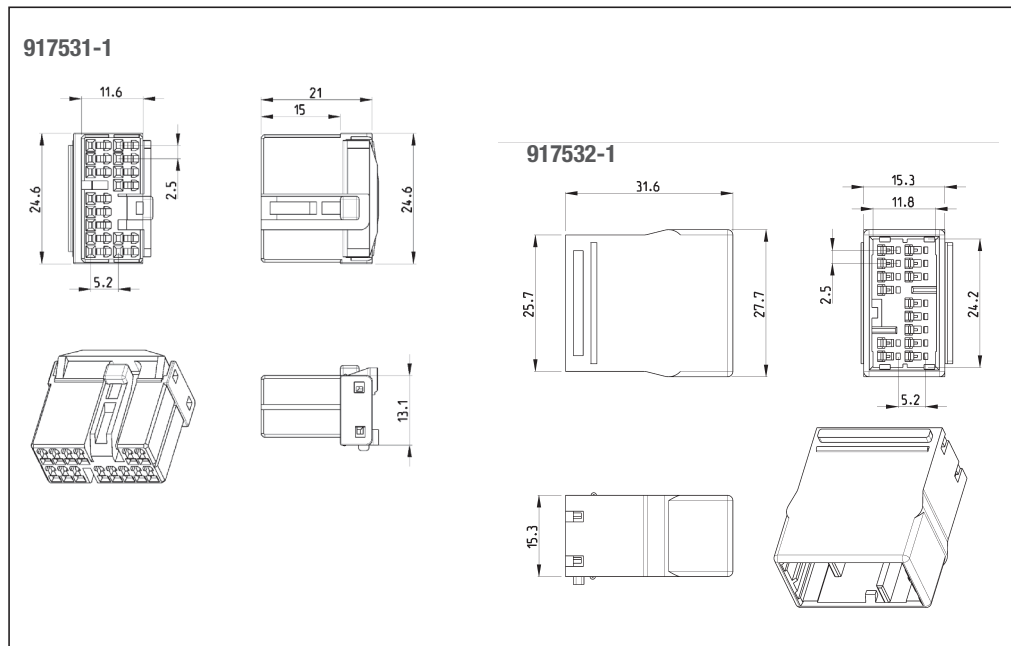
- Housing
- Cap: PBT
- Plug: PBT

Product Specification:

108-5352

Application Specifications:

- 114-5108 (040 tab contacts)
- 114-5094 (040 receptacle contacts)
- 114-5162 (040 receptacle contacts)



Technical Features

No. of Positions:

16 Positions

Applicable Wires:

- .040: 0.3–0.5 mm² (AWG 22–20)

Raw Material:

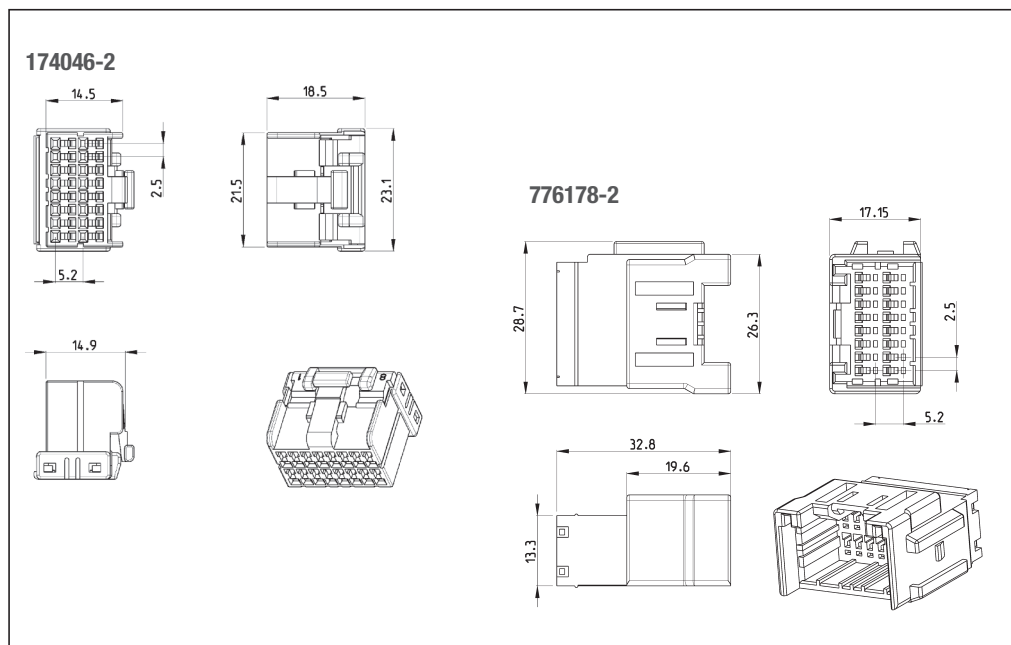
- Housing
- Cap: PBT
- Plug: PBT

Product Specification:

108-5352

Application Specifications:

- 114-5108 (040 tab contacts)
- 114-5094 (040 receptacle contacts)
- 114-5162 (040 receptacle contacts)



No. of Positions	Terminate To	Plug Assembly	Cap Housing	Cap Housing Horizontal Mount	Cap Housing Vertical Mount	Mating Plug
14	Wire	917531-1	917532-1			
16	Wire	174046-2	776178-2			

Note: All Part Numbers are RoHS and ELV compliant.

Wire-to-Wire Applications

Technical Features

No. of Positions:

20 Positions

Applicable Wires:

- .040: 0.3–0.5 mm² (AWG 22–20)

Raw Material:

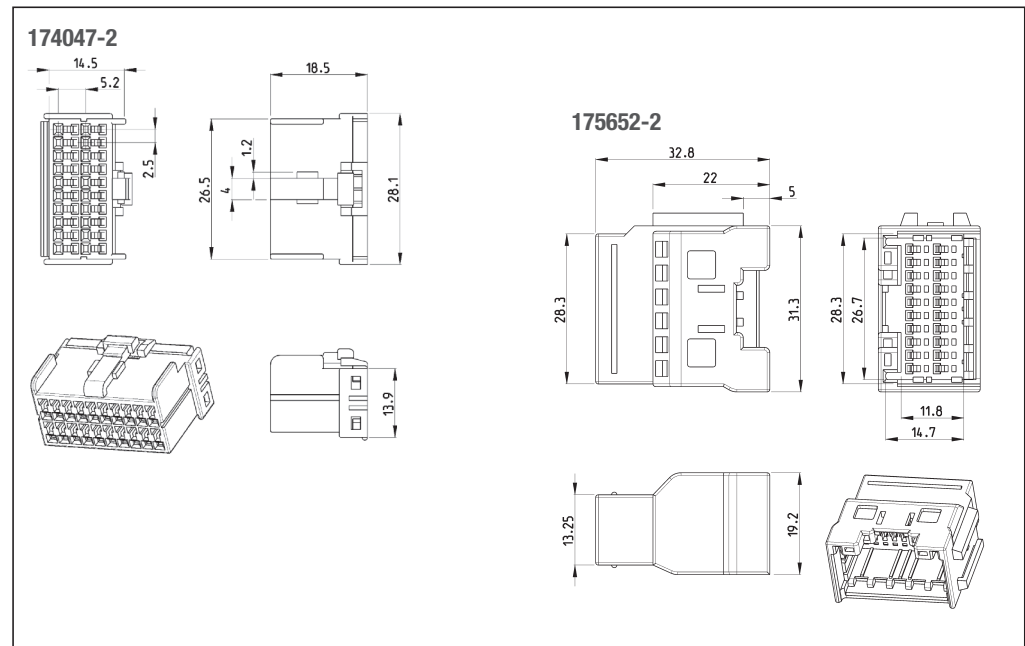
- Housing
- Cap: PBT
- Plug: PBT

Product Specification:

108-5352

Application Specifications:

- 114-5108 (040 tab contacts)
- 114-5094 (040 receptacle contacts)
- 114-5162 (040 receptacle contacts)



No. of Positions	Terminate To	Plug Assembly	Cap Housing	Cap Housing Horizontal Mount	Cap Housing Vertical Mount	Mating Plug
20	Wire	174047-2	175652-2			

Note: All Part Numbers are RoHS and ELV compliant.

Wire-to-Board Applications

Technical Features

No. of Positions:

6 Positions

Applicable Wires:

- .040: 0.3–0.5 mm² (AWG 22–20)

Raw Material:

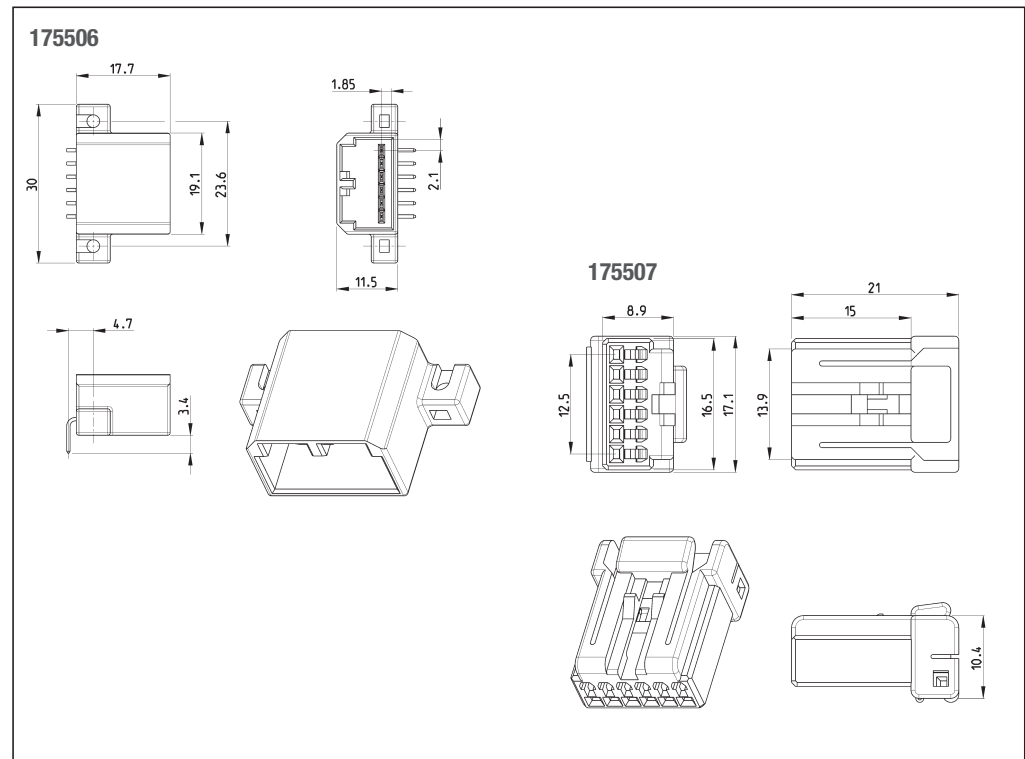
- Housing
- Cap: PBT
- Plug: PBT

Product Specification:

108-5244

Application Specifications:

114-5094 (040 receptacle contacts)
114-5162 (040 receptacle contacts)



No. of Positions	Terminate To	Plug Assembly	Cap Housing	Cap Housing Horizontal Mount	Cap Housing Vertical Mount	Mating Plug
6	Board			776203 (Board Lock)	175507 776204	
				638102	638100	
				175506	175507	

Note: All Part Numbers are RoHS and ELV compliant.

Wire-to-Board Applications

Technical Features

No. of Positions:

8 Positions

Applicable Wires:

- .040: 0.3–0.5 mm² (AWG 22–20)

Raw Material:

- Housing
- Cap: PBT
- Plug: PBT

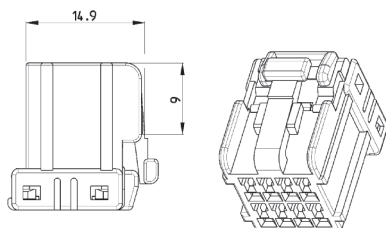
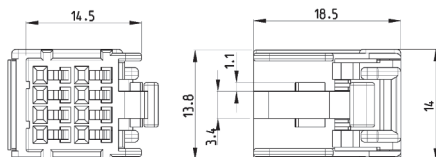
Product Specification:

108-5244

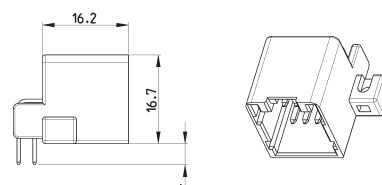
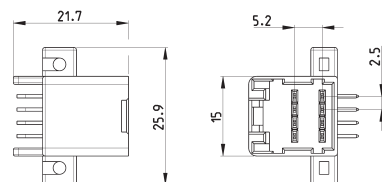
Application Specifications:

114-5094 (040 receptacle contacts)
114-5162 (040 receptacle contacts)

174044-2



174049-2



Technical Features

No. of Positions:

12 Positions

Applicable Wires:

- .040: 0.3–0.5 mm² (AWG 22–20)

Raw Material:

- Housing
- Cap: PBT
- Plug: PBT

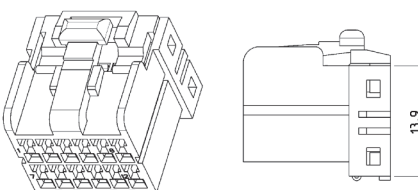
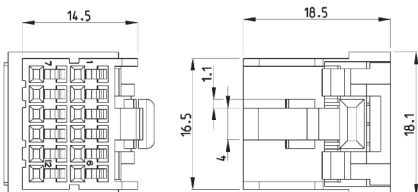
Product Specification:

108-5244

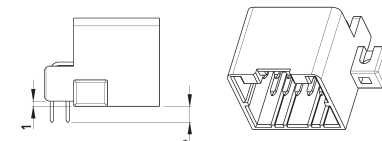
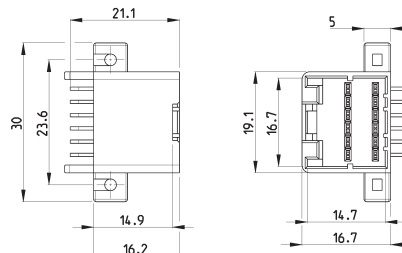
Application Specifications:

114-5094 (040 receptacle contacts)
114-5162 (040 receptacle contacts)

174045-2



174051-2



No. of Positions	Terminate To	Plug Assembly	Cap Housing	Cap Housing Horizontal Mount	Cap Housing Vertical Mount	Mating Plug
8	Board	174044-2	178455-1 (Panel Mount)	174049-2	174971-2	
12	Board	174045-2		174051-2	174973-2	

Note: All Part Numbers are RoHS and ELV compliant.

Wire-to-Board Applications

Technical Features

No. of Positions:

14 Positions

Applicable Wires:

- .040: 0.3–0.5 mm² (AWG 22–20)

Raw Material:

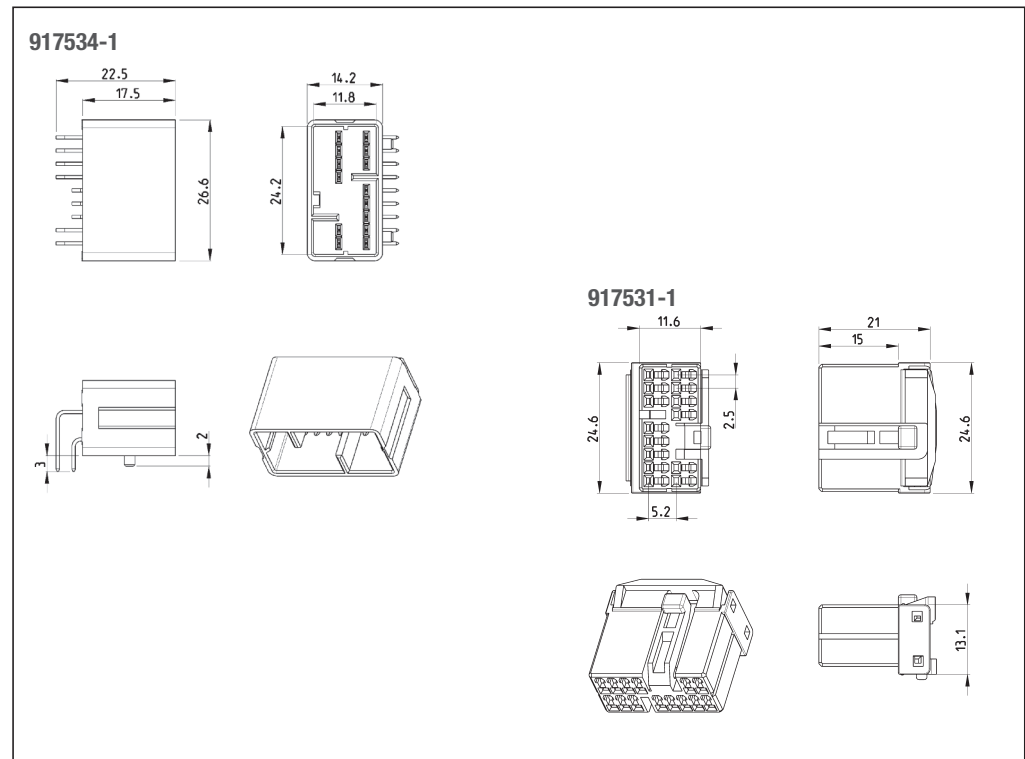
- Housing
Cap: PBT
Plug: PBT

Product Specification:

108-5244

Application Specifications:

114-5094 (040 receptacle contacts)
114-5162 (040 receptacle contacts)



No. of Positions	Terminate To	Plug Assembly	Cap Housing	Cap Housing Horizontal Mount	Cap Housing Vertical Mount	Mating Plug
14	Board			917534-1 917604-1	917535-1 917603-1	917531-1

Note: All Part Numbers are RoHS and ELV compliant.

Wire-to-Board Applications

Technical Features

No. of Positions:

16 Positions

Applicable Wires:

- .040: 0.3–0.5 mm² (AWG 22–20)

Raw Material:

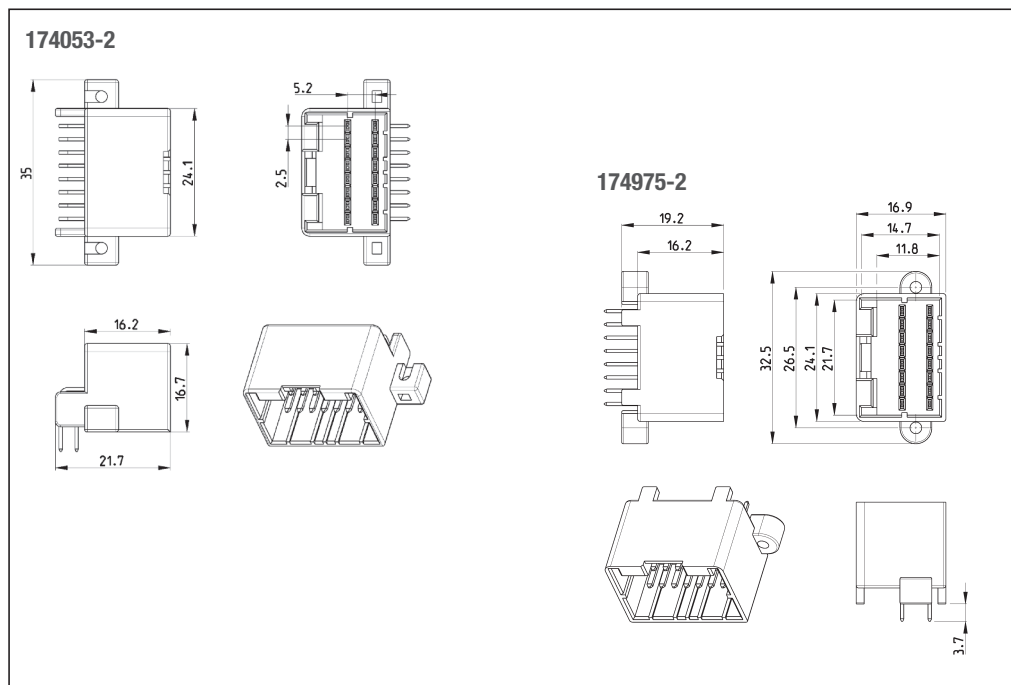
- Housing
- Cap: PBT
- Plug: PBT

Product Specification:

108-5244

Application Specifications:

- 114-5094 (040 receptacle contacts)
- 114-5162 (040 receptacle contacts)



Technical Features

No. of Positions:

20 Positions

Applicable Wires:

- .040: 0.3–0.5 mm² (AWG 22–20)

Raw Material:

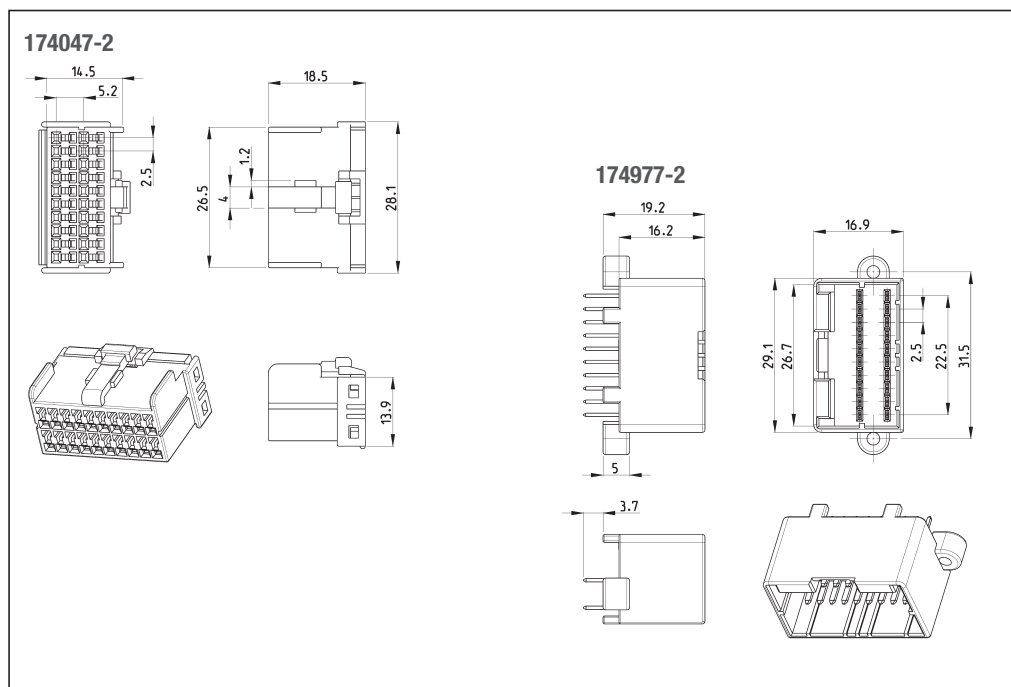
- Housing
- Cap: PBT
- Plug: PBT

Product Specification:

108-5244

Application Specifications:

- 114-5094 (040 receptacle contacts)
- 114-5162 (040 receptacle contacts)



No. of Positions	Terminate To	Plug Assembly	Cap Housing Horizontal Mount	Cap Housing Vertical Mount	Mating Plug
16	Board	174046-2	174053-2	174975-2	
16	Board	174060-5 (single row)	174062-5 (single row)		
20	Board	174047-2	174055-2	174977-2	

Note: All Part Numbers are RoHS and ELV compliant.

Wire-to-Board Applications

Technical Features

No. of Positions:

28 Positions

Applicable Wires:

- .040: 0.3–0.5 mm² (AWG 22–20)

Raw Material:

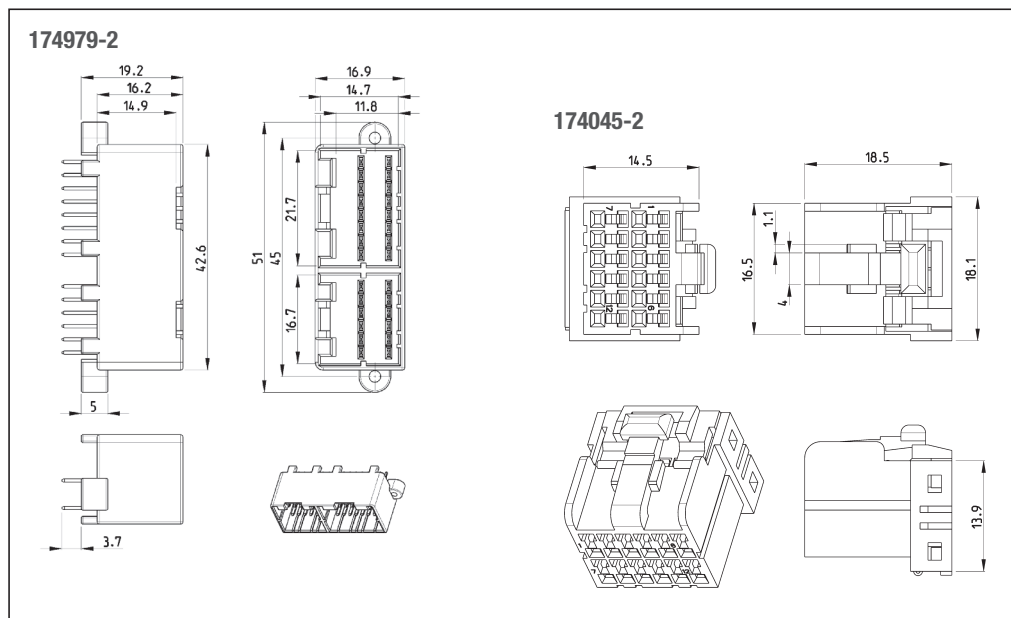
- Housing
Cap: PBT
Plug: PBT

Product Specification:

108-5244

Application Specifications:

- 114-5094 (040 receptacle contacts)
- 114-5162 (040 receptacle contacts)



Technical Features

No. of Positions:

36 Positions

Applicable Wires:

- .040: 0.3–0.5 mm² (AWG 22–20)

Raw Material:

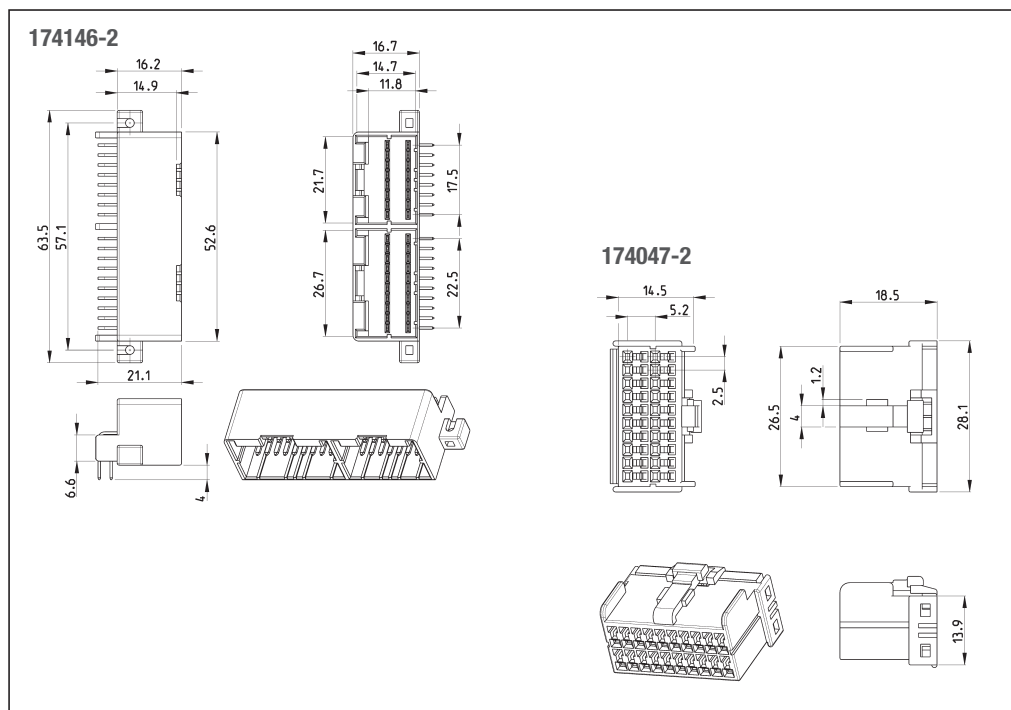
- Housing
Cap: PBT
Plug: PBT

Product Specification:

108-5244

Application Specifications:

- 114-5094 (040 receptacle contacts)
- 114-5162 (040 receptacle contacts)




No. of Positions	Terminate To	Cap Housing Horizontal Mount	Cap Housing Vertical Mount	Mating Plug
28	Board		174979-2	12P: 174045-2 16P: 174046-2
36	Board	174146-2		20P: 174047-2 16P: 174046-2
36	Board	178460-1		20P: 174047-2 16P: 174147-2


Note: All Part Numbers are RoHS and ELV compliant.

All specifications subject to change. Consult TE Connectivity for latest specifications.

Introduction



.040 MULTILOCK Connectors (Mark II) are small yet durable and easy to handle Wire-to-Wire and Wire-to-Board Connectors.



Features

- Contacts are spaced at 2.5 mm centerline.
- The plug housings are provided with two piece double-lock plates which prevents incomplete contact insertions into housings.
- The board-mounting cap housing assemblies are available with vertical and horizontal types.

Application Specifications:
114-5094, 114-5162
(.040 Receptacle Contact)
114-5108 (.040 Tab Contact)

Product Specification:
108-5281

Instruction Sheet:
412-5475

Available Positions for

Wire-to-Wire Applications:
12, 16 Positions

Wire-to-Board Applications:
8, 12, 16, 20, 28, 36 Positions

Receptacle Contacts (for Plug Housing)

Technical Features

Contact Material:

Copper Alloy

Contact Finishes:

Pre-tin plated

Selective gold plated

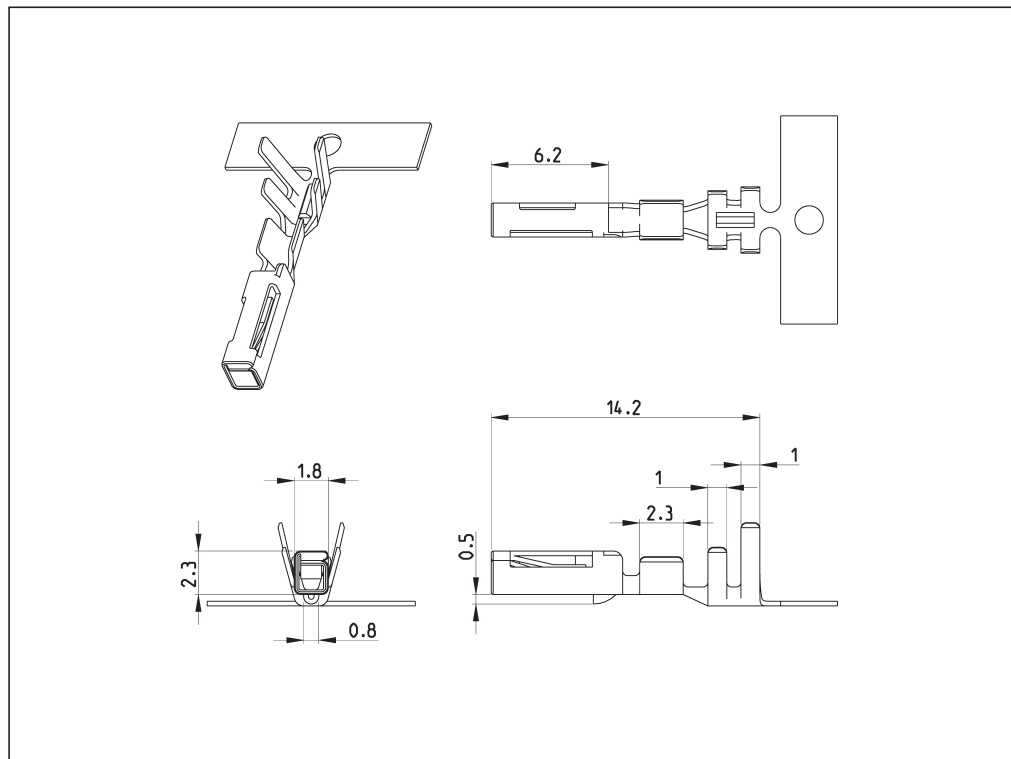
Application Specifications:

114-5094

114-5162

Instruction Sheet:

408-8547-1



Wire Size Range		Wire Insulation Diameter (mm)	Finish	Part Numbers		
(mm ²)	(AWG)			Strip Form	Loose-Piece	Hand Tool
0.3–0.5	22–20	1.1–1.6	Pre-tin plated	175180-1	–	–
			Selective gold plated	175180-2	–	
		1.8–2.0	Pre-tin plated	173681-1	175062-1	91577-1
			Selective gold plated	173681-2	175062-2	

Extraction Tool: Part No. 755430-1 (408-288J)

Note: All Part Numbers are RoHS and ELV compliant.

Tab Contacts (for Cap Housing) Wire-to-Wire

Technical Features

Contact Material:

Brass

Contact Finishes:

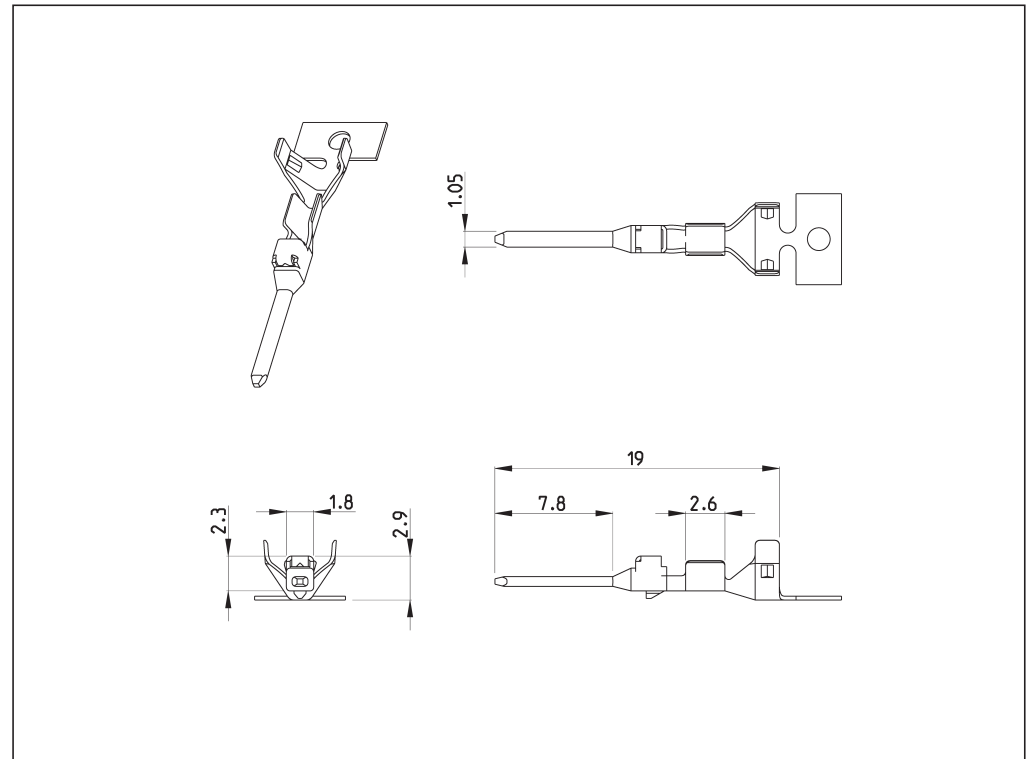
Pre-tin plated

Application Specification:

114-5108

Instruction Sheet:

408-8547-1



Wire Size Range		Wire Insulation Diameter (mm)	Finish	Part Numbers		
(mm ²)	(AWG)			Strip Form	Loose-Piece	Hand Tool
0.3–0.5	22–20	1.8–2.0	Pre-tin plated	173682-1	175063-1	91577-1
			Selective gold plated	2098032-3	–	

Note: All Part Numbers are RoHS and ELV compliant.

Wire-to-Wire Applications

Technical Features

No. of Positions:

8 Positions

Applicable Wires:

- .040: 0.3–0.5 mm² (AWG 22–20)

Raw Material:

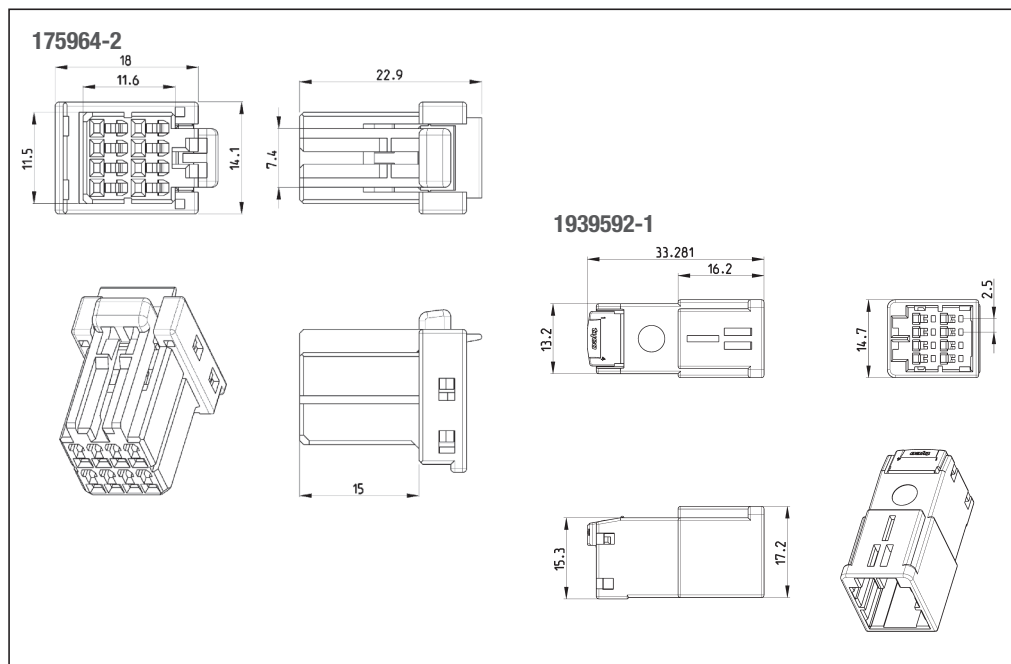
- Housing
- Cap: PBT
- Plug: PBT

Product Specification:

108-5471

Application Specifications:

- 114-5108 (040 tab contacts)
- 114-5094 (040 receptacle contacts)
- 114-5162 (040 receptacle contacts)



Technical Features

No. of Positions:

12 Positions

Applicable Wires:

- .040: 0.3–0.5 mm² (AWG 22–20)

Raw Material:

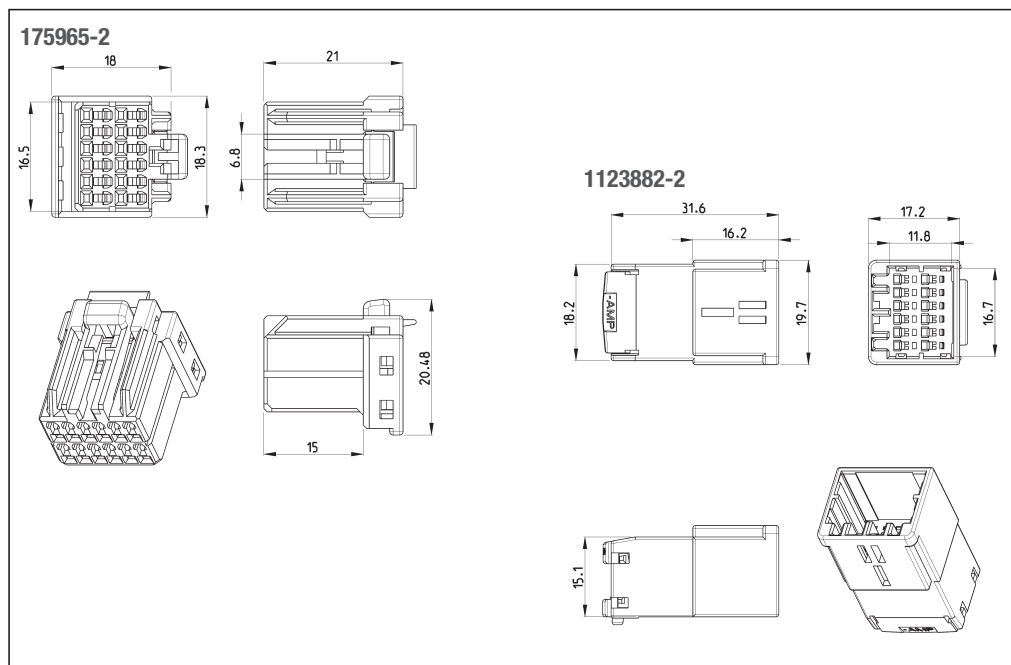
- Housing
- Cap: PBT
- Plug: PBT

Product Specification:

108-5471

Application Specifications:

- 114-5108 (040 tab contacts)
- 114-5094 (040 receptacle contacts)
- 114-5162 (040 receptacle contacts)



No. of Positions	Terminate To	Plug Assembly	Cap Housing	Cap Housing Horizontal Mount	Cap Housing Vertical Mount	Mating Plug
8	Wire	175964-2	1939592-1			
12	Wire	175965-2	1123882-2			

Note: All Part Numbers are RoHS and ELV compliant.

Wire-to-Wire Applications

Technical Features

No. of Positions:

16 Positions

Applicable Wires:

- .040: 0.3–0.5 mm² (AWG 22–20)

Raw Material:

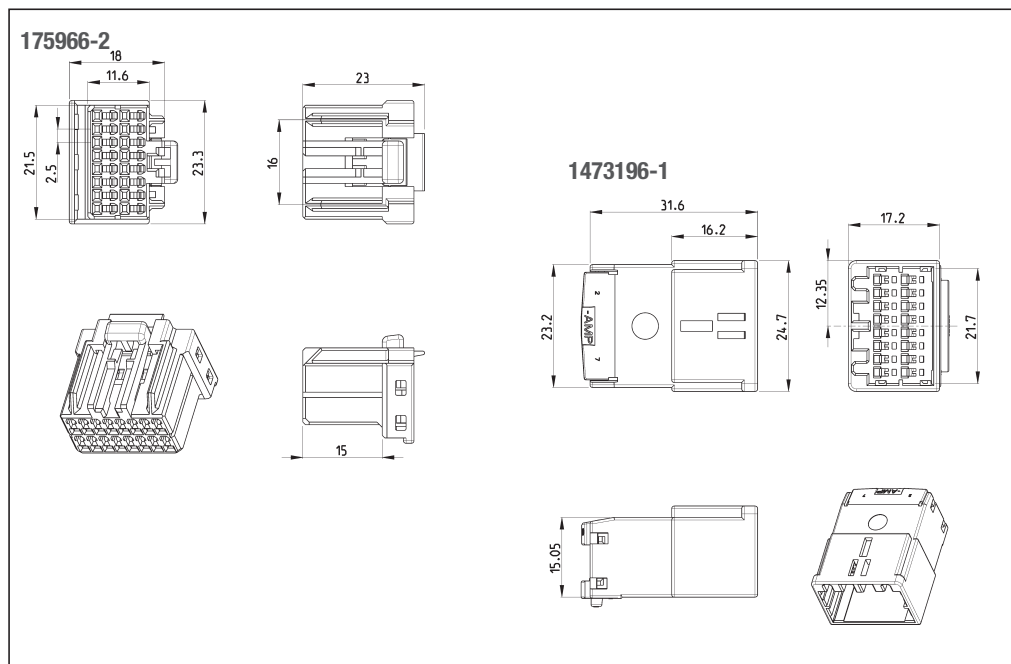
- Housing
- Cap: PBT
- Plug: PBT

Product Specification:

108-5471

Application Specifications:

- 114-5108 (040 tab contacts)
- 114-5094 (040 receptacle contacts)
- 114-5162 (040 receptacle contacts)



No. of Positions	Terminate To	Plug Assembly	Cap Housing	Cap Housing Horizontal Mount	Cap Housing Vertical Mount	Mating Plug
16	Wire	175966-2	1473196-1			

Note: All Part Numbers are RoHS and ELV compliant.

Wire-to-Board Applications

Technical Features

No. of Positions:

8 Positions

Applicable Wires:

- .040: 0.3–0.5 mm² (AWG 22–20)

Raw Material:

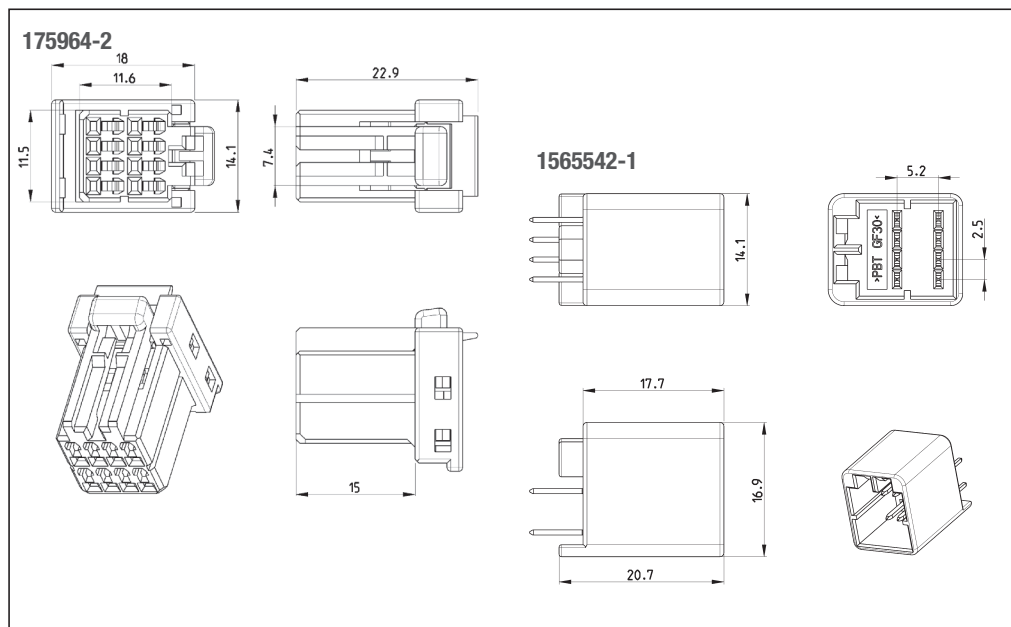
- Housing
- Cap: PBT
- Plug: PBT

Product Specification:

108-5471

Application Specifications:

- 114-5108 (040 tab contacts)
- 114-5094 (040 receptacle contacts)
- 114-5162 (040 receptacle contacts)



Technical Features

No. of Positions:

12 Positions

Applicable Wires:

- .040: 0.3–0.5 mm² (AWG 22–20)

Raw Material:

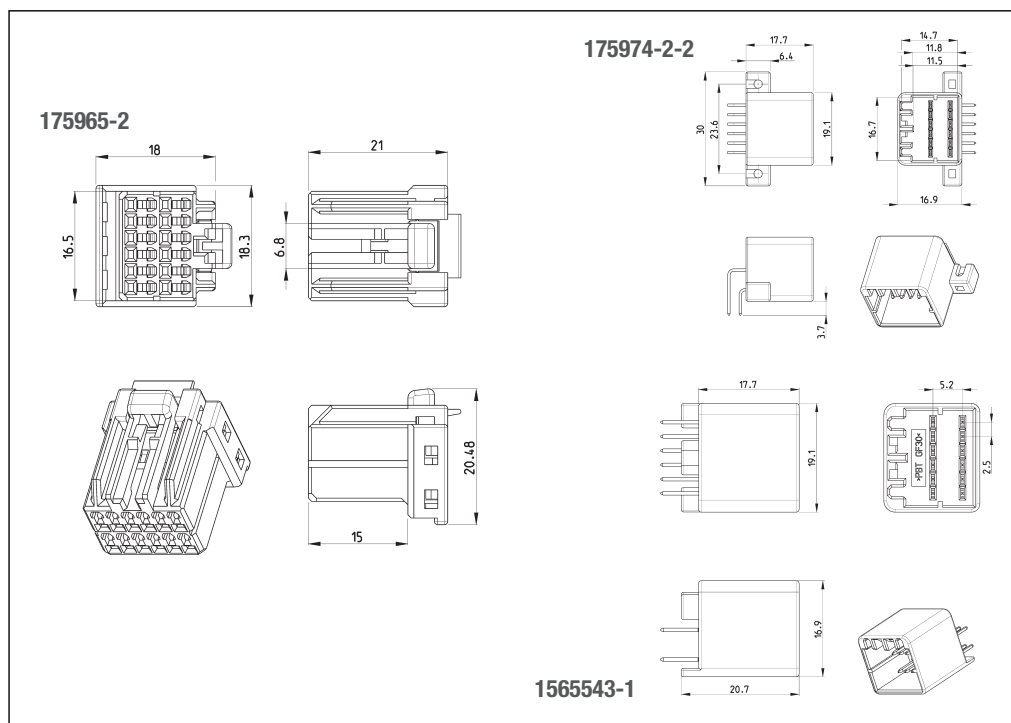
- Housing
- Cap: PBT
- Plug: PBT

Product Specification:

108-5471

Application Specifications:

- 114-5108 (040 tab contacts)
- 114-5094 (040 receptacle contacts)
- 114-5162 (040 receptacle contacts)



No. of Positions	Terminate To	Plug Assembly	Cap Housing	Cap Housing Horizontal Mount	Cap Housing Vertical Mount	Mating Plug
8	Board	175964-2		175973-2	1565542-1	
12	Board	175965-2		175974-2	1565543-1	

Note: All Part Numbers are RoHS and ELV compliant.

Wire-to-Board Applications

Technical Features

No. of Positions:

16 Positions

Applicable Wires:

- .040: 0.3–0.5 mm² (AWG 22–20)

Raw Material:

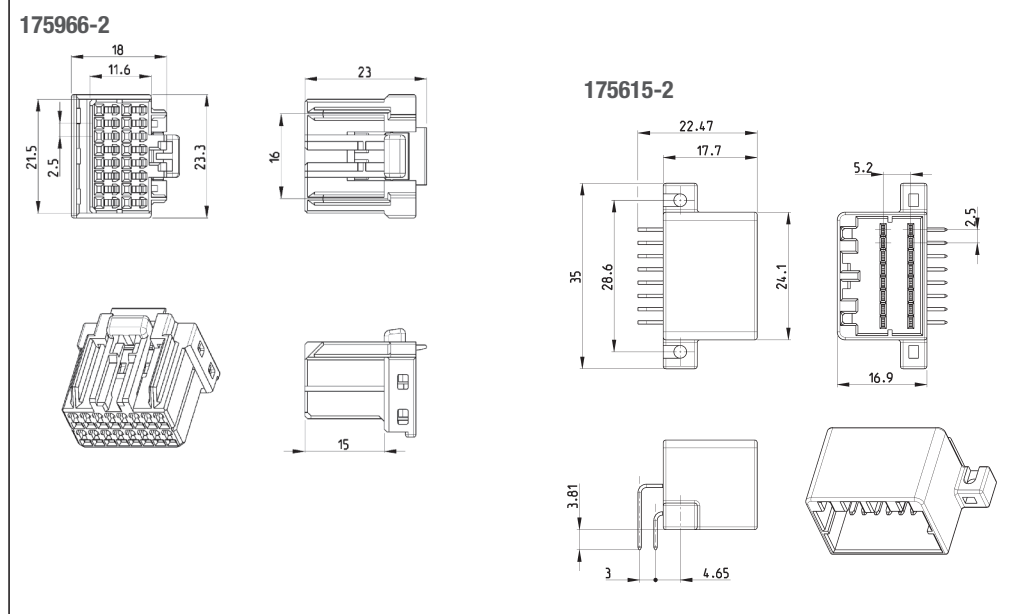
- Housing
- Cap: PBT
- Plug: PBT

Product Specification:

108-5281

Application Specifications:

- 114-5108 (040 tab contacts)
- 114-5094 (040 receptacle contacts)
- 114-5162 (040 receptacle contacts)



Technical Features

No. of Positions:

20 Positions

Applicable Wires:

- .040: 0.3–0.5 mm² (AWG 22–20)

Raw Material:

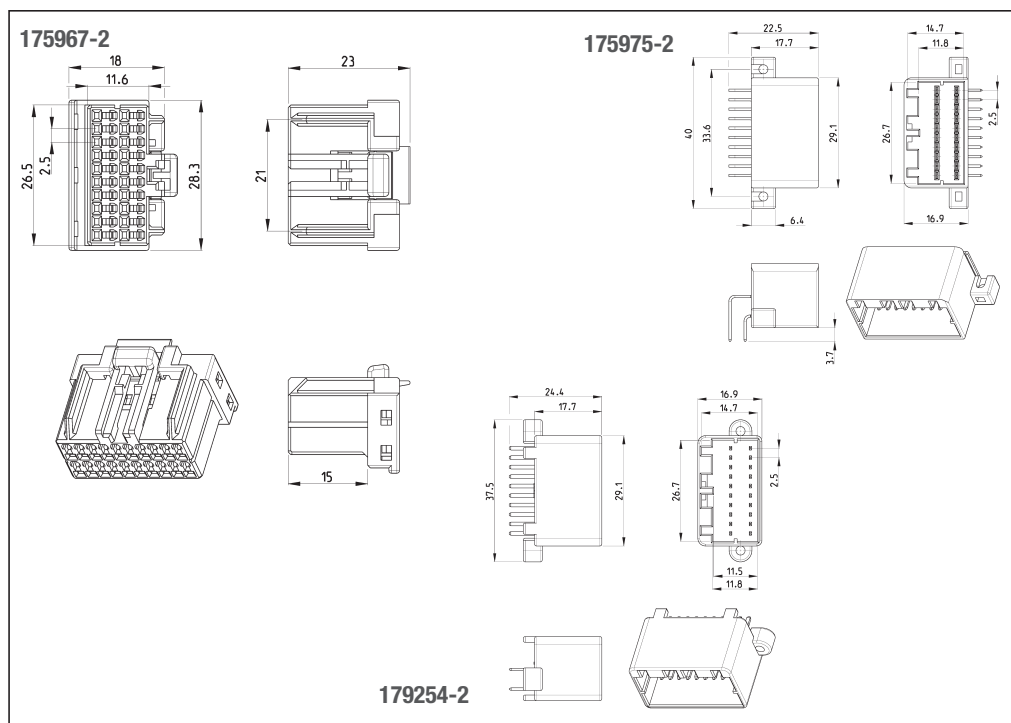
- Housing
- Cap: PBT
- Plug: PBT

Product Specification:

108-5281

Application Specifications:

- 114-5108 (040 tab contacts)
- 114-5094 (040 receptacle contacts)
- 114-5162 (040 receptacle contacts)



No. of Positions	Terminate To	Plug Assembly	Cap Housing	Cap Housing Horizontal Mount	Cap Housing Vertical Mount	Mating Plug
16	Board	175966-5		175615-2		
20	Board	175967-2		175975-2	179254-2	

Note: All Part Numbers are RoHS and ELV compliant.

Wire-to-Board Applications

Technical Features

No. of Positions:

28 Positions

Applicable Wires:

- .040: 0.3–0.5 mm² (AWG 22–20)

Raw Material:

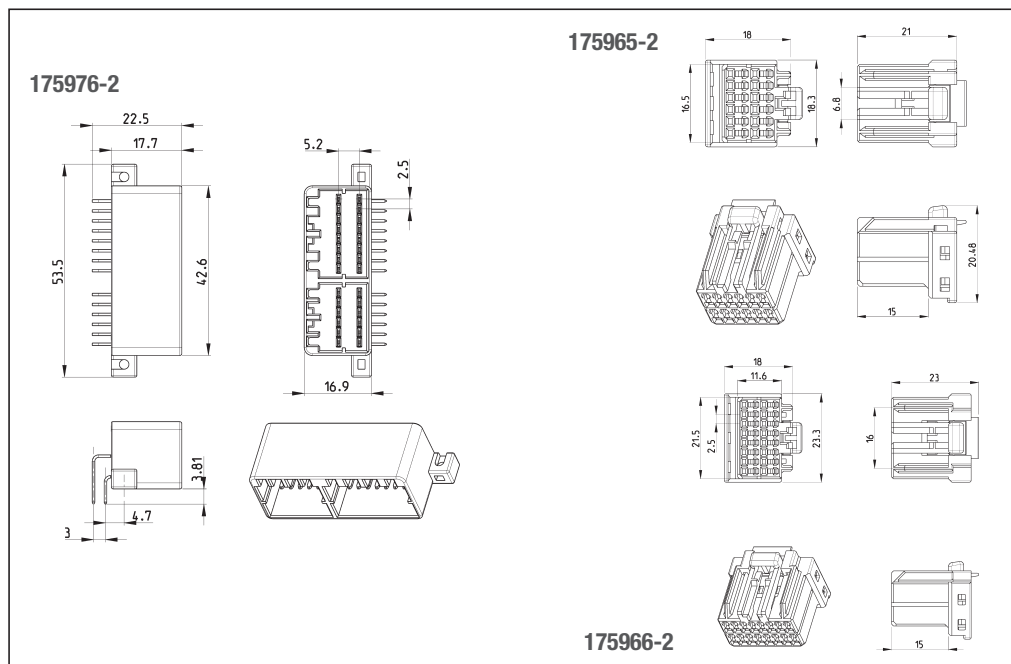
- Housing
- Cap: PBT
- Plug: PBT

Product Specification:

108-5281

Application Specifications:

- 114-5108 (040 tab contacts)
- 114-5094 (040 receptacle contacts)
- 114-5162 (040 receptacle contacts)



Technical Features

No. of Positions:

36 Positions

Applicable Wires:

- .040: 0.3–0.5 mm² (AWG 22–20)

Raw Material:

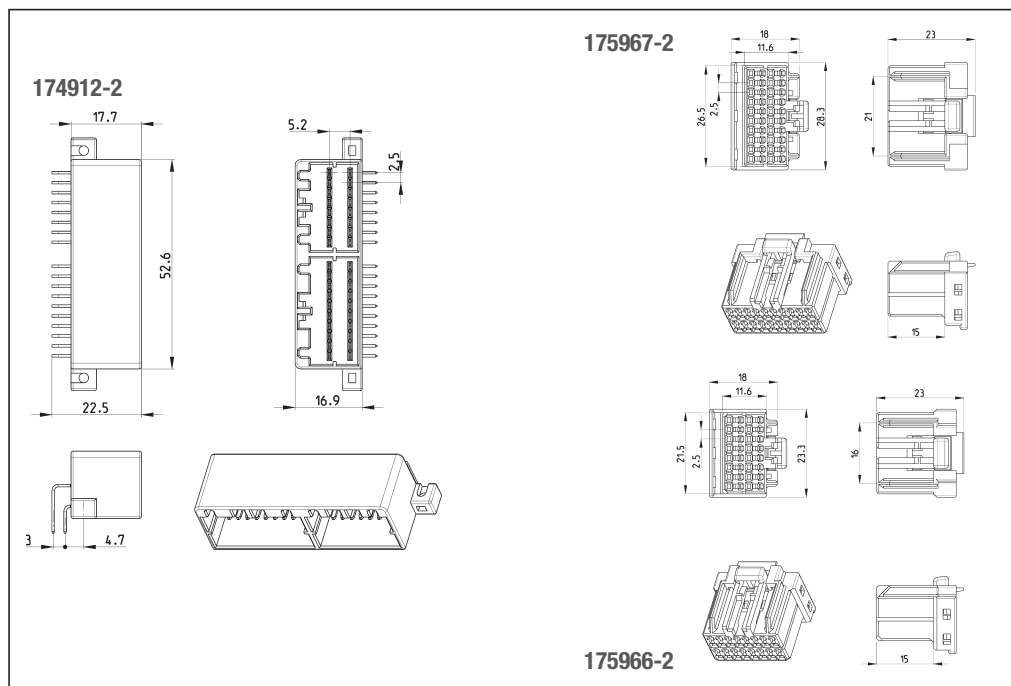
- Housing
- Cap: PBT
- Plug: PBT

Product Specification:

108-5281

Application Specifications:


- 114-5108 (040 tab contacts)
- 114-5094 (040 receptacle contacts)
- 114-5162 (040 receptacle contacts)




No. of Positions	Terminate To	Plug Assembly	Cap Housing	Cap Housing Horizontal Mount	Cap Housing Vertical Mount	Mating Plug
28	Board			175976-2		12P: 175965-2 16P: 175966-2
36	Board			174912-2	175977-2	20P: 175967-2 16P: 175966-2

Note: All Part Numbers are RoHS and ELV compliant.

Introduction



Derived from highly durable and reliable MIC Connectors, .070 Series MULTILOCK Connectors are designed as high density and high reliability connectors by adopting housing lances for Wire-to-Wire and Wire-to-Board Applications.



Features

- Wire-to-wire and wire-to-board connectors are available.
- The Mark I plug connectors are provided with double-lock plates integrated into the body which ensures complete contact insertions into housings.
- The Mark II plug connectors are provided with two piece type double-lock mechanism to prevent half insertions of contacts.
- •The contacting point of a receptacle contact is designed to be protected.

Application Specifications:

114-5091 (Receptacle)
114-5134 (Receptacle)
114-5092 (Tab)
114-5157 (Tab)

Product Specifications:

108-5216,
108-5264

Instruction Sheets:

412-5520 (Mark I)
412-5477 (Mark II)

Available No. of Positions for

Wire-to-Wire Applications:

2, 3, 4, 6, 8, 10, 12, 14, 18, 20,
30 Positions

Wire-to-Board Applications

(Vertical Mount Type):

3, 6, 8, 12, 14, 20, 30 Positions

(Horizontal Mount Type):

3, 6, 8, 10, 12, 14, 18, 20, 24,
30, 42 Positions

Note: For performance specifications of the hybrid type connector, contact our Sales Department.

Receptacle Contacts (for Plug Housing)

Technical Features

Contact Material:

Brass
Phosphor bronze

Contact Finishes:

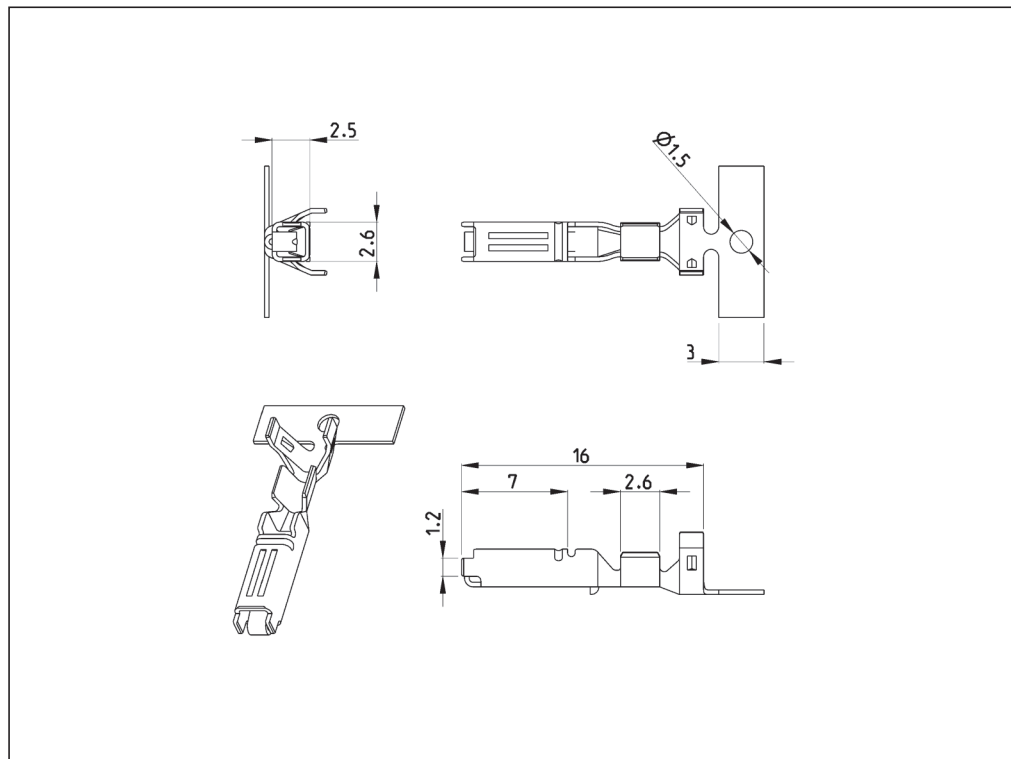
Pre-tin plated
Selective gold plated

Application Specifications:

114-5091
114-5134

Instruction Sheet:

408-8547-1



Wire Size Range		Wire Insulation Diameter (mm)	Material and Finish	Part Numbers				
(mm²)	(AWG)			Strip Form		Loose-Piece		Hand Tool
				Brass	Phosphor Bronze	Brass	Phosphor Bronze	
0.2–0.3	24–22	1.4–1.9	Pre-tinned	173630-1	173630-6	175026-1	175026-6	91580-1
			Sel. gold	173630-2	173630-7	175026-2	175026-7	91580-1
0.50–1.25	20–16	2.0–2.6	Pre-tinned	173631-1	173631-6	175027-1	175027-6	91573-1
			Sel. gold	173631-2	173631-7	175027-2	175027-7	91573-1
0.3–0.5	24–20	1.0–1.5	Pre-tinned	175124-1				
0.50–1.25	20–16	1.2–2.2	Pre-tinned	175095-1				

Note: All Part Numbers are RoHS and ELV compliant.

Tab Contacts (for Cap Housing)

Technical Features

Contact Material:

Brass
Phosphor bronze

Contact Finishes:

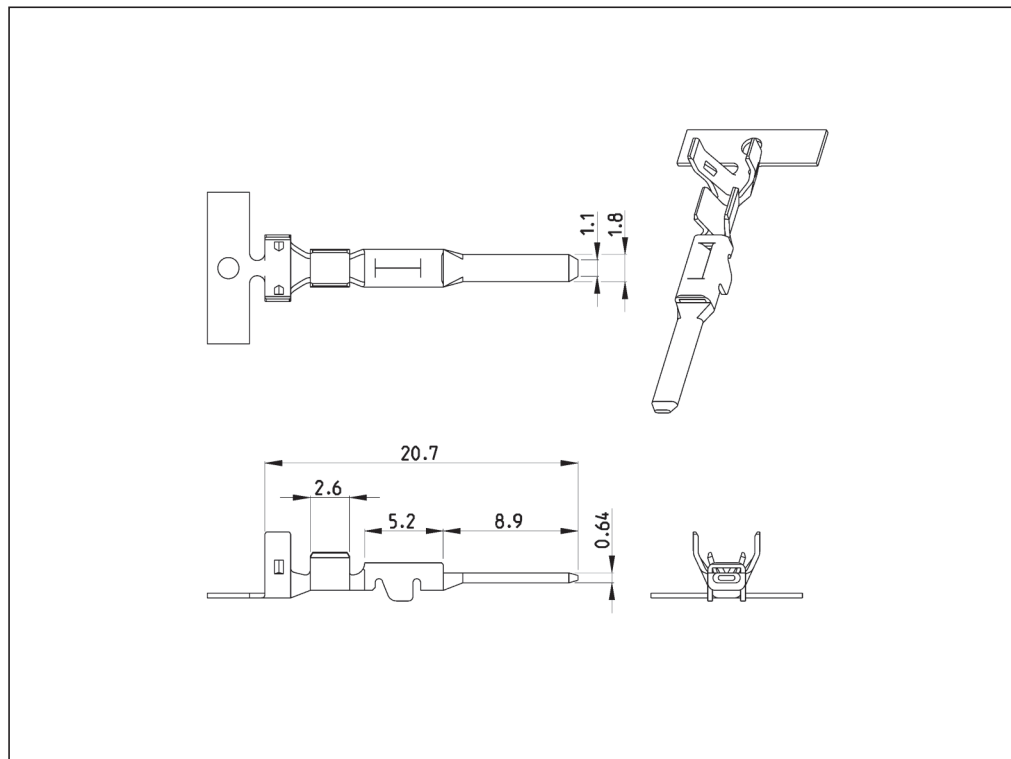
Pre-tin plated
Selective gold plated

Application Specifications:

114-5092
114-5157

Instruction Sheet:

408-8547-1



Wire Size Range		Wire Insulation Diameter (mm)	Material and Finish	Part Numbers				
				Strip Form		Loose-Piece		Hand Tool
(mm²)	(AWG)			Brass	Phosphor Bronze	Brass	Phosphor Bronze	
0.2–0.3	24–22	1.4–1.9	Pre-tinned	173633-1	173633-2	175029-1	175029-2	91580-3
			Sel. gold	—	173633-3	—	175029-3	91580-3
0.50–1.25	20–16	2.0–2.6	Pre-tinned	173645-1	173645-2	175030-1	175030-2	91573-1
			Sel. gold	—	173645-3	—	175030-3	91573-1
0.2–0.3	24–22	0.3–0.5	Pre-tinned	175207-1				
0.50–1.25	20–16	1.2–2.2	Pre-tinned	175208-1				

Note: All Part Numbers are RoHS and ELV compliant.

Wire-to-Wire Applications

Technical Features

No. of Positions:

2 Positions

Applicable Wires:

- 0.2–1.25 mm² (AWG 24–16)

Raw Material:

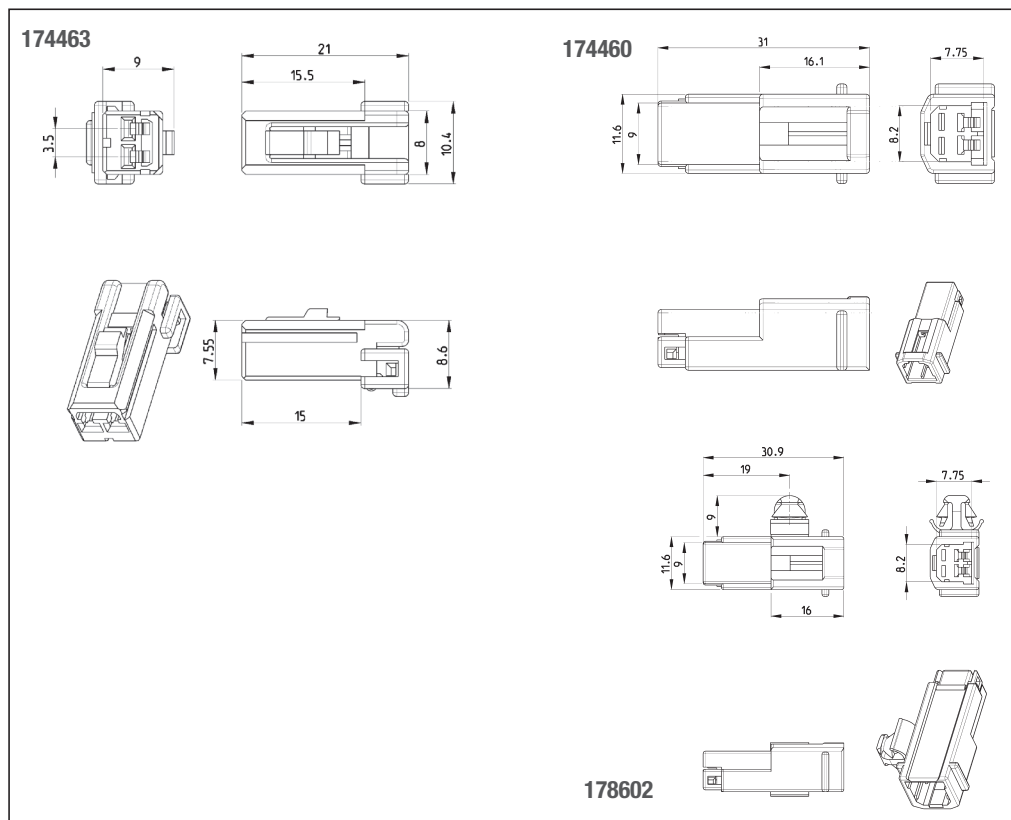
- Housing
- Cap: PBT
- Plug: PBT

Product Specification:

108-5264

Application Specifications:

114-5091 (Receptacle)
114-5092 (Tab)



Technical Features

No. of Positions:

3 Positions

Applicable Wires:

- 0.2–1.25 mm² (AWG 24–16)

Raw Material:

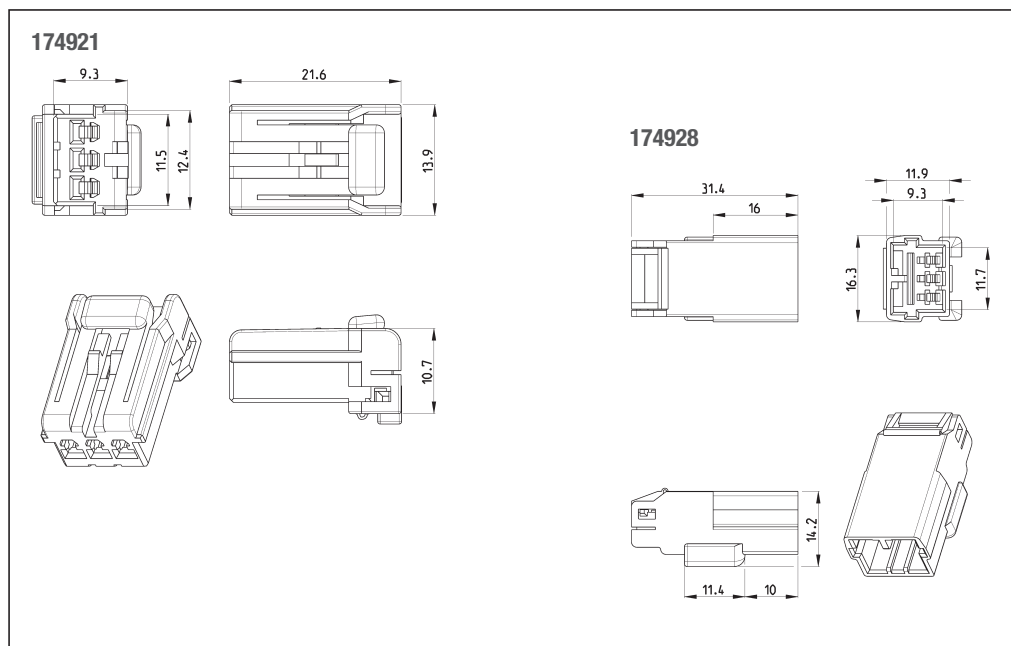
- Housing
- Cap: PBT
- Plug: PBT

Product Specification:

108-5264

Application Specifications:

114-5091 (Receptacle)
114-5092 (Tab)



No. of Positions	Terminate To	Plug Assembly	Cap Housing	Cap Housing Horizontal Mount	Cap Housing Vertical Mount	Mating Plug
2	Wire	174463-1	174460-1 131844-1 (Panel Mount) 178602-1 (Panel Mount)			
3	Wire	174921-1	174928-1			

Note: All Part Numbers are RoHS and ELV compliant.

Wire-to-Wire Applications

Technical Features

No. of Positions:

4 Positions

Applicable Wires:

- 0.2–1.25 mm² (AWG 24–16)

Raw Material:

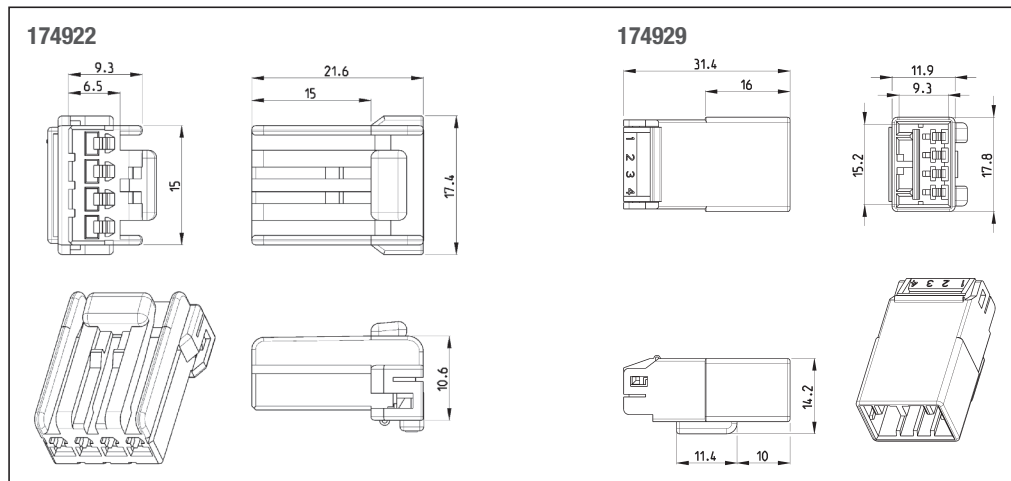
- Cap Housing: PBT
- Plug Housing: PBT

Product Specification:

108-5264

Application Specifications:

- 114-5091 (Receptacle)
- 114-5092 (Tab)



Technical Features

No. of Positions:

6 Positions

Applicable Wires:

- 0.2–1.25 mm² (AWG 24–16)

Raw Material:

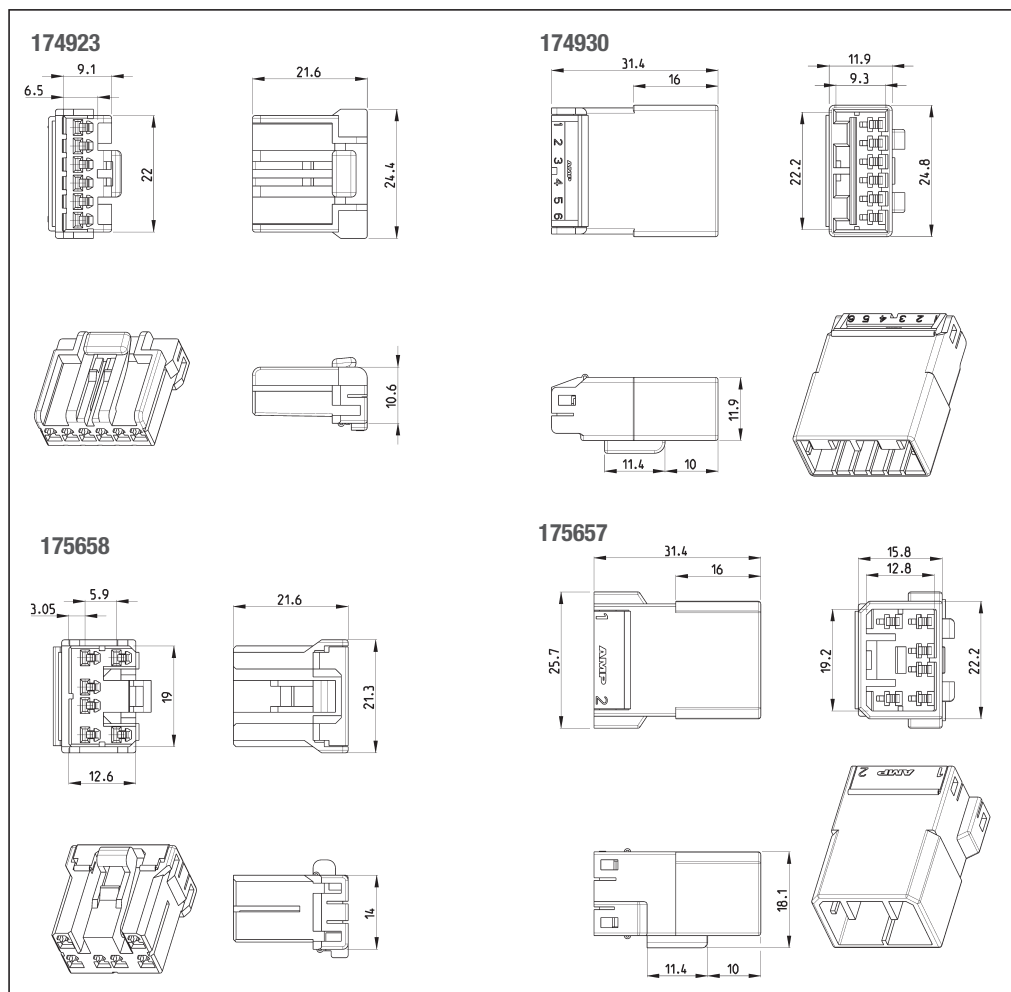
- Housing
- Cap: PBT
- Plug: PBT

Product Specification:

108-5264

Application Specifications:

- 114-5091 (Receptacle)
- 114-5092 (Tab)



No. of Positions	Terminate To	Plug Assembly	Cap Housing	Cap Housing Horizontal Mount	Cap Housing Vertical Mount	Mating Plug
4	Wire	174922-1	174929-1			
6	Wire	174923-1 175658-1	174930-1 175657-1			

Note: All Part Numbers are RoHS and ELV compliant.

Wire-to-Wire Applications

Technical Features

No. of Positions:

8 Positions

Applicable Wires:

- 0.2–1.25 mm² (AWG 24–16)

Raw Material:

- Housing
- Cap: PBT
- Plug: PBT

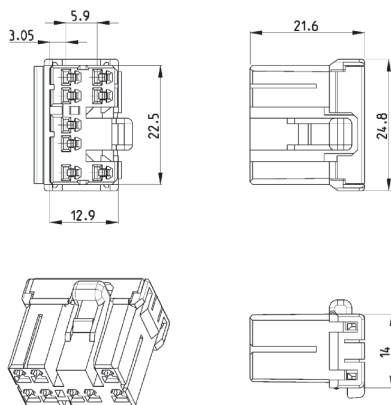
Product Specification:

108-5264

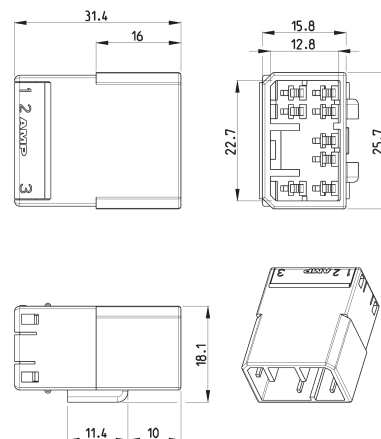
Application Specifications:

114-5091 (Receptacle)
114-5092 (Tab)

173850



174931



Technical Features

No. of Positions:

10 Positions

Applicable Wires:

- 0.2–1.25 mm² (AWG 24–16)

Raw Material:

- Housing
- Cap: PBT
- Plug: PBT

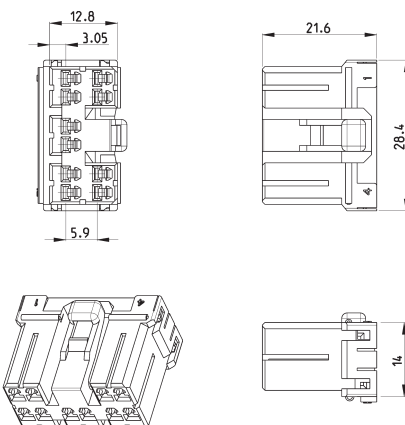
Product Specification:

108-5264

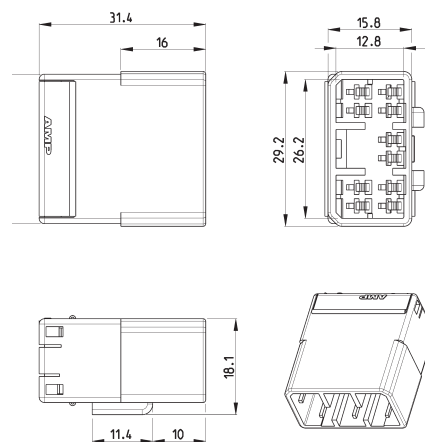
Application Specifications:

114-5091 (Receptacle)
114-5092 (Tab)

174465



174932



No. of Positions	Terminate To	Plug Assembly	Cap Housing	Cap Housing Horizontal Mount	Cap Housing Vertical Mount	Mating Plug
8	Wire	173850-1	174931-1 174937-1			
10	Wire	174465-1	174932-1			

Note: All Part Numbers are RoHS and ELV compliant.

Wire-to-Wire Applications

Technical Features

No. of Positions:

12 Positions

Applicable Wires:

- 0.2–1.25 mm² (AWG 24–16)

Raw Material:

- Housing
- Cap: PBT
- Plug: PBT

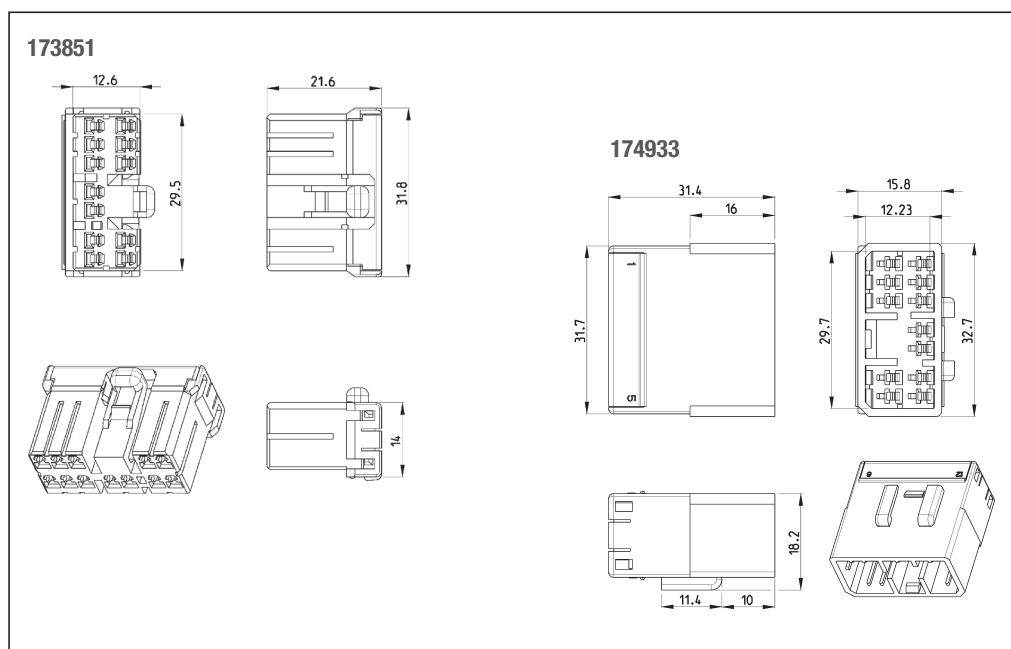
Product Specification:

108-5264

Application Specifications:

114-5091 (Receptacle)

114-5092 (Tab)



Technical Features

No. of Positions:

14 Positions

Applicable Wires:

- 0.2–1.25 mm² (AWG 24–16)

Raw Material:

- Housing
- Cap: PBT
- Plug: PBT

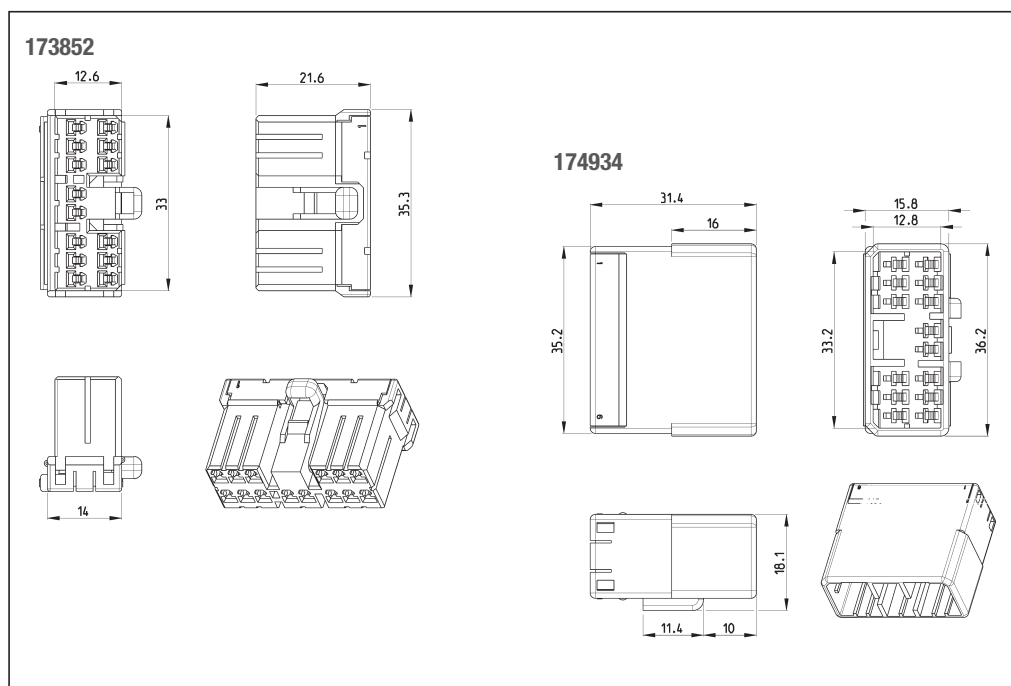
Product Specification:

108-5264

Application Specifications:

114-5091 (Receptacle)

114-5092 (Tab)



No. of Positions	Terminate To	Plug Assembly	Cap Housing	Cap Housing Horizontal Mount	Cap Housing Vertical Mount	Mating Plug
12	Wire	173851-1	174933-1			
14	Wire	173852-1	174934-1			

Note: All Part Numbers are RoHS and ELV compliant.

Wire-to-Wire Applications

Technical Features

No. of Positions:

18 Positions

Applicable Wires:

- 0.2–1.25 mm² (AWG 24–16)

Raw Material:

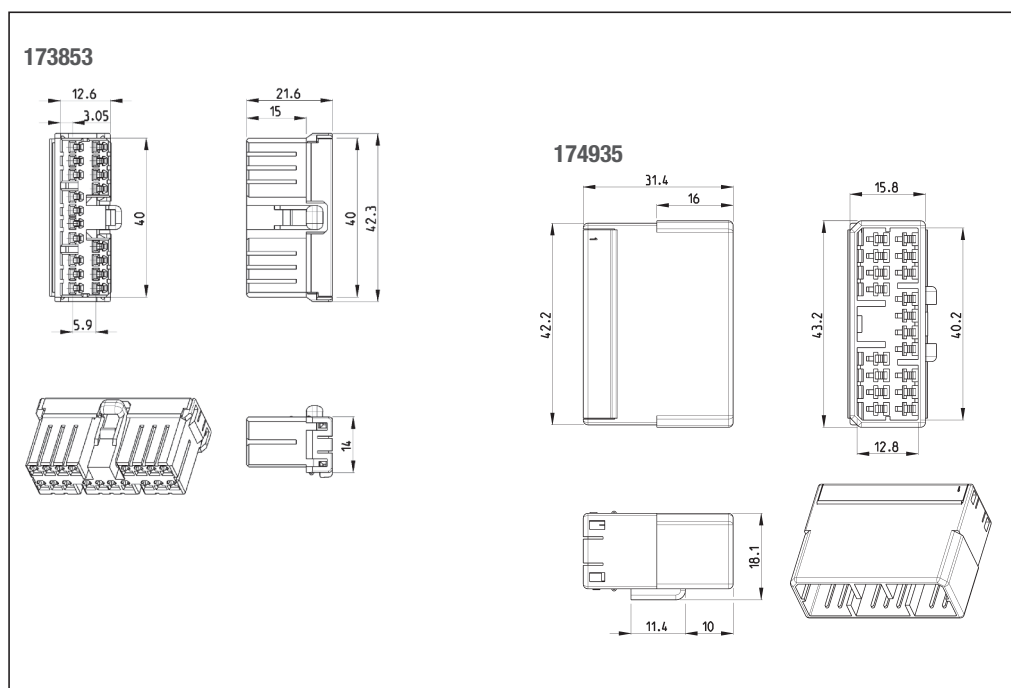
- Housing
- Cap: PBT
- Plug: PBT

Product Specification:

108-5264

Application Specifications:

114-5091 (Receptacle)
114-5092 (Tab)



Technical Features

No. of Positions:

20 Positions

Applicable Wires:

- 0.2–1.25 mm² (AWG 24–16)

Raw Material:

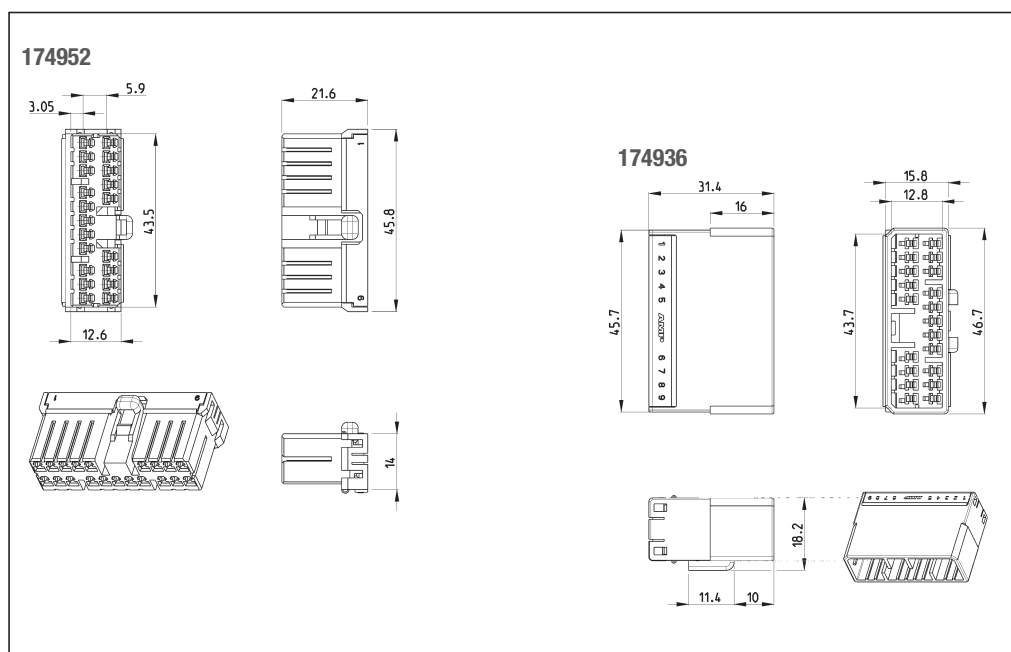
- Housing
- Cap: PBT
- Plug: PBT

Product Specification:

108-5264

Application Specifications:

114-5091 (Receptacle)
114-5092 (Tab)



No. of Positions	Terminate To	Plug Assembly	Cap Housing	Cap Housing Horizontal Mount	Cap Housing Vertical Mount	Mating Plug
18	Wire	173853-1	174935-1			
20	Wire	174952-1	174936-1 174938-1 (Panel Mount)			

Note: All Part Numbers are RoHS and ELV compliant.

Wire-to-Wire Applications

Technical Features

No. of Positions:

30 Positions

Applicable Wires:

- 0.2–1.25 mm² (AWG 24–16)

Raw Material:

- Housing
- Cap: PBT
- Plug: PBT

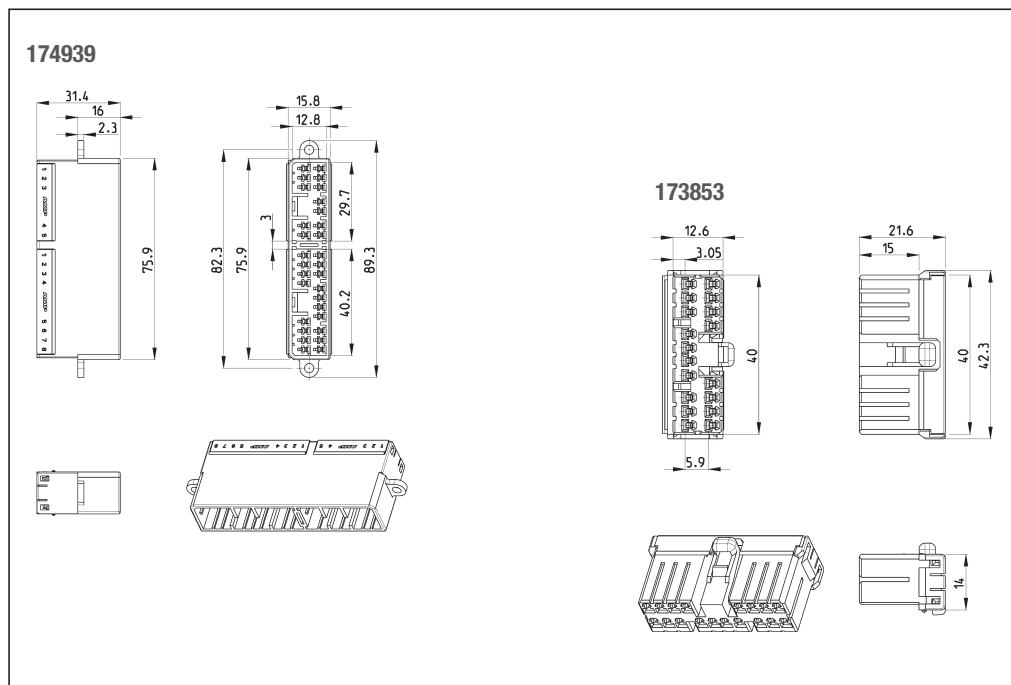
Product Specification:

108-5264

Application Specifications:

114-5091 (Receptacle)

114-5092 (Tab)



No. of Positions	Terminate To	Plug Assembly	Cap Housing	Cap Housing Horizontal Mount	Cap Housing Vertical Mount	Mating Plug
30	Wire		174939-1 (Panel Mount)			173853-1 173851-1

Note: All Part Numbers are RoHS and ELV compliant.

Wire-to-Board Applications

Technical Features

No. of Positions:

3 Positions

Applicable Wires:

- 0.2–1.25 mm² (AWG 24–16)

Raw Material:

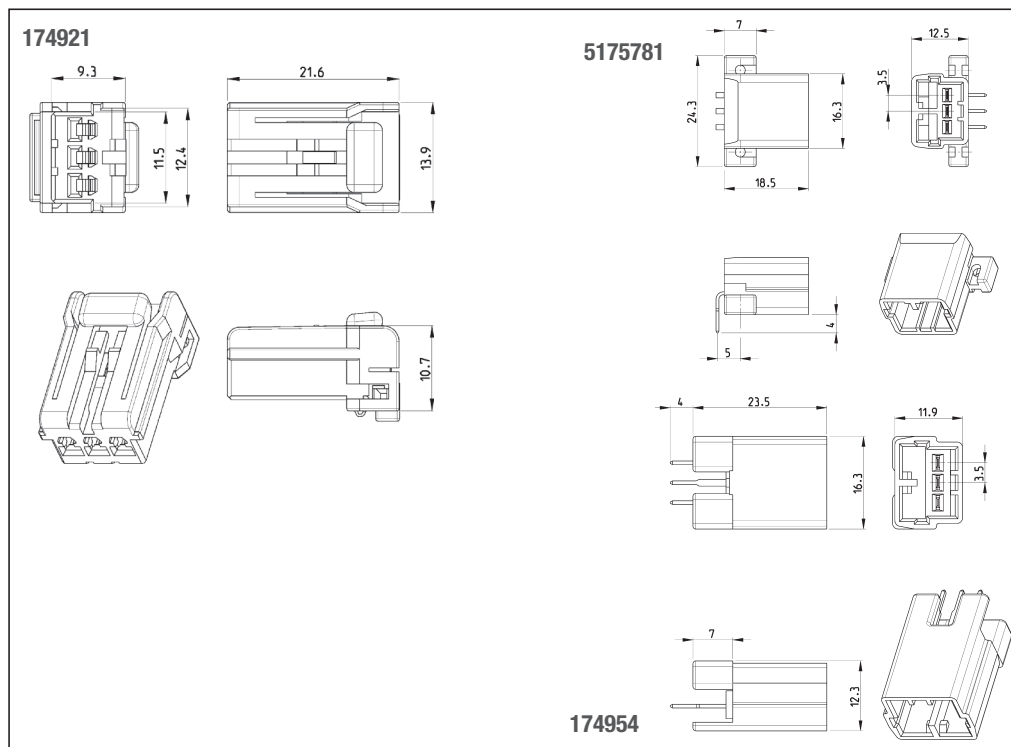
- Housing
- Cap: PBT
- Plug: PBT

Product Specification:

108-5216

Application Specification:

114-5091 (Receptacle)



Technical Features

No. of Positions:

6 Positions

Applicable Wires:

- 0.2–1.25 mm² (AWG 24–16)

Raw Material:

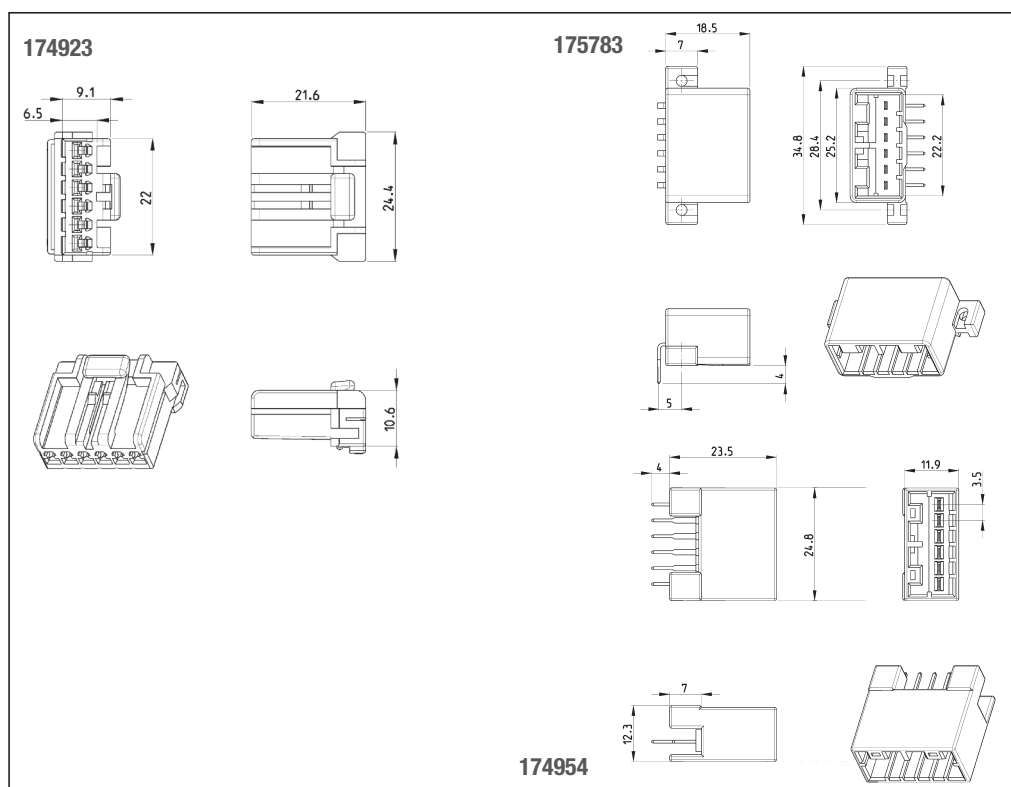
- Housing
- Cap: PBT
- Plug: PBT

Product Specification:

108-5216

Application Specification:

114-5091 (Receptacle)



No. of Positions	Terminate To	Plug Assembly	Cap Housing	Cap Housing Horizontal Mount	Cap Housing Vertical Mount	Mating Plug
3	Board	174921-1		5175781-1	174953-1	
6	Board	174923-1		175783-1	174954-1	

Note: All Part Numbers are RoHS and ELV compliant.

Wire-to-Board Applications

Technical Features

No. of Positions:

8 Positions

Applicable Wires:

- 0.2–1.25 mm² (AWG 24–16)

Raw Material:

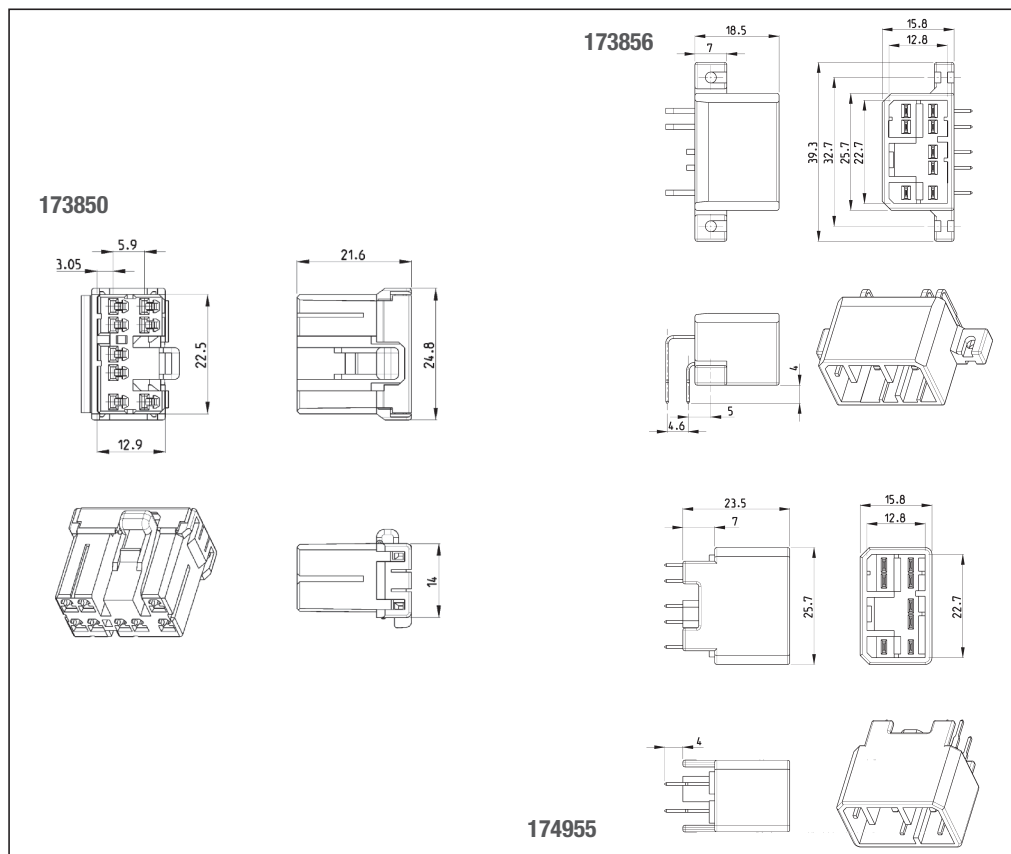
- Housing
- Cap: PBT
- Plug: PBT

Product Specification:

108-5216

Application Specification:

114-5091 (Receptacle)



Technical Features

No. of Positions:

10 Positions

Applicable Wires:

- 0.2–1.25 mm² (AWG 24–16)

Raw Material:

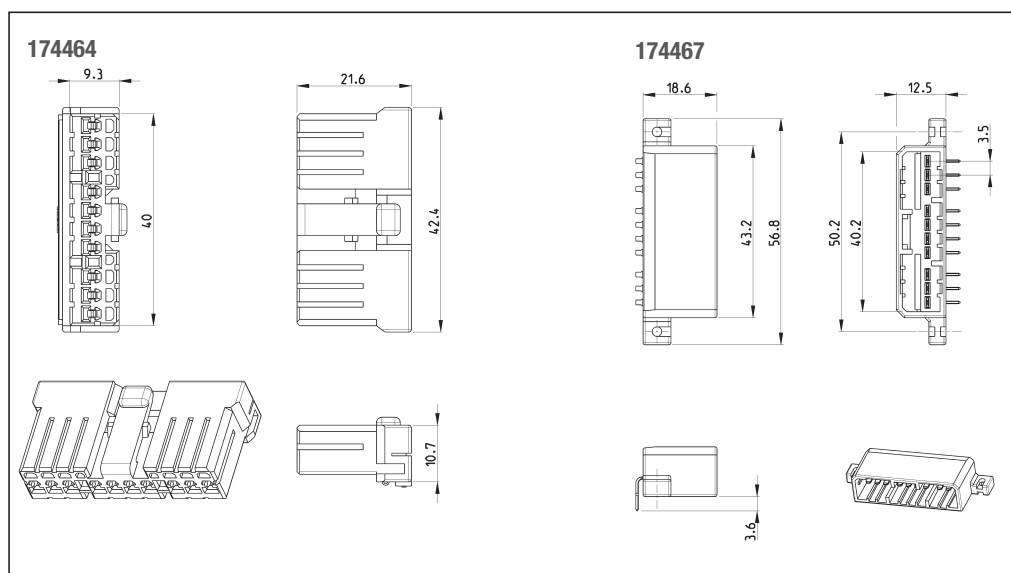
- Housing
- Cap: PBT
- Plug: PBT

Product Specification:

108-5216

Application Specification:

114-5091 (Receptacle)



No. of Positions	Terminate To	Plug Assembly	Cap Housing	Cap Housing Horizontal Mount	Cap Housing Vertical Mount	Mating Plug
8	Board	173850-1 176113-1 Mark II		173856-1 179096-1 Flange cut	174955-1	
10	Board	174464-1 176115-1 Mark II		174467-1		

Note: All Part Numbers are RoHS and ELV compliant.

Wire-to-Board Applications

Technical Features

No. of Positions:

12 Positions

Applicable Wires:

- 0.2–1.25 mm² (AWG 24–16)

Raw Material:

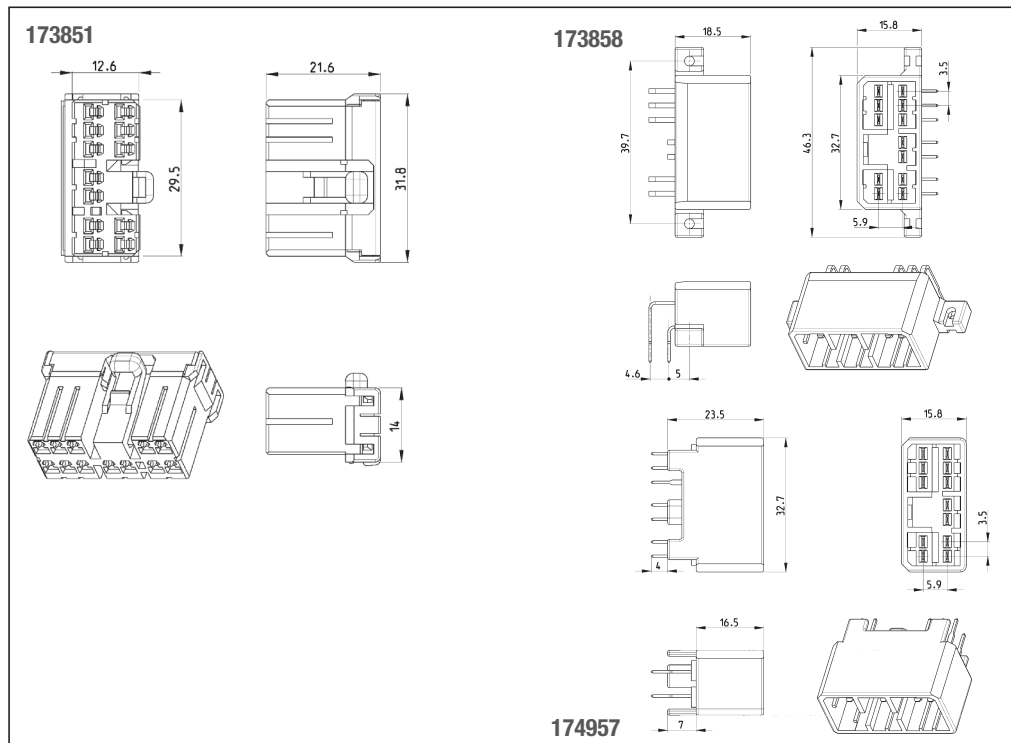
- Housing
- Cap: PBT
- Plug: PBT

Product Specification:

108-5216

Application Specification:

114-5091 (Receptacle)



Technical Features

No. of Positions:

14 Positions

Applicable Wires:

- 0.2–1.25 mm² (AWG 24–16)

Raw Material:

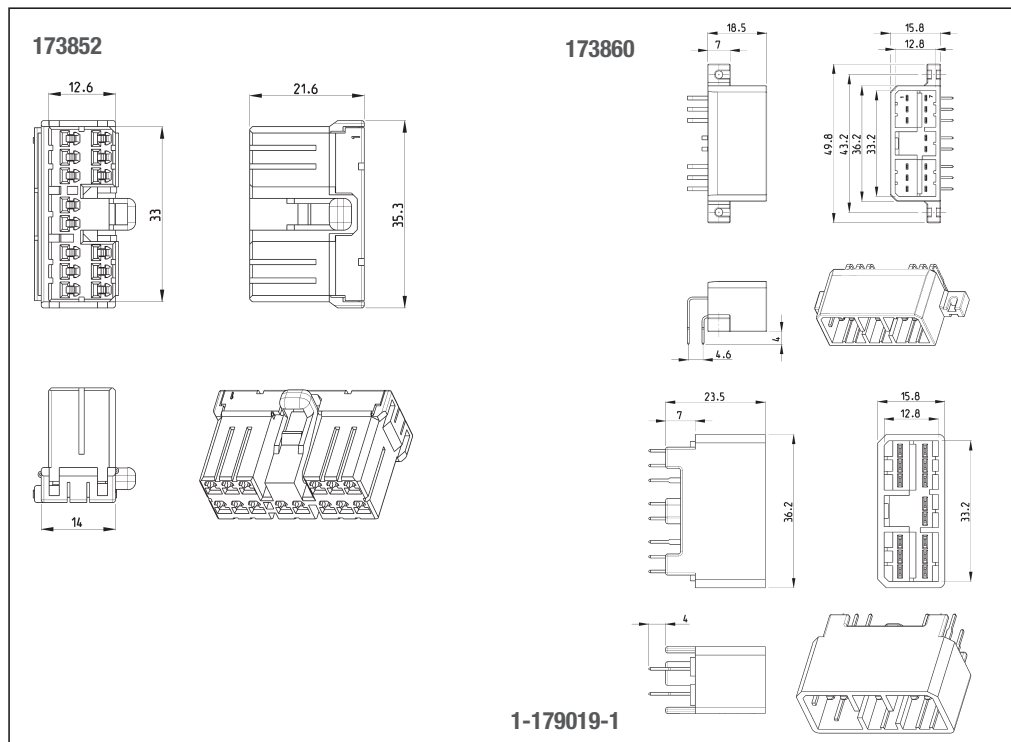
- Housing
- Cap: PBT
- Plug: PBT

Product Specification:

108-5216

Application Specification:

114-5091 (Receptacle)



No. of Positions	Terminate To	Plug Assembly	Cap Housing	Cap Housing Horizontal Mount	Cap Housing Vertical Mount	Mating Plug
12	Board	173851-1 176116-1 Mark II		173858-1	174957-1	
14	Board	173852-1 176117-1 Mark II		173860-1	1-179019-1	

Note: All Part Numbers are RoHS and ELV compliant.

Wire-to-Board Applications

Technical Features

No. of Positions:

18 Positions

Applicable Wires:

- 0.2–1.25 mm² (AWG 24–16)

Raw Material:

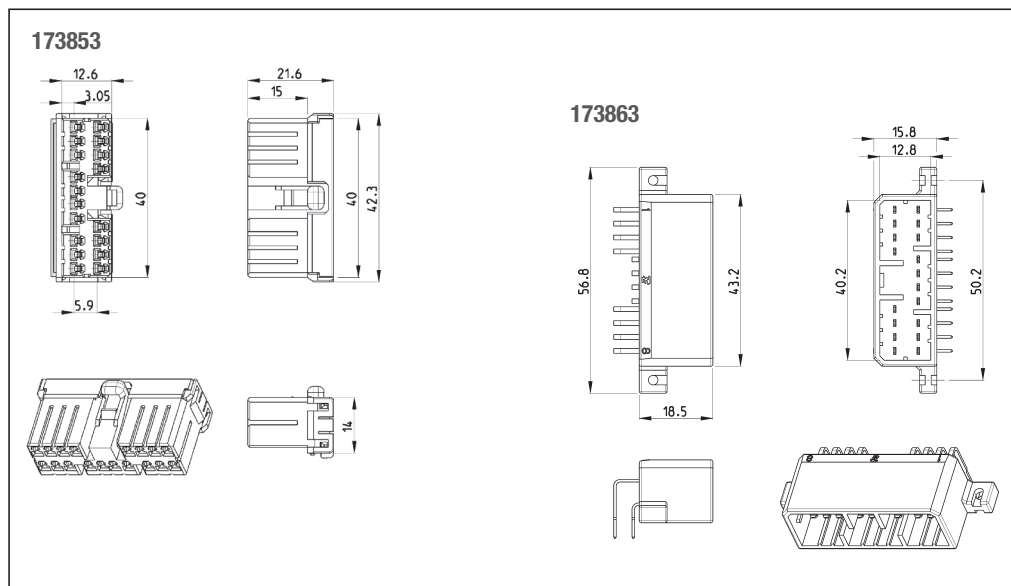
- Housing
Cap: PBT
Plug: PBT

Product Specification:

108-5216

Application Specification:

114-5091 (Receptacle)



Technical Features

No. of Positions:

20 Positions

Applicable Wires:

- 0.2–1.25 mm² (AWG 24–16)

Raw Material:

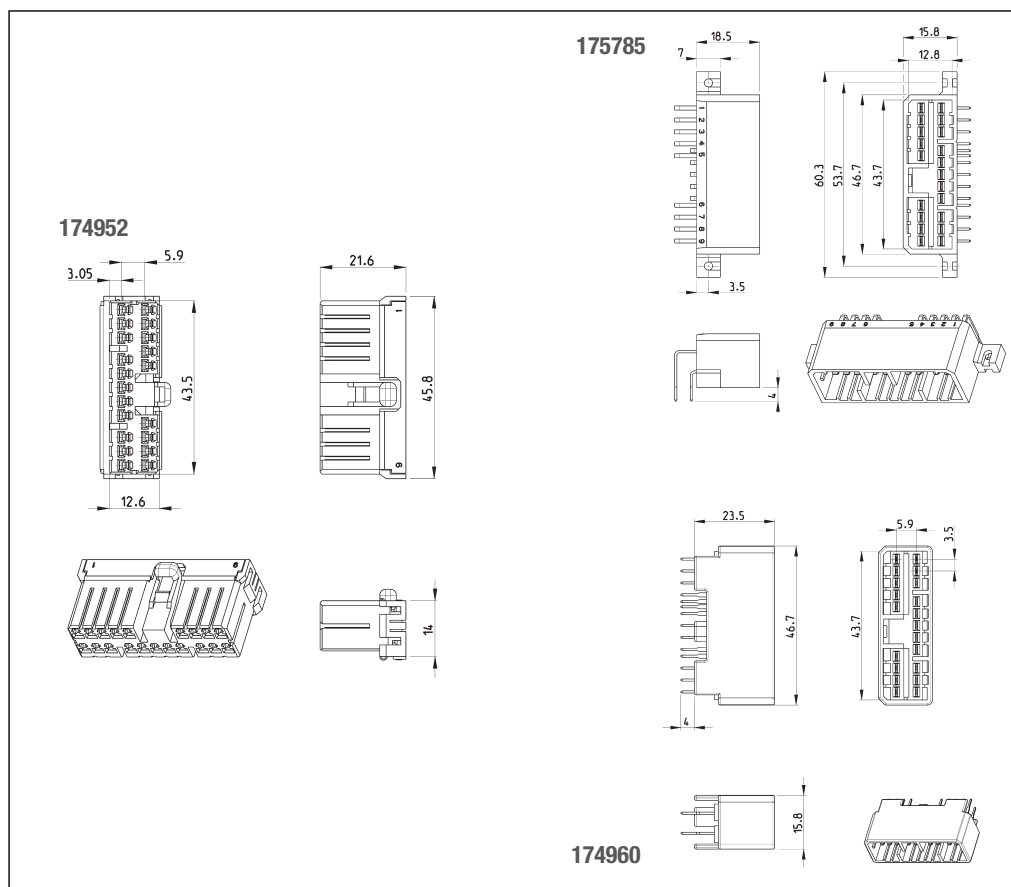
- Housing
Cap: PBT
Plug: PBT

Product Specification:

108-5216

Application Specification:

114-5091 (Receptacle)



No. of Positions	Terminate To	Plug Assembly	Cap Housing	Cap Housing Horizontal Mount	Cap Housing Vertical Mount	Mating Plug
18	Board	173853-1 173118-1 Mark II		173862-1		
20	Board	174952-1 176119-1 Mark II		175785-1	174960-1	

Note: All Part Numbers are RoHS and ELV compliant.

Wire-to-Board Applications

Technical Features

No. of Positions:

42 Positions

Applicable Wires:

- 0.2–1.25 mm² (AWG 24–16)

Raw Material:

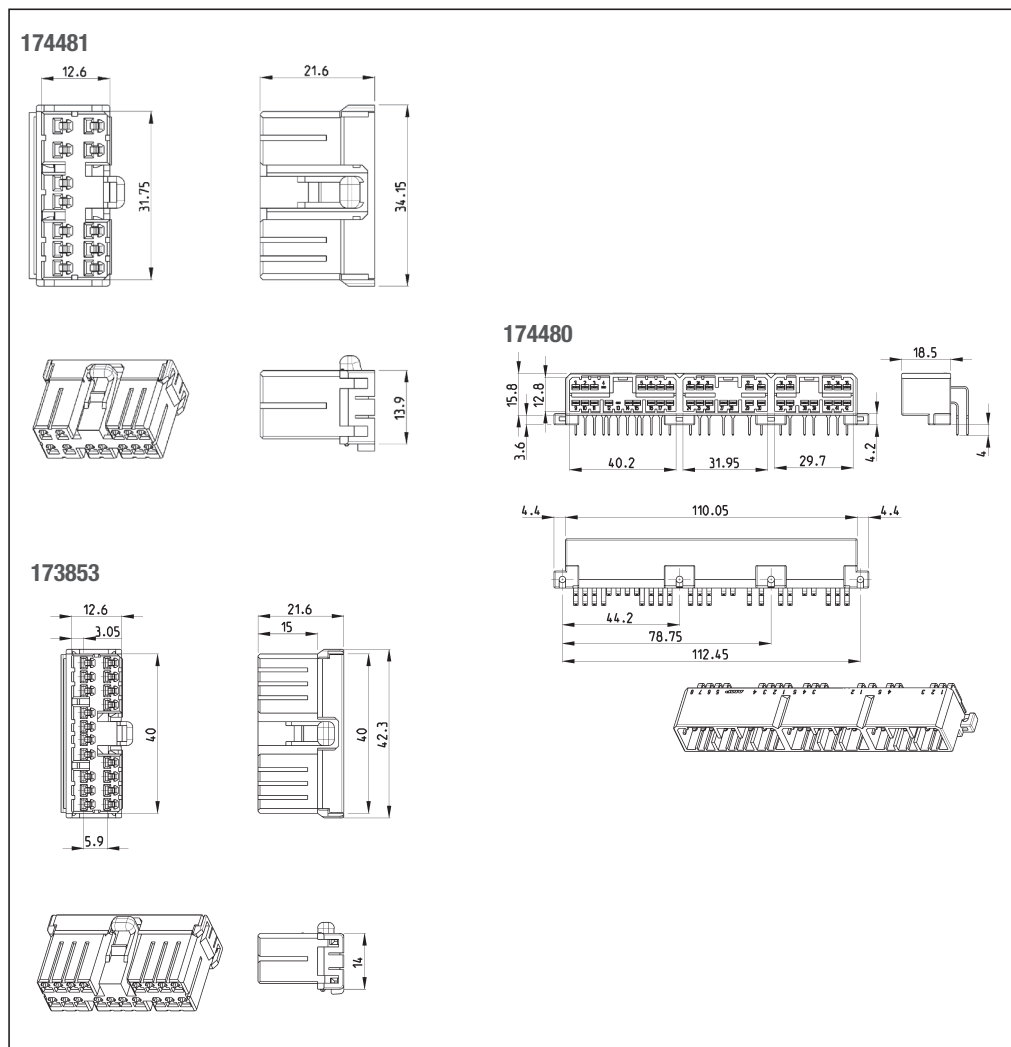
- Housing
Cap: PBT
Plug: PBT

Product Specification:

108-5216

Application Specification:

114-5091 (Receptacle)




No. of Positions	Terminate To	Plug Assembly	Cap Housing	Cap Housing Horizontal Mount	Cap Housing Vertical Mount	Mating Plug
42	Board	174481-1 (12p) 173851-1 (12p) 173853-1 (18p)		174480-1		

Note: All Part Numbers are RoHS and ELV compliant.


Engineering Notes



Introduction



.025 (0.64 mm) Series Connectors are High-Density Connectors for Automotive Applications such as ECU and down sized Wire Harnesses.



Features

- Connectors for automotive applications suitable for high-density mountings.
- Designed to resist deformation of contacts by scooping at mating/unmating.
- Low insertion force contacts optimized to tolerate fretting corrosion.
- Side-locks prevent half-mating of connector halves and increase connector retention force.
- Without closing double locks, connectors cannot mate.
- Hybrid types of 0.25/.040 and 0.25/.090 are also available.
- Many numbers of positioned housings will be available.

See the following pages for Application Specifications, Product Specification and Instruction Sheet.

Receptacle Contacts (for Contact Lance)

Technical Features

Contact Material:

Copper Alloy

Contact Finish:

Pre-tin plated

Post-tin plated

Selective gold plated

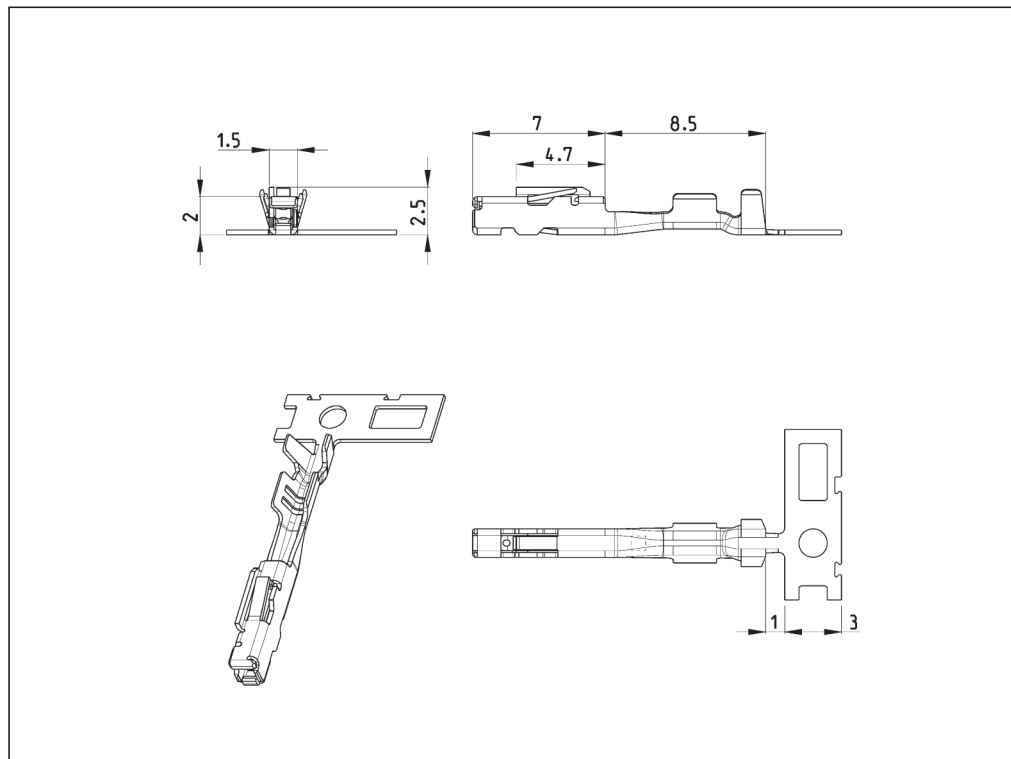
Application Specifications:

114-5250-1

114-5276-1

Instruction Sheet:

411-5981



Wire Size Range		Wire Insulation Diameter (mm)	Material and Finish	Part Numbers	
(mm ²)	(AWG)			Strip Form	Loose-Piece
0.22–0.5		0.95–1.70	Copper Alloy, pre-tin plated	1123343-1	1318143-1
			Copper Alloy, selective gold plated	1123343-2	1318143-2
0.3–0.5		1.10–1.35	Copper Alloy, post-tinned	1318688-1	
0.08–0.14		1.1–1.4	Copper Alloy, post-tinned	1565403-1	
0.22		0.8–1.2	Copper Alloy, post-tinned	1565404-1	

Note: All Part Numbers are RoHS and ELV compliant.

Receptacle Contacts (for Housing Lance)

Technical Features

Contact Material:

Copper Alloy

Contact Finish:

Pre-tin plated

Selective gold plated

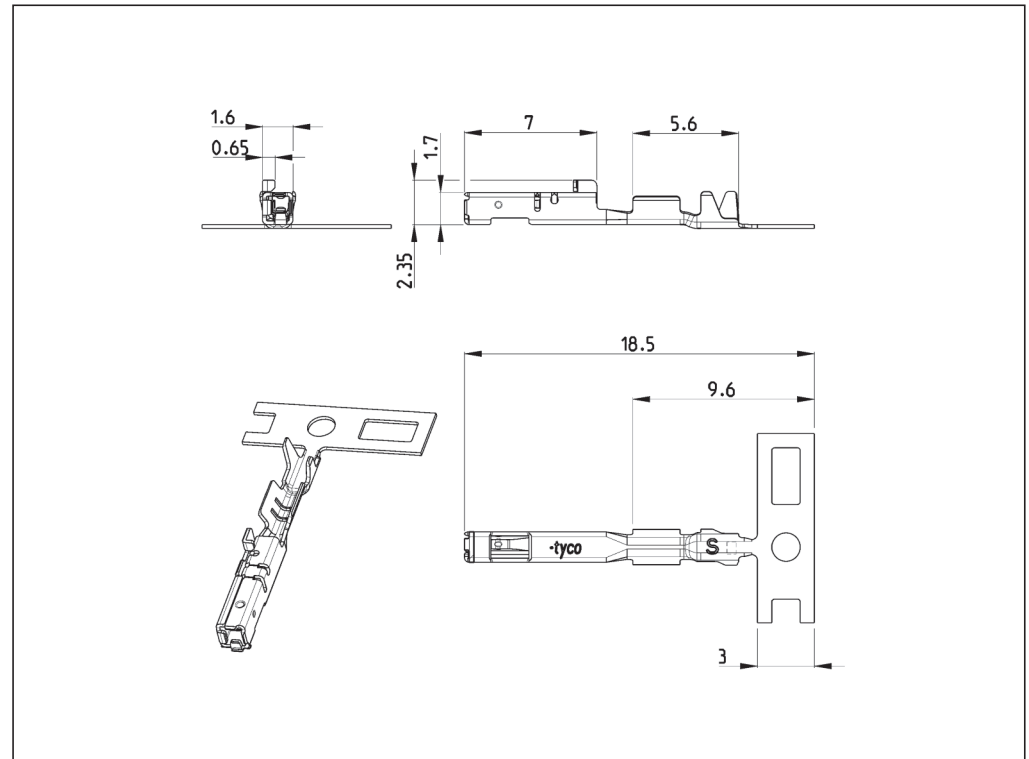
Application Specification:

114-5329-1

Instruction Sheet:

411-78188

411-78187



Wire Size Range		Wire Insulation Diameter (mm)	Material and Finish	Part Numbers	
(mm ²)	(AWG)			Strip Form	Loose-Piece
0.13–0.22		0.81–1.05	Copper Alloy, pre-tin plated	1674936-1	1827805-1
			Copper Alloy, selective gold plated	1674936-2	1827805-2
0.35–0.50		1.06–1.70	Copper Alloy, pre-tin plated	1674311-1	1827804-1
			Copper Alloy, selective gold plated	1674311-2	1827804-2

Note: All Part Numbers are RoHS and ELV compliant.

Receptacle Contacts (for Contact Lance)

Technical Features

Contact Material:

Copper Alloy
Brass

Contact Finish:

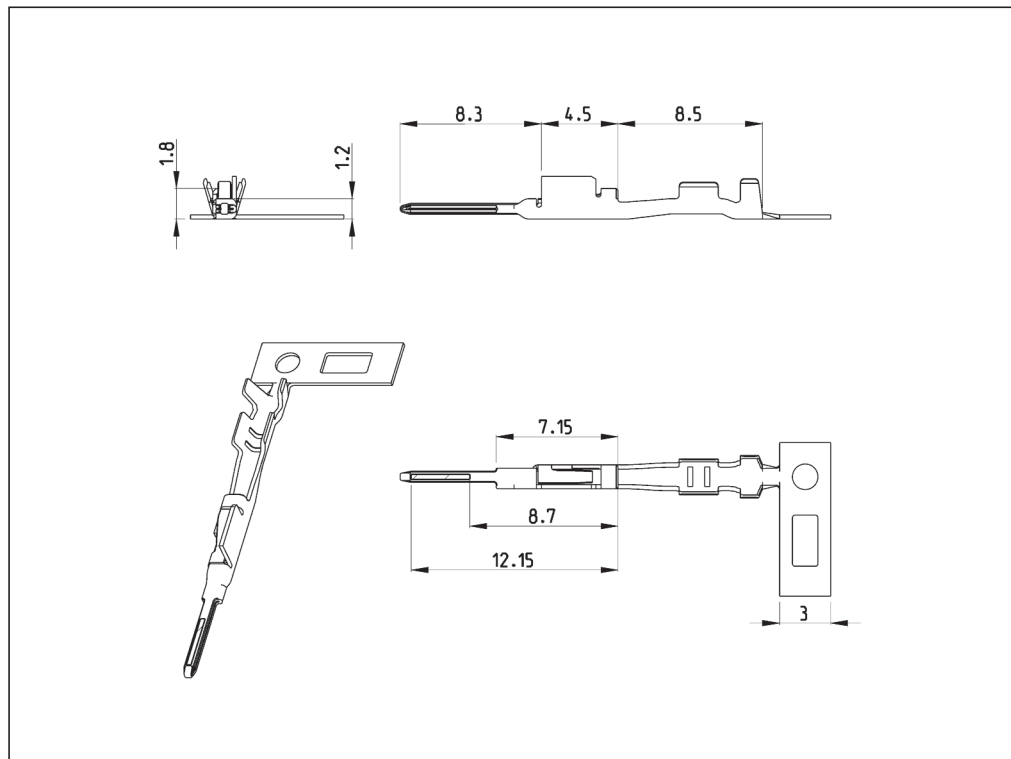
Pre-tin plated
Post-tin plated
Selective gold plated

Application Specifications:

114-5291-1
114-5276-1

Instruction Sheet:

411-5981



Wire Size Range		Wire Insulation Diameter (mm)	Material and Finish	Part Numbers	
(mm ²)	(AWG)			Strip Form	Loose-Piece
0.22–0.50		0.95–1.70	Brass, pre-tin plated	1376109-1	1376607-1
			Brass, selective gold plated	1376109-2	1376607-2
0.08–0.14		1.1–1.4	Copper Alloy, post-tinned	1473818-1 *	
0.22		0.8–1.2	Copper Alloy, post-tinned	1565406-1 *	

*) IDC Terminal Version.

Note: All Part Numbers are RoHS and ELV compliant.

.040 (1.0 mm) Receptacle Contacts (for some .025 Series and Hybrid Plugs)

Technical Features

Contact Material:

Copper Alloy

Contact Finish:

Pre-tin plated

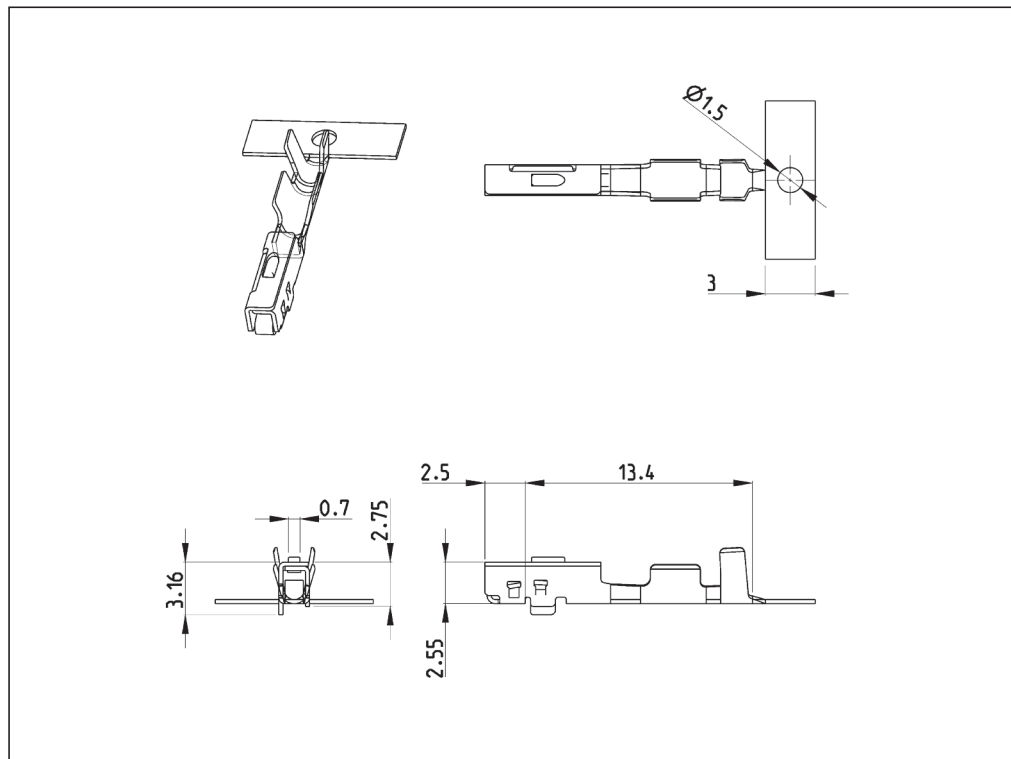
Selective gold plated

Application Specification:

114-5217-1

Instruction Sheet:

411-78003



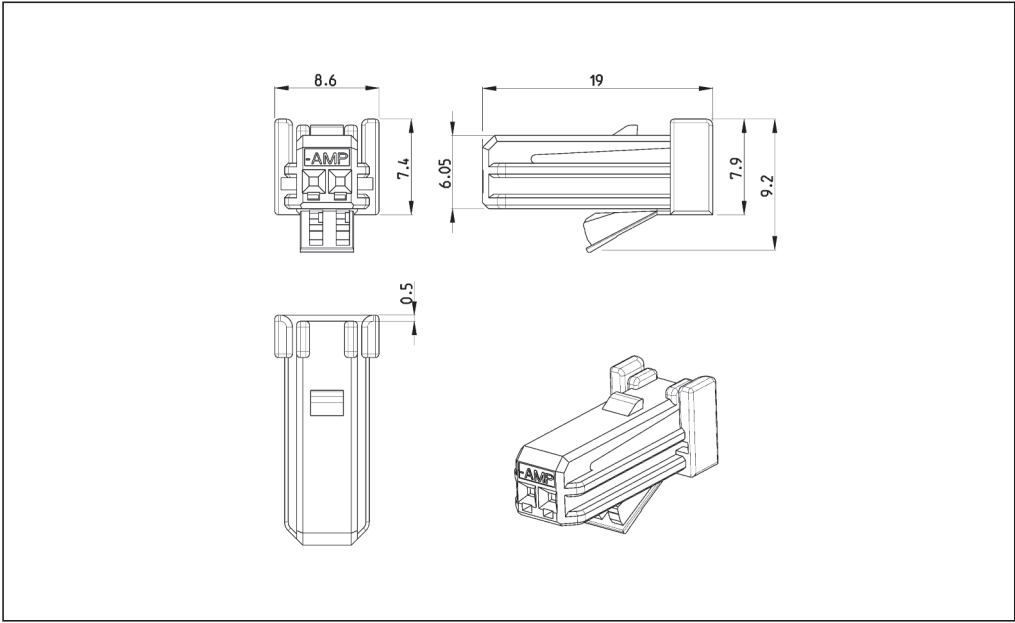
Wire Size Range		Wire Insulation Diameter (mm)	Material and Finish	Part Numbers	
(mm ²)	(AWG)			Strip Form	Loose-Piece
0.3–0.5		1.4–1.7	Copper Alloy, pre-tin plated	316836-1	1376700-1
			Copper Alloy, selective gold plated	316837-2	1376701-2

Note: All Part Numbers are RoHS and ELV compliant.

.025 (0.64) Series Connectors

Technical Features

- No. of Positions:**
2 Positions
- Housing Materials:**
PBT
- Wire Size Range:**
0.22–0.5 mm²
- Product Specification:**
108-5675
- Application Specification:**
114-5250



No. of Positions	Terminate To	Plug Assembly	Cap Housing	Cap Housing Horizontal Mount	Cap Housing Vertical Mount	Mating Plug
2	Board	1473143-1 1473143-2	N/A			

Note: All Part Numbers are RoHS and ELV compliant.

.025 (0.64) Series Connectors

Technical Features

No. of Positions:

4 Positions

Housing Materials:

PBT, SPS

Wire Size Range:

0.13–0.5 mm²

Product Specifications:

108-5675

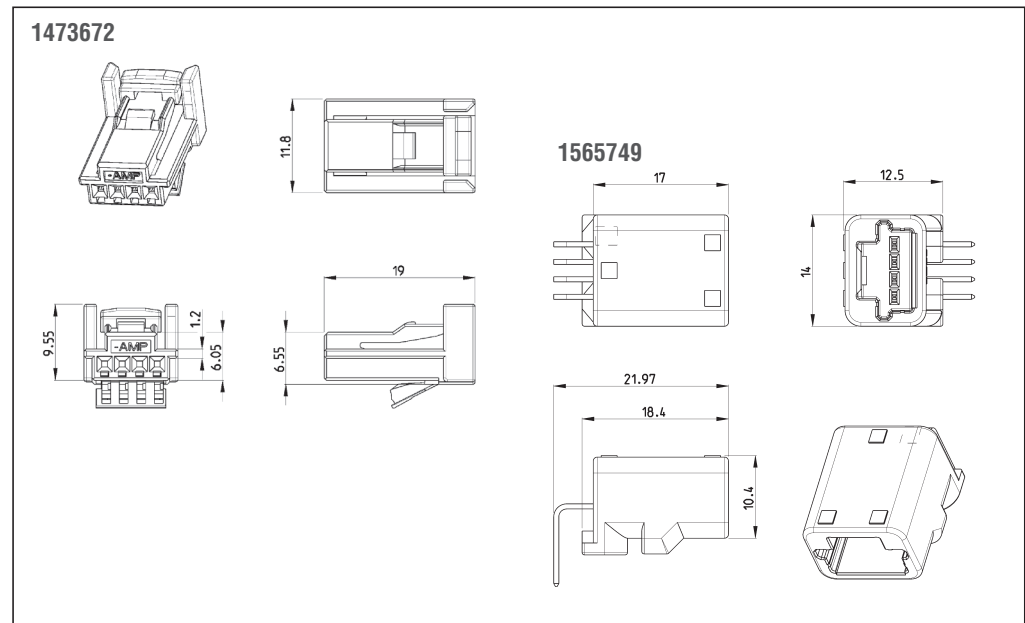
108-5660

108-78247

Application Specifications:

114-5250

114-5329



No. of Positions	Terminate To	Plug Assembly	Cap Housing	Cap Housing Horizontal Mount	Cap Housing Vertical Mount	Mating Plug
4	Wire	1473800-1 ¹⁾ (sub plug for IDC contact)	1473790-1			
		1473801-1 ¹⁾ (lock housing for IDC contact)) 1717248-1 ¹⁾				
4	Board	1318620-2 ²⁾			1376515-1	
4	Board	1473672-1 ²⁾		1565749-1 1-1565749-0		
		1473672-1 (key 1)		1565749-1 (key 1)		
		1473672-2 (key 2)		1565749-3 (key 2)		
4	Board	1746911-1 ³⁾		1746909-1		

¹⁾ IDC Terminal Version

²⁾ Contact Lance Version

³⁾ Housing Lance Version

^{*)} IDC Contact Pre-loaded Sub Housing

Note: All Part Numbers are RoHS and ELV compliant.

.025 (0.64) Series Connectors

Technical Features

No. of Positions:

6 Positions

Housing Materials:

PBT

Wire Size Range:

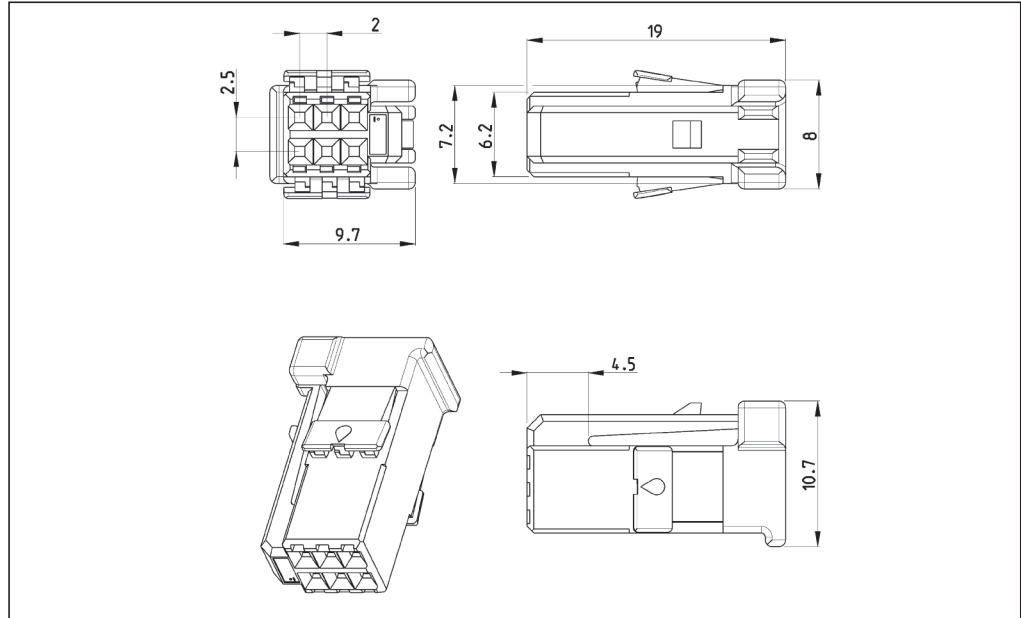
0.22–0.5 mm²

Product Specification:

108-5620

Application Specification:

114-5250



No. of Positions	Terminate To	Plug Assembly	Cap Housing	Cap Housing Horizontal Mount	Cap Housing Vertical Mount	Mating Plug
6	Wire	1318305-2 ²⁾				

²⁾ Contact Lance Version

Note: All Part Numbers are RoHS and ELV compliant.

.025 (0.64) Series Connectors

Technical Features

No. of Positions:

7 Positions

Housing Materials:

PBT

Wire Size Range:

0.22–0.5 mm²

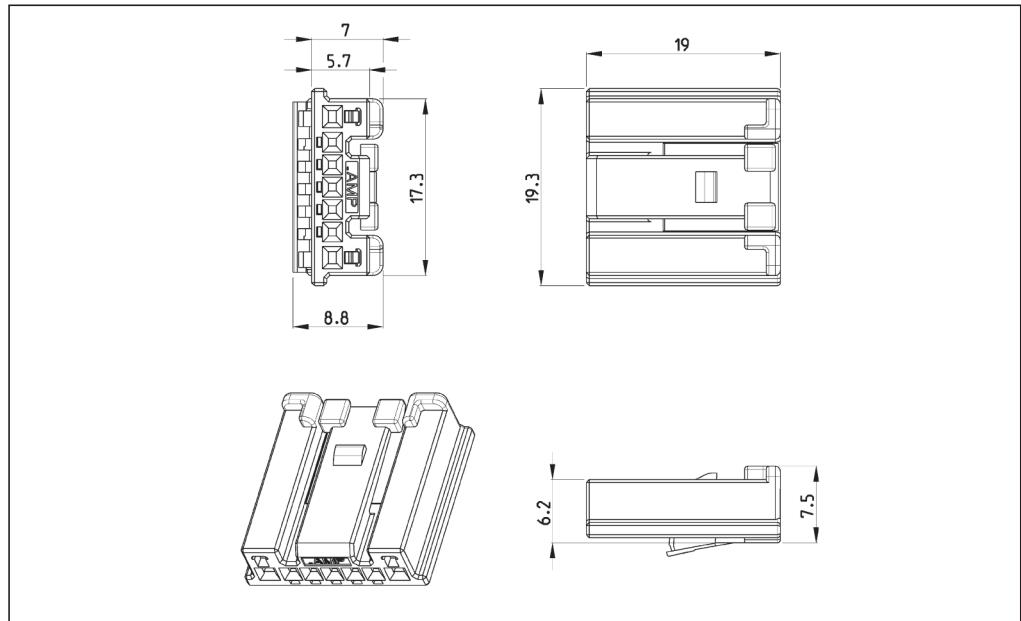
Product Specification:

108-5664

Application Specifications:

114-5217

114-5250



No. of Positions	Terminate To	Plug Assembly	Cap Housing	Cap Housing Horizontal Mount	Cap Housing Vertical Mount	Mating Plug
7	Wire	1318801-1 ²⁾				

²⁾ Contact Lance Version

Note: All Part Numbers are RoHS and ELV compliant.

.025 (0.64) Series Connectors

Technical Features

No. of Positions:

8 Positions

Housing Materials:

PBT

SPS

Wire Size Range:

0.13–0.5 mm²

Product Specifications:

108-5660

108-5664

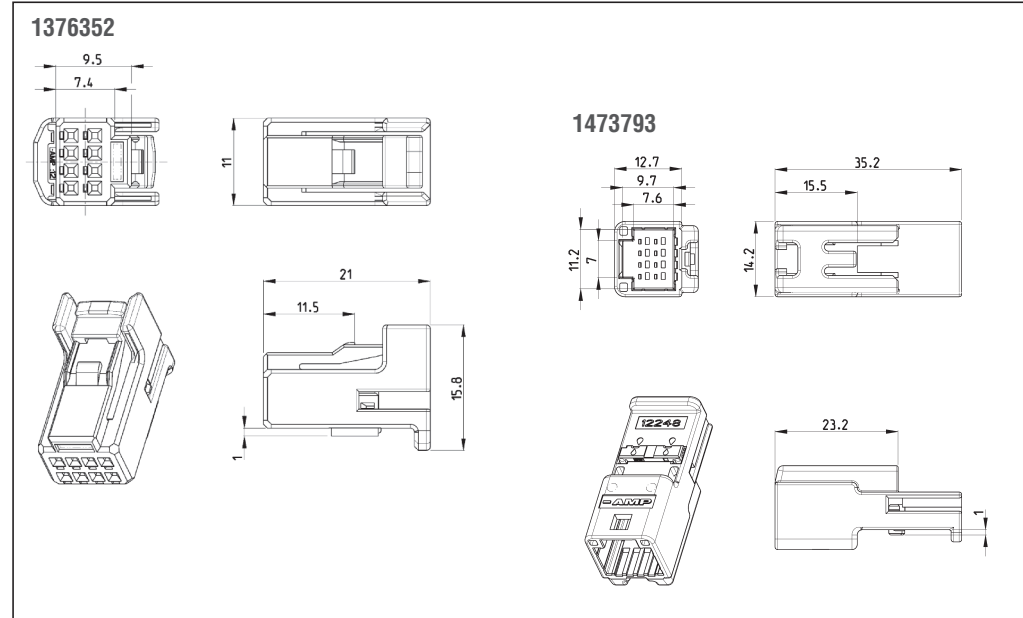
108-5931

108-5668

Application Specifications:

114-5329

114-5250



No. of Positions	Terminate To	Plug Assembly	Cap Housing	Cap Housing Horizontal Mount	Cap Housing Vertical Mount	Mating Plug
8	Wire	1376352-1 ²⁾ 1717103-1 ³⁾ (sub plug for IDC contact) 1473800-1 ¹⁾ (lock housing for IDC contact) *) 1473802-1 ¹⁾	1473793-1			
8 (2 row)	Board	1376352-1 ²⁾ 1717103-1 ³⁾ (sub plug for IDC contact) 1473800-1 (lock housing for IDC contact) *) 1473802-1		1376350-2 1376350-9	1939403-1 (SMD)	
8 (1 row)	Board	1376368-1 ²⁾ 1746875-1 ³⁾		1376366-2 1376366-8 1747285-2		

¹⁾ IDC Terminal Version

²⁾ Contact Lance Version

³⁾ Housing Lance Version

*) IDC Contact Pre-loaded Sub Housing

Note: All Part Numbers are RoHS and ELV compliant.

.025 (0.64) Series Connectors

Technical Features

No. of Positions:

12 Positions

Housing Materials:

PBT

SPS

Wire Size Range:

0.13–0.5 mm²

Product Specifications:

108-5660

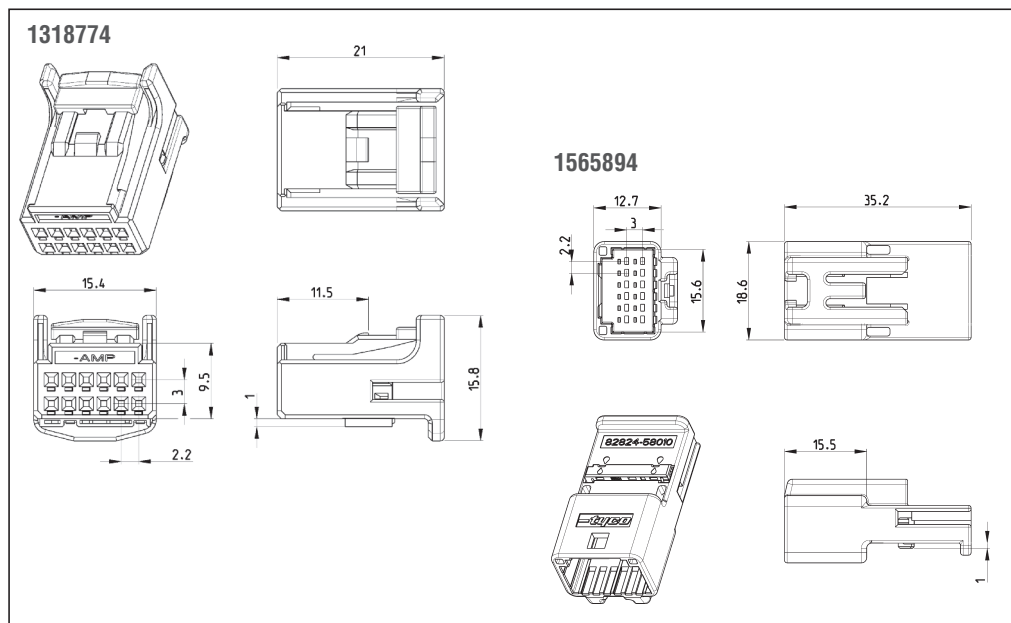
108-5931

108-5668

Application Specifications:

114-5329

114-5250



No. of Positions	Terminate To	Plug Assembly	Cap Housing	Cap Housing Horizontal Mount	Cap Housing Vertical Mount	Mating Plug
12	Wire	1318774-1 ²⁾	1565894-1			
		1376675-1 ²⁾				
		(short body)				
		1717106-1 ³⁾				
		1746872-1 ²⁾				
		(short body)				
		1473809-1 ¹⁾				
		(sub plug for IDC contact)				
		1473810-1 ¹⁾				
		(lock housing for IDC contact)				
12	Board	*) 1717591-1 ¹⁾				
		1318774-1 ²⁾				
		1376675-1 ²⁾				
		(short body)				
		1717106-1 ³⁾				
		1746872-1 ²⁾				
		(short body)				
		1473809-1				
		(sub plug for IDC contact)				
		1473810-1				
		(lock housing for IDC contact)		1-1318772-3	1473898-4	
		*) 1717591-1				
		1318774-1 ²⁾				
		1376675-1 ²⁾				
		(short body)				
		1717106-1 ³⁾				
		1746872-1 ²⁾				
		(short body)				
		1473809-1				
		(sub plug for IDC contact)				
		1473810-1		1318772-2	1473898-1	
		(lock housing for IDC contact)				
		*) 1717591-1				
		1318774-1 ²⁾				
		1376675-1 ²⁾				
		(short body)				
		1717106-1 ³⁾				
		1746872-1 ²⁾				
		(short body)				
		1473809-1				

¹⁾ IDC Terminal Version

²⁾ Contact Lance Version

³⁾ Housing Lance Version

*) IDC Contact Pre-loaded Sub Housing

Note: All Part Numbers are RoHS and ELV compliant.

.025 (0.64) Series Connectors

Technical Features

No. of Positions:

16 Positions

Housing Materials:

PBT

SPS

Wire Size Range:

0.13–0.5 mm²

Product Specifications:

108-5660

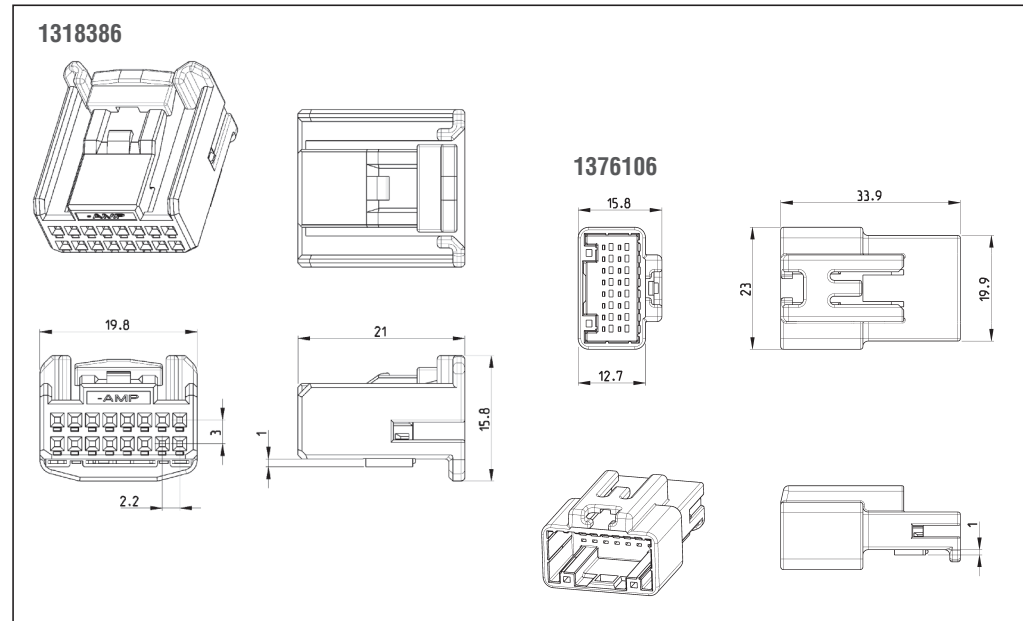
108-5931

108-5668

Application Specifications:

114-5329

114-5250



No. of Positions	Terminate To	Plug Assembly	Cap Housing	Cap Housing Horizontal Mount	Cap Housing Vertical Mount	Mating Plug
16	Wire	1318386-1 ²⁾	1376106-1			
		1717109-1 ³⁾	1473203-1			
		1318692-1	1473796-1			
		(sub plug for IDC contact)				
		1318694-1				
16	Board	(lock housing for IDC contact)				
		1318690-1 [*]				
		1318386-1 ²⁾	1612040-2	1318382-2	1565476-1	
		1717109-1 ³⁾	(SMD bottom entry)	1318382-3	1717396-2 (SMD)	
		1318692-1				
16	Board	(sub plug for IDC contact)				
		1318694-1 [*]				
		(lock housing for IDC contact)				
16	Board	1318690-1				

²⁾ Contact Lance Version

³⁾ Housing Lance Version

^{*} IDC Contact Pre-loaded Sub Housing

Note: All Part Numbers are RoHS and ELV compliant.

.025 (0.64) Series Connectors

Technical Features

No. of Positions:

20 Positions

Housing Materials:

PBT

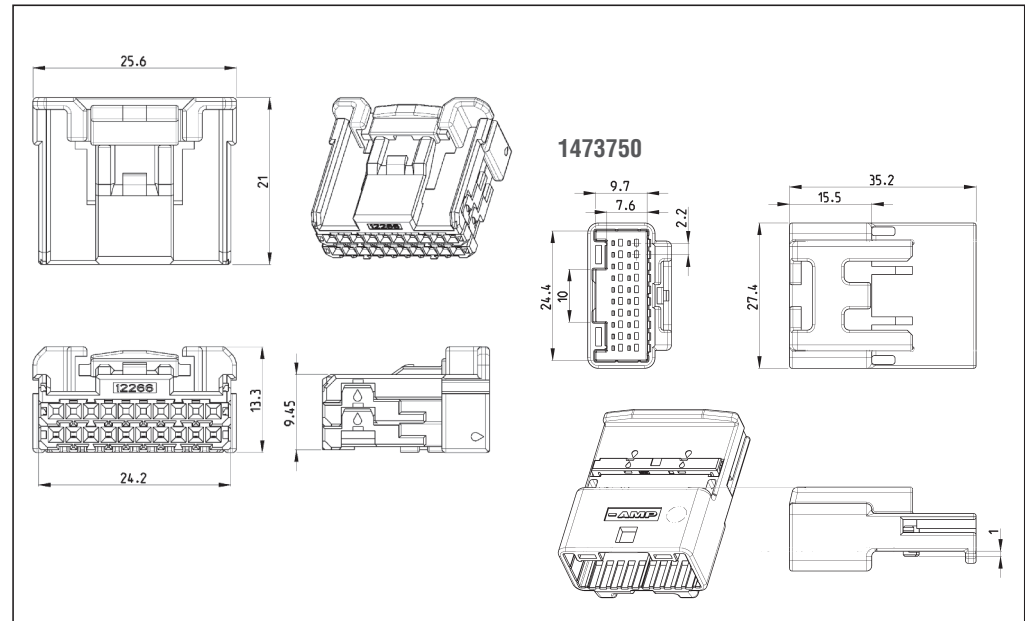
Wire Size Range:

0.22–0.5 mm²

Product Specification:

108-5660

Application Specification:



No. of Positions	Terminate To	Plug Assembly	Cap Housing	Cap Housing Horizontal Mount	Cap Housing Vertical Mount	Mating Plug
20	Wire	1473807-1 (sub plug for IDC contact) 1473808-1 (lock housing for IDC contact) 1717249-1*)	1473750-1			

*) IDC Contact Pre-loaded Sub Housing

Note: All Part Numbers are RoHS and ELV compliant.

.025 (0.64) Series Connectors

Technical Features

No. of Positions:

24 Positions

Housing Materials:

PBT

SPS

Wire Size Range:

0.13–0.5 mm²

Product Specifications:

108-5660

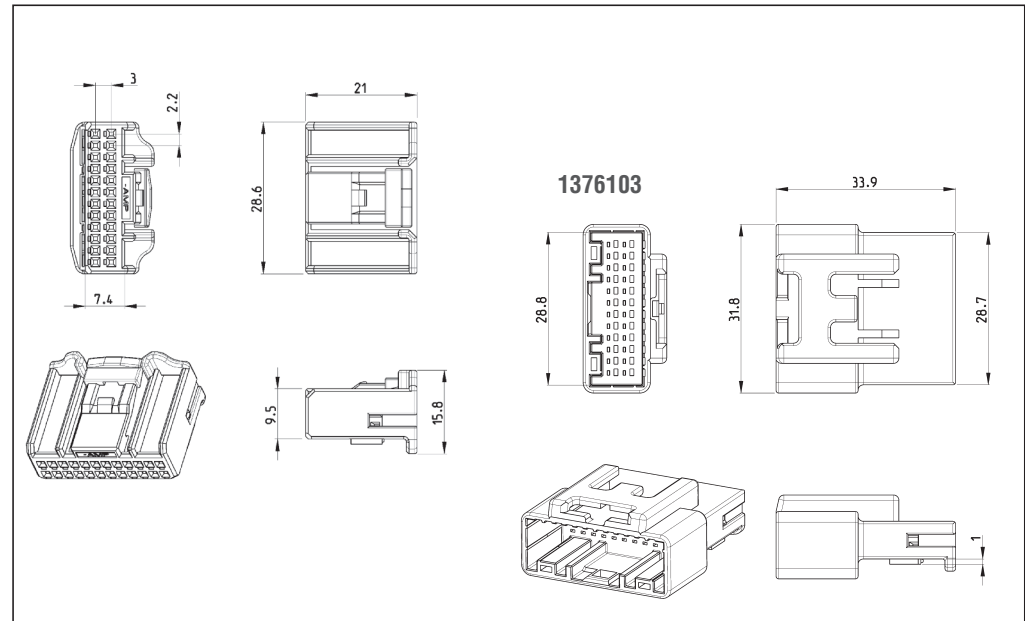
108-5931

108-5668

Application Specifications:

114-5329

114-5250



No. of Positions	Terminate To	Plug Assembly	Cap Housing	Cap Housing Horizontal Mount	Cap Housing Vertical Mount	Mating Plug
24	Wire	1318917-1 ²⁾ 1717112-1 ³⁾ 1473803-1 (sub plug for IDC contact) 1473804-1 (lock housing for IDC contact) 1746126-1 [*])	1376103-1			
24	Board	1318917-1 ²⁾ 1717112-1 ³⁾ 1473803-1 (sub plug for IDC contact) 1473804-1 (lock housing for IDC contact) 1746126-1 [*])		1-1318853-3 1318853-2	1376111-2 1376111-6 1717394-2 (SMD)	
24		N/A	1-1612048-0 (low profile)			

²⁾ Contact Lance Version

³⁾ Housing Lance Version

^{*}) IDC Contact Pre-loaded Sub Housing

Note: All Part Numbers are RoHS and ELV compliant.

.025 (0.64) Series Connectors

Technical Features

No. of Positions:

28 Positions

Housing Materials:

PBT

Wire Size Range:

0.13–0.5 mm²

Product Specifications:

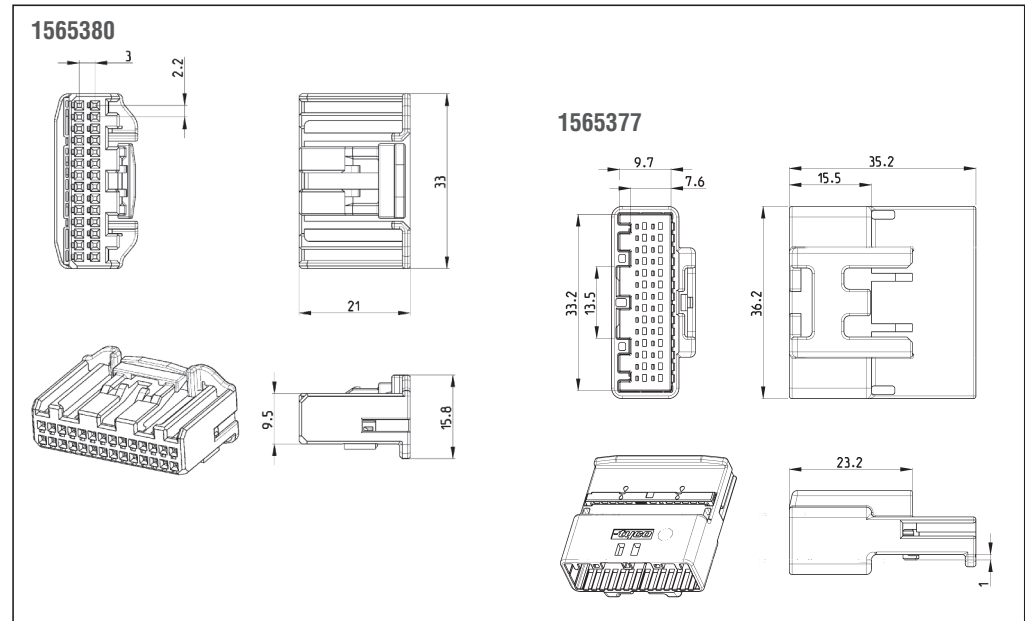
108-5931

108-5668

Application Specifications:

114-5329

114-5250



No. of Positions	Terminate To	Plug Assembly	Cap Housing	Cap Housing Horizontal Mount	Cap Housing Vertical Mount	Mating Plug
28	Wire	1565380-1 ²⁾ 1717115-1 ³⁾	1565377-1			
28	Board	1565380-1 ²⁾ 1717115-1 ³⁾		1565373-4	1565375-4	

¹⁾ IDC Terminal Version

²⁾ Contact Lance Version

³⁾ Housing Lance Version

Note: All Part Numbers are RoHS and ELV compliant.

.025 (0.64) Series Connectors

Technical Features

No. of Positions:

32 Positions

Housing Materials:

PBT

SPS

Wire Size Range:

0.13–0.5 mm²

Product Specifications:

108-5660

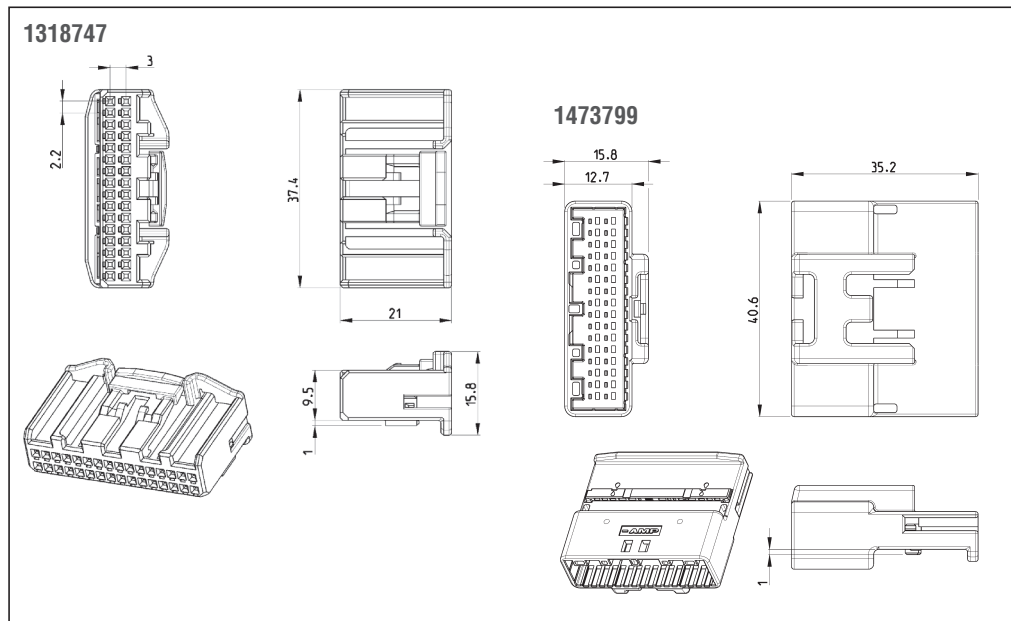
108-5931

108-5668

Application Specifications:

114-5329

114-5250



No. of Positions	Terminate To	Plug Assembly	Cap Housing	Cap Housing Horizontal Mount	Cap Housing Vertical Mount	Mating Plug
32	Wire	1318747-1 ²⁾	1473799-1			
		1717118-1 ³⁾				
		1473805-1				
		(sub plug for IDC contact)				
		1473806-1				
32	Board	(lock housing for IDC contact)				
		1717250-1 [*]				
		1318747-1 ²⁾		1318745-2		
		1717118-1 ¹⁾		1318745-5		
		1473805-1				
32	Board	(sub plug for IDC contact)				
		1473806-1				
		(lock housing for IDC contact)				
32	Board	1717250-1 [*]				
		N/A	1612050-6 (low profile)			

¹⁾ IDC Terminal Version

²⁾ Contact Lance Version

³⁾ Housing Lance Version

^{*}) IDC Contact Pre-loaded Sub Housing

Note: All Part Numbers are RoHS and ELV compliant.

.025 (0.64) Series Connectors

Technical Features

No. of Positions:

40 Positions

Housing Materials:

PBT

SPS

Wire Size Range:

0.13–0.5 mm²

Product Specifications:

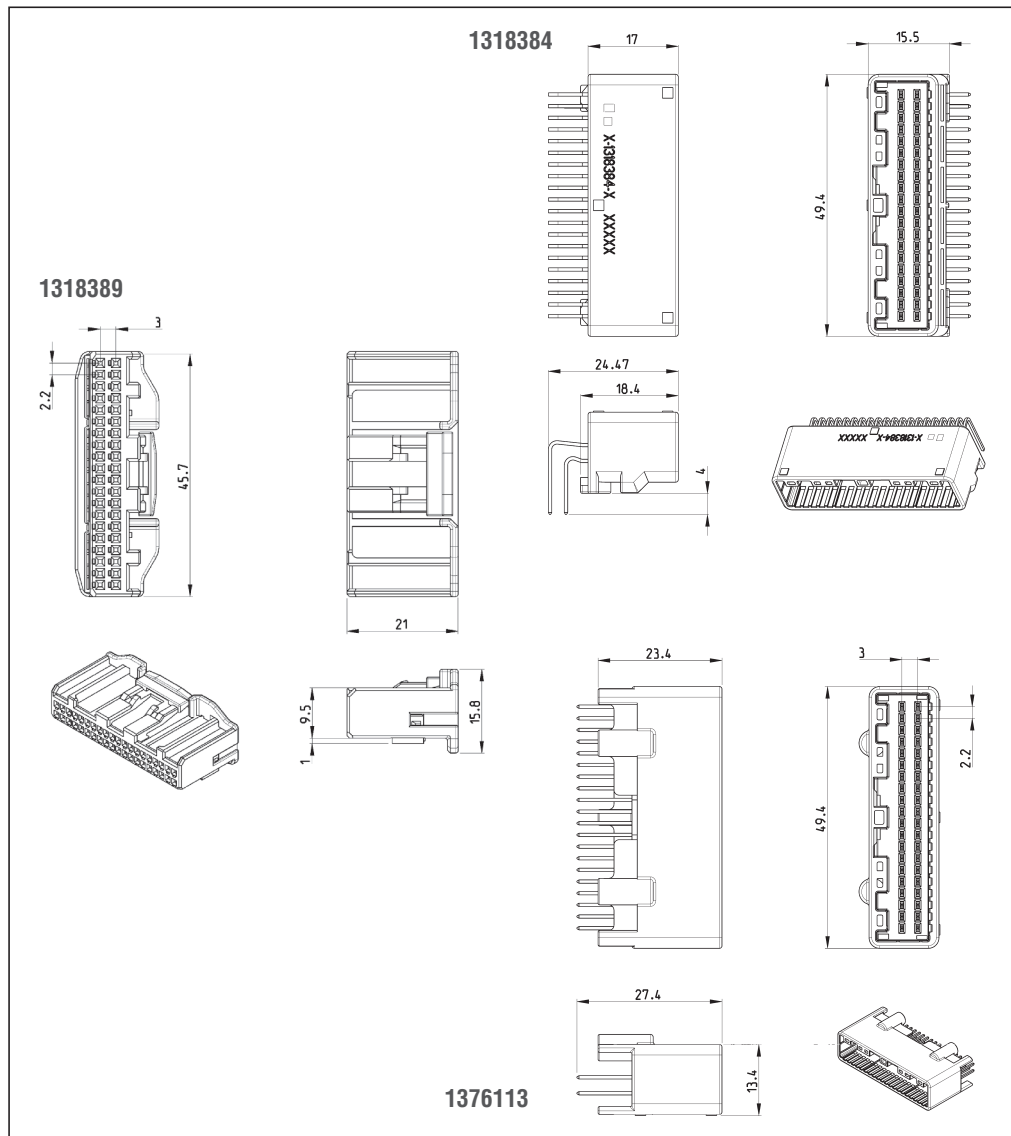
108-5931

108-5668

Application Specifications:

114-5329

114-5250



No. of Positions	Terminate To	Plug Assembly	Cap Housing	Cap Housing Horizontal Mount	Cap Housing Vertical Mount	Mating Plug
40	Board	1318389-1 ²⁾		1318384-2	1376113-2	
		1674312-1 ³⁾		1-1318384-3	1376113-5	
		1318693-2 (sub plug for IDC contact)			174764-2 (SMD)	
		1318695-1 (lock housing for IDC contact)				
		1318691-1 [*]				
		N/A	1612052-6 (low profile)			

¹⁾ IDC Terminal Version

²⁾ Contact Lance Version

³⁾ Housing Lance Version

^{*} IDC Contact Pre-loaded Sub Housing

Note: All Part Numbers are RoHS and ELV compliant.

.025 (0.64 mm) / .375 (9.5 mm) Wire-to-Board Applications

Technical Features

No. of Positions:

24 Positions

Housing Materials:

PBT

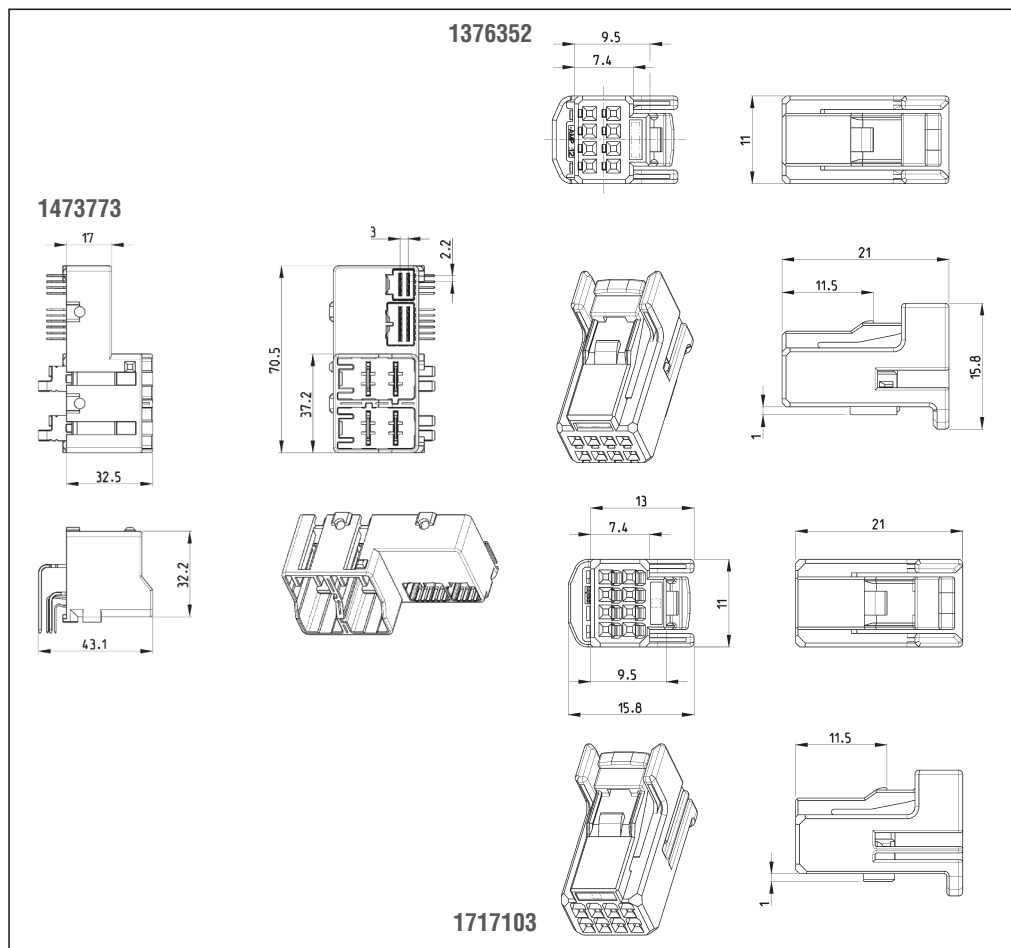
Wire Size Range:

0.13–0.5 mm²

Product Specification:

108-5773

Application Specification:



No. of Positions	Terminate To	Plug Assembly	Cap Housing	Cap Housing Horizontal Mount	Cap Housing Vertical Mount	Mating Plug
24	Board			1473773-7		
8						1376352-1 ²⁾ 1717103-1 ³⁾
12						1565287-1 ²⁾ 1747375-1 ³⁾
2 **)						

²⁾ Contact Lance Version

³⁾ Housing Lance Version

^{*)} IDC Contact Pre-loaded Sub Housing

^{**)} Please contact TE Connectivity for the 2 position of .375 (9.5) plug and receptacle contact

Note: All Part Numbers are RoHS and ELV compliant.

.025 (0.64 mm) / .375 (9.5 mm) Wire-to-Board Applications

Technical Features

No. of Positions:

26 Positions

Housing Materials:

SPS

PBT

Wire Size Range:

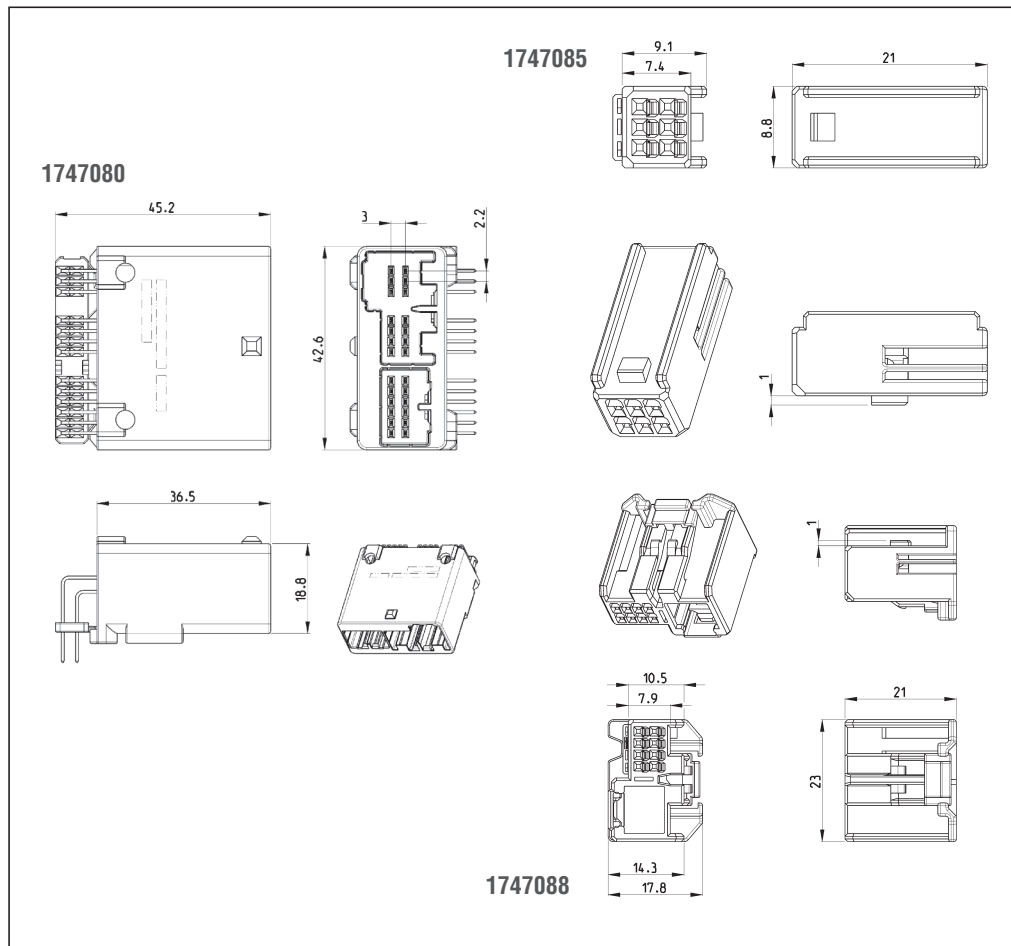
0.13–0.5 mm²

Product Specification:

108-5773

Application Specification:

411-78150



No. of Positions	Terminate To	Plug Assembly	Cap Housing	Cap Housing Horizontal Mount	Cap Housing Vertical Mount	Mating Plug
26	Board			1747080-1		
6						1747085-1 ²⁾
8						1747088-1 ²⁾

²⁾ Contact Lance Version

Note: All Part Numbers are RoHS and ELV compliant.

.025 (0.64 mm) / .375 (9.5 mm) Wire-to-Board Applications

Technical Features

No. of Positions:

28 Positions

Housing Materials:

SPS

PBT

Wire Size Range:

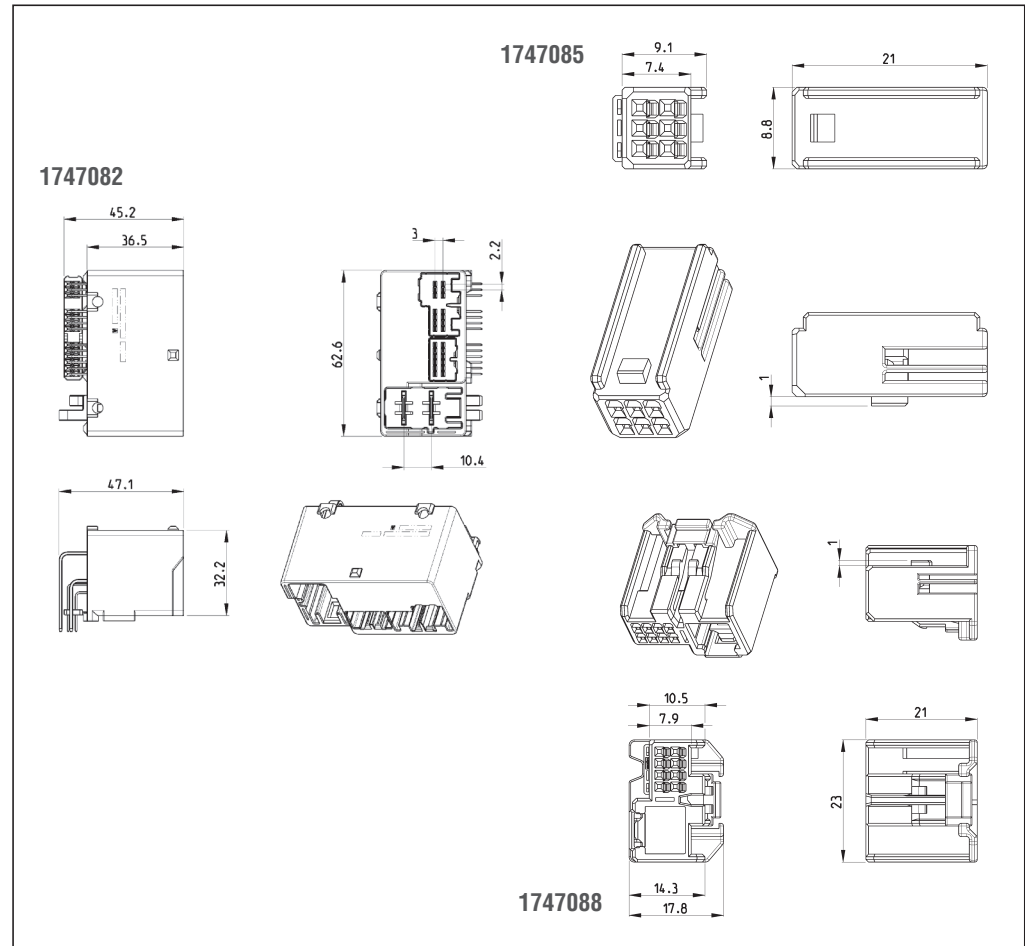
0.13–0.5 mm²

Product Specification:

108-5773

Application Specification:

411-78150



No. of Positions	Terminate To	Plug Assembly	Cap Housing	Cap Housing Horizontal Mount	Cap Housing Vertical Mount	Mating Plug
28	Board			1747082-2		
6						1747085-1 ³⁾
8						1747088-1 ³⁾

³⁾ Housing Lance Version

Note: All Part Numbers are RoHS and ELV compliant.

Technical Features

No. of Positions:

70 Positions

Housing Materials:

SPS

PBT

Wire Size Range:

0.13–0.5 mm²

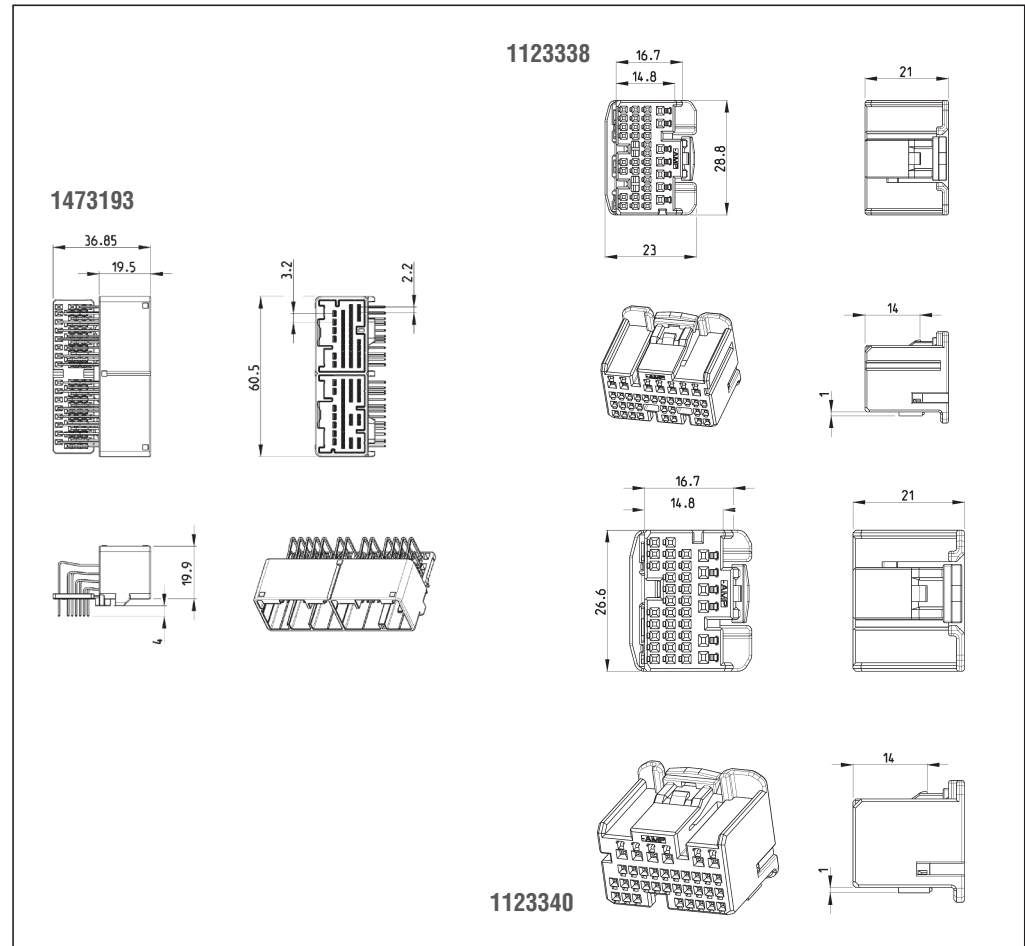
Product Specification:

108-5674

Application Specifications:

114-5217

114-5250



No. of Positions	Terminate To	Plug Assembly	Cap Housing	Cap Housing Horizontal Mount	Cap Housing Vertical Mount	Mating Plug
70	Board			1473193-8 1473193-7		
35 key A						1123338-1 ²⁾ 1674558-1 ³⁾
35 key B						1123340-1 ²⁾ 1674928-1 ³⁾

²⁾ Contact Lance Version

³⁾ Housing Lance Version

Note: All Part Numbers are RoHS and ELV compliant.

Technical Features

No. of Positions:

135 Positions

Housing Materials:

SPS

PBT

Wire Size Range:

0.13–0.5 mm²

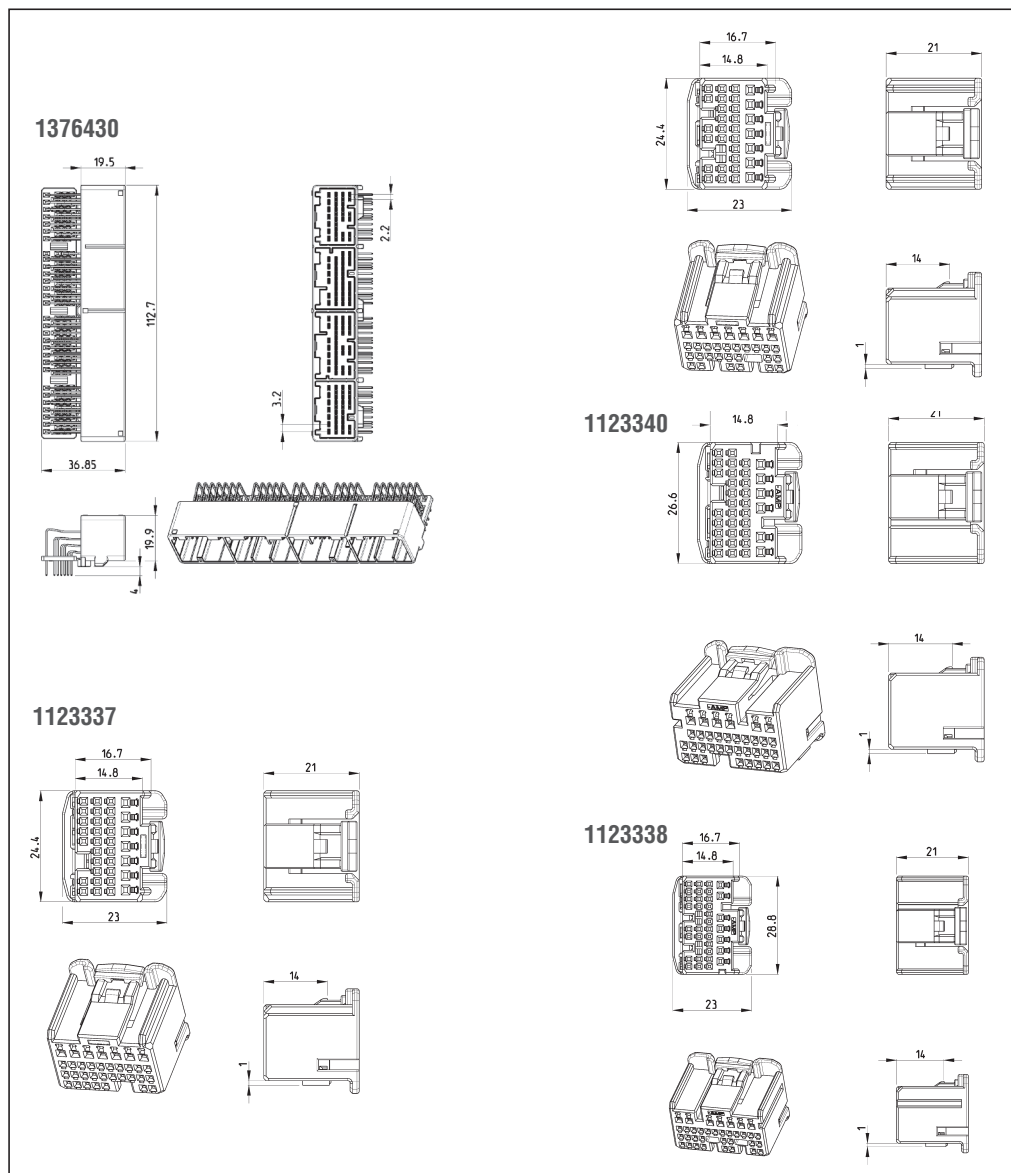
Product Specification:

108-5674

Application Specifications:

114-5217

114-5250



No. of Positions	Terminate To	Plug Assembly	Cap Housing	Cap Housing Horizontal Mount	Cap Housing Vertical Mount	Mating Plug
135	Board		1-1376430-8 2-1376430-2			
31						1123341-1 ²⁾ 1674919-1 ³⁾
34						1123337-1 ²⁾ 1674925-1 ³⁾
35 key A						1123338-1 ²⁾ 1674558-1 ³⁾
35 key B						1123340-1 ²⁾ 1674928-1 ³⁾

²⁾ Contact Lance Version

³⁾ Housing Lance Version

Note: All Part Numbers are RoHS and ELV compliant.

Technical Features

No. of Positions:

167 Positions

Housing Materials:

SPS

PBT

Wire Size Range:

0.13–0.5 mm²

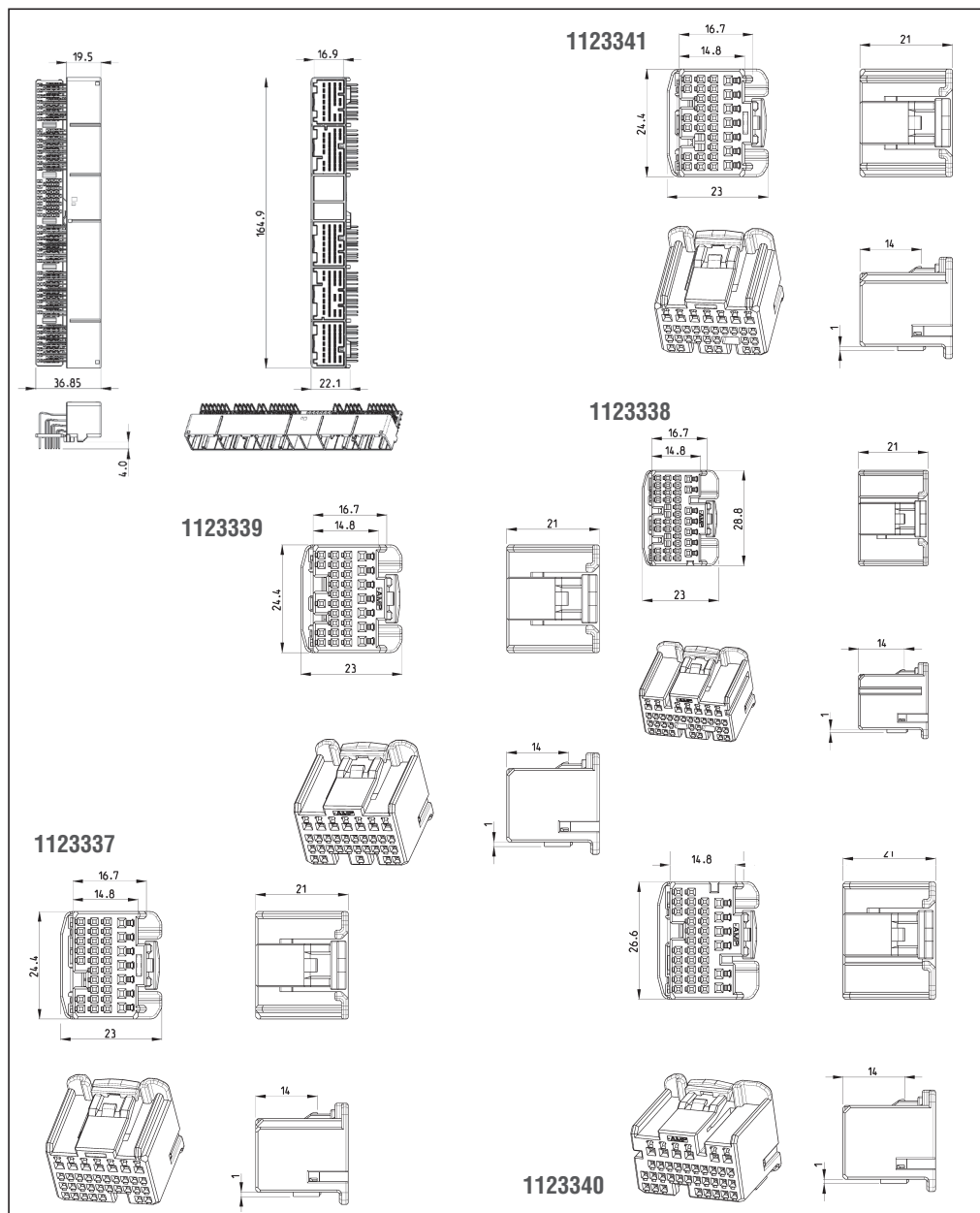
Product Specification:

108-5674

Application Specifications:

114-5217

114-5250



No. of Positions	Terminate To	Plug Assembly	Cap Housing	Cap Housing Horizontal Mount	Cap Housing Vertical Mount	Mating Plug
167	Board		6318813-3 1612435-4			
31						1123341-1 ²⁾ 1674919-1 ³⁾
32						1123339-1 ²⁾ 1674922-1 ³⁾
34						1123337-1 ²⁾ 1674925-1 ³⁾
35 key A						1123338-1 ²⁾ 1674558-1 ³⁾
35 key B						1123340-1 ²⁾ 1674928-1 ³⁾

²⁾ Contact Lance Version ³⁾ Housing Lance Version

Note: All Part Numbers are RoHS and ELV compliant.

.025 (0.64 mm) / .40 III (1.0 mm) Wire-to-Board Applications

Technical Features

No. of Positions:

200 Positions

Housing Materials:

SPS

PBT

Wire Size Range:

0.13–0.5 mm²

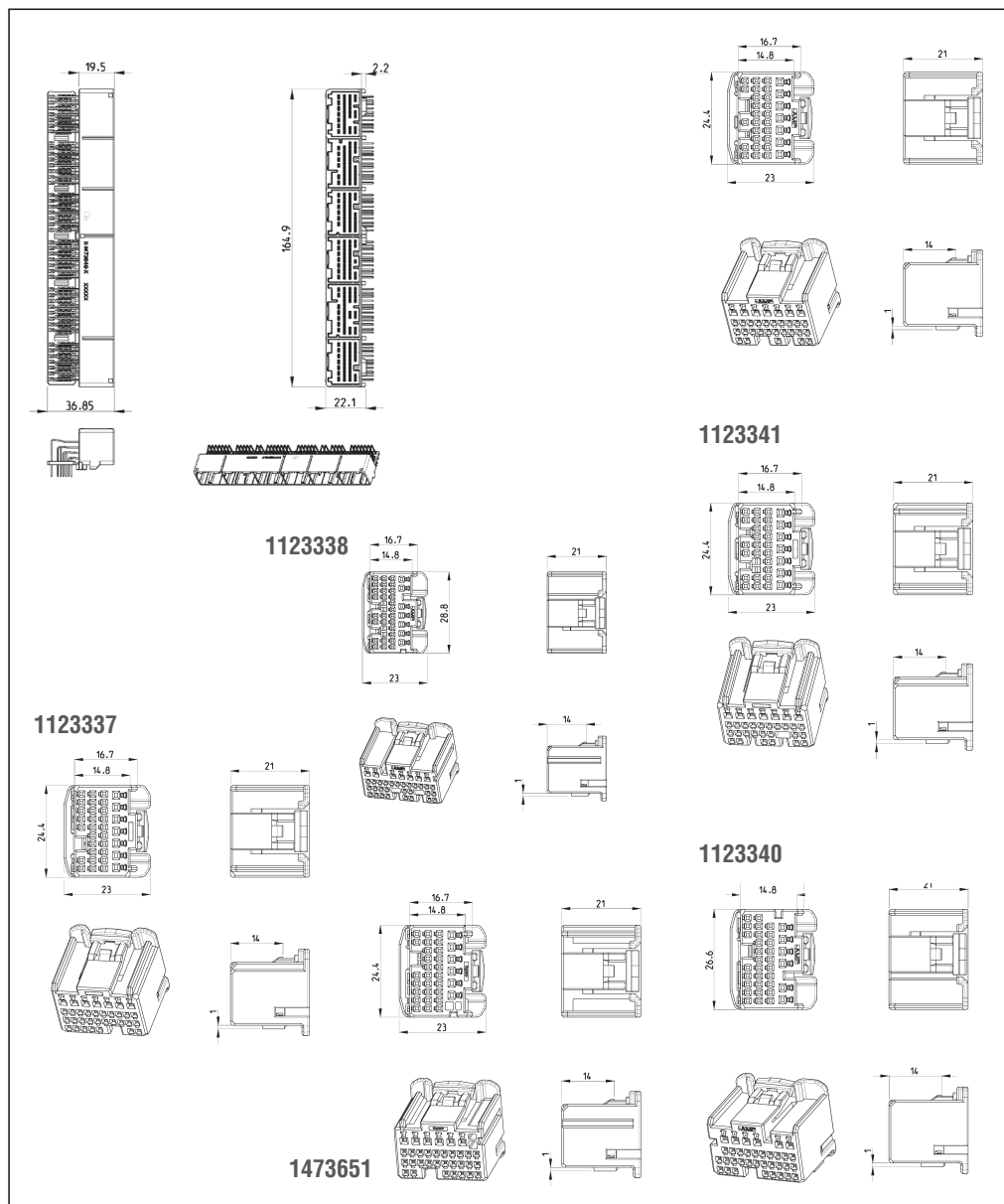
Product Specification:

108-5674

Application Specifications:

114-5217

114-5250



No. of Positions	Terminate To	Plug Assembly	Cap Housing	Cap Housing Horizontal Mount	Cap Housing Vertical Mount	Mating Plug
200	Board		6473649-1 1473649-4			
31						1123341-1 ²⁾ 1674919-1 ³⁾
32						1123339-1 ²⁾ 1674922-1 ³⁾
34						1123337-1 ²⁾ 1674925-1 ³⁾
35 key A						1123338-1 ²⁾ 1674558-1 ³⁾
35 key B						1123340-1 ²⁾ 1674928-1 ³⁾
33						1473651-1 ²⁾ 1827617-1 ³⁾

²⁾ Contact Lance Version ³⁾ Housing Lance Version

Note: All Part Numbers are RoHS and ELV compliant.

.025 (0.64 mm) / .090 II (2.3 mm) Wire-to-Board Applications

Technical Features

No. of Positions:

26 Positions

Housing Materials:

SPS

PBT

Wire Size Range:

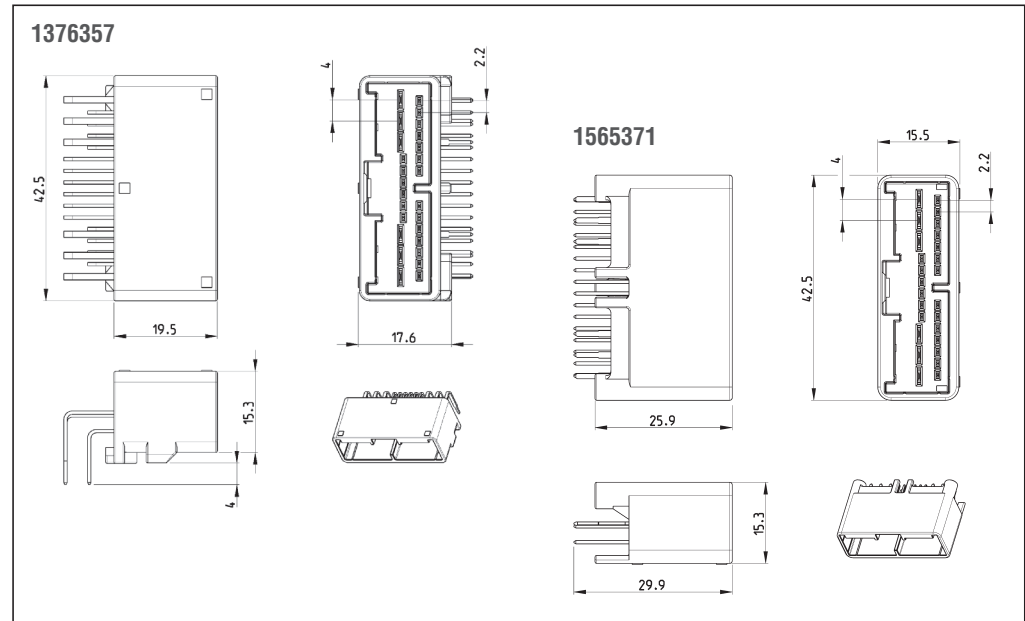
0.13–0.5 mm²

Product Specification:

108-5667

Application Specification:

114-5250



No. of Positions	Terminate To	Plug Assembly	Cap Housing	Cap Housing Horizontal Mount	Cap Housing Vertical Mount	Mating Plug
26	Board			1376357-3 1376357-8	1565371-3	1376360-1 ²⁾ 1674932-1 ³⁾

²⁾ Contact Lance Version

³⁾ Housing Lance Version

Note: All Part Numbers are RoHS and ELV compliant.

.025 (0.64 mm) / .090 II (2.3 mm) Wire-to-Board Applications

Technical Features

No. of Positions:

50 Positions

Housing Materials:

SPS

PBT

Wire Size Range:

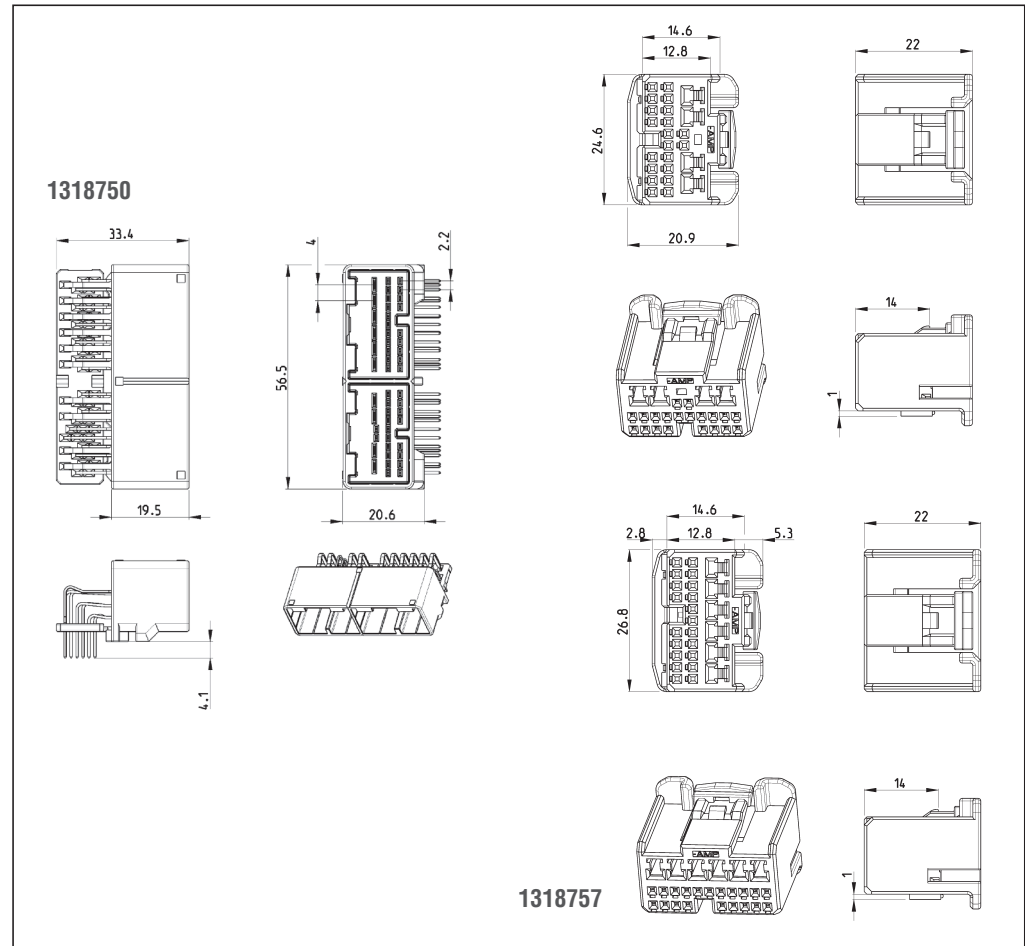
0.13–0.5 mm²

Product Specification:

108-5667

Application Specification:

114-5250



No. of Positions	Terminate To	Plug Assembly	Cap Housing	Cap Housing Horizontal Mount	Cap Housing Vertical Mount	Mating Plug
50	Board			1318750-2 1-1318750-2		
24						1318756-1 ²⁾ 1746864-1 ³⁾ 1612802-1 key
26						1318757-1 ²⁾ 1746863-1 ³⁾ 1612803-1 key

²⁾ Contact Lance Version

³⁾ Housing Lance Version

Note: All Part Numbers are RoHS and ELV compliant.

.025 (0.64 mm) / .090 II (2.3 mm) Wire-to-Board Applications

Technical Features

No. of Positions:

80 Positions

Housing Materials:

SPS

PBT

Wire Size Range:

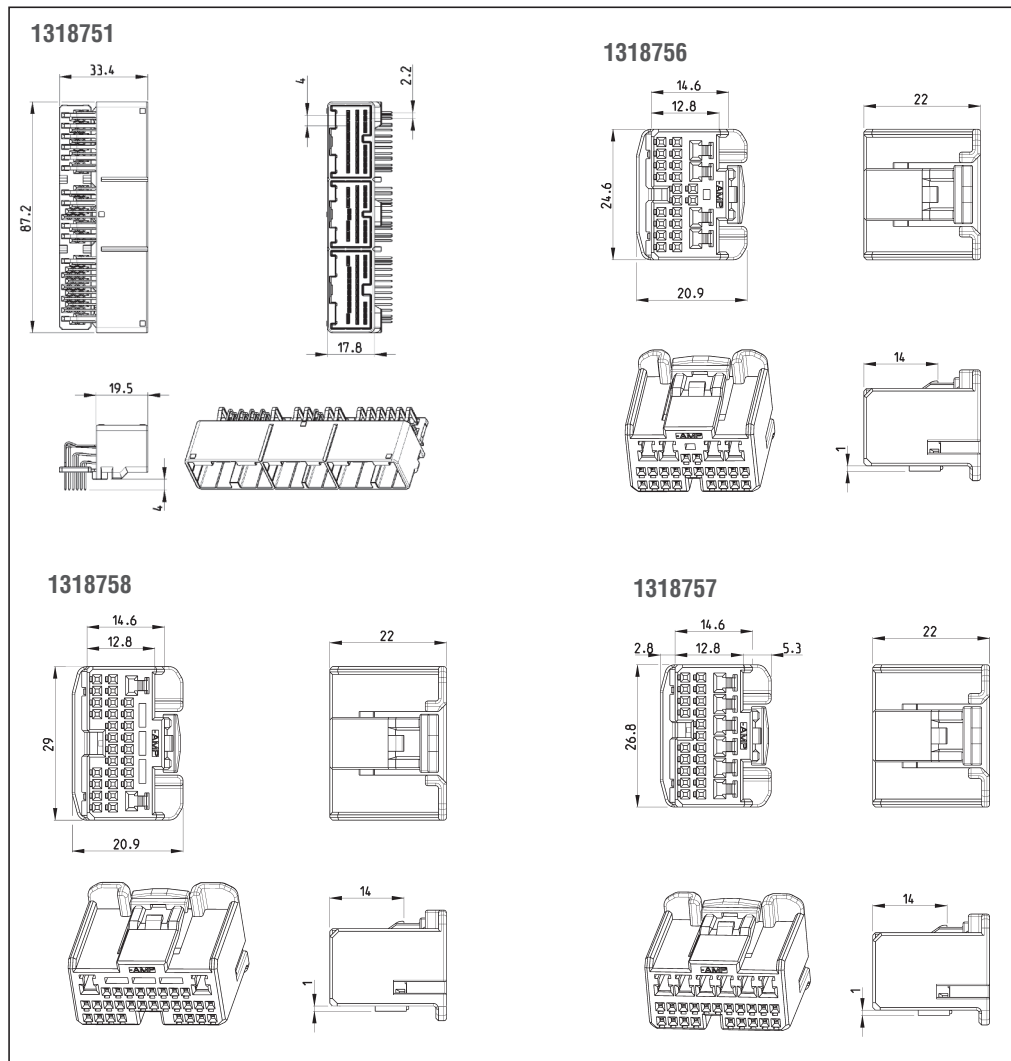
0.13–0.5 mm²

Product Specification:

108-5667

Application Specification:

114-5250



No. of Positions	Terminate To	Plug Assembly	Cap Housing	Cap Housing Horizontal Mount	Cap Housing Vertical Mount	Mating Plug
80	Board			1318751-7 1-1318751-3		
24						1318756-1 ²⁾ 1746864-1 ³⁾ 1612802-1 key
26						1318757-1 ²⁾ 1746863-1 ³⁾ 1612803-1 key
30						1318758-1 ²⁾ 1746865-1 ³⁾ 1318758-2 key

²⁾ Contact Lance Version


³⁾ Housing Lance Version

Note: All Part Numbers are RoHS and ELV compliant.

Engineering Notes




Introduction



.040/.070 Hybrid I/O Connectors are developed for the Automotive ECU

- Connectors for use with a mixture of .040 terminals for signal circuits and .070 terminals for power circuits.
- Plug connector for wire termination are supplied with hinge lock or side lock.
- High range of pin count variants.



Cap Assemblies for Horizontal Mount Type

- I/O connectors for hybrid connections of signal circuits (.040 contacts) and power circuits (.070 contacts).
- Versatile variations in number of positions are available in the range of 26 Pos. to 76 Pos.
- Housings prevent contacts from being deformed by rocking at mating and unmating (anti-Kojiri action).
- Contacts are available with pre-tinned versions and gold plated versions.

Plug Housings with the Hinge Double-Lock

- The double-lock mechanism using the hinge lock prevents incomplete insertions of contacts.
- The plug housing features a housing lance design which eliminate the possibility of contacts being tangled with one another or deformed lance.
- The receptacle contacts (.040 and .070) to be used on plug housings have a box shaped design so that contacting area are protected and highly resistant to damage from outside.

Product Specification:
108-5280

Application Specifications:
114-5111 (.040)
114-5133 (.040)
114-5091 (.070)
114-5134 (.070)

Instruction Sheet:
412-5476

Plug Housings Mark II with the Side Double-Lock

- The double-lock mechanism using the side lock prevents incomplete insertions of contacts.
- The plug housing features a housing lance design which eliminate the possibility of contacts being tangled with one another or deformed lance.
- The receptacle contacts (.040 and .070) to be used on plug housings have a leaf at the contacting area protected by the box shaped design which makes a highly reliable contact at low insertion force.
- The plugs cannot mate with caps in case the double-lock is not applied.

Product Specification:
108-5342

Application Specifications:
114-5159 (.040 II)
114-5160 (.070 II)

Instruction Sheet:
412-5631

Available Positions
26, 34, 38, 42, 48, 54, 64, 76

0.40 Receptacle Contacts (for Hingle Double Lock Type)

Technical Features

Contact Material:

Copper Alloy

Contact Finishes:

Pre-tin plated

Selective gold plated

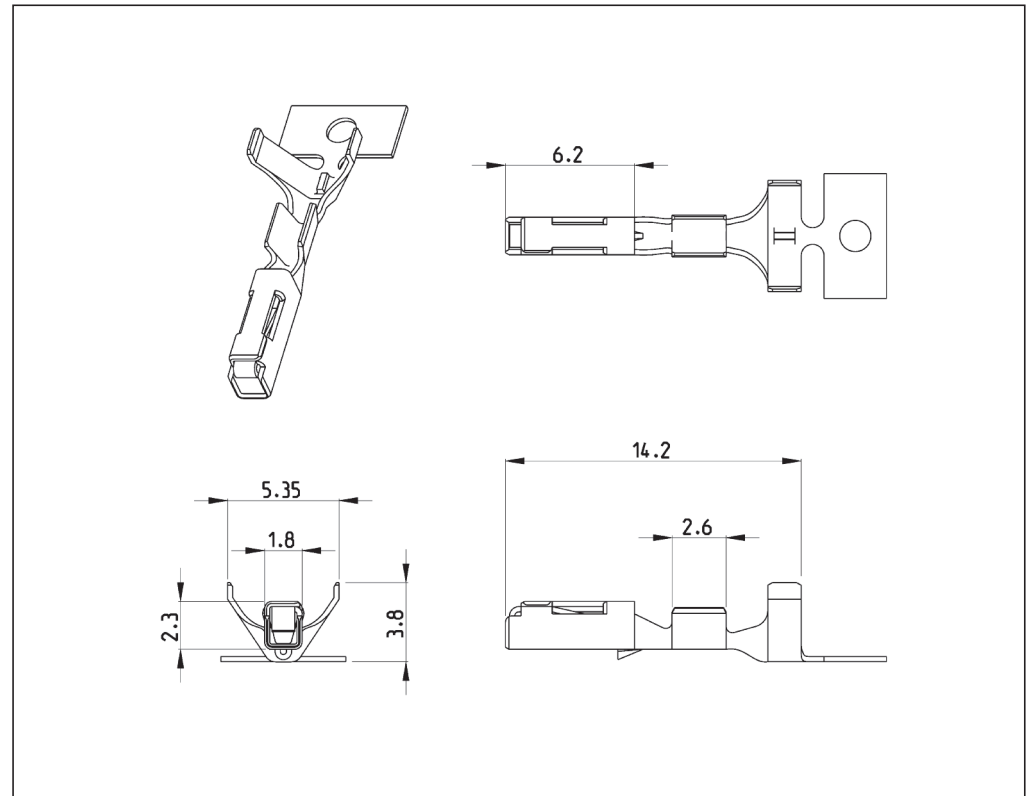
Application Specifications:

114-5111

114-5133

Instruction Sheet:

408-8547-1



Wire Size Range		Wire Insulation Diameter (mm)	Finish	Part Numbers		
(mm ²)	(AWG)			Strip Form	Loose-Piece	Hand Tool
0.3–0.5	20–22	1.4–2.0	Pre-tin plated	173716-1	175061-1	91577-1
			Selective gold plated	173716-2	175061-2	
		1.1–1.3	Pre-tin plated	175094-1		
			Selective gold plated	175094-2		

Note: All Part Numbers are RoHS and ELV compliant.

0.70 Receptacle Contacts (for Hinge Door Lock Type)

Technical Features

Contact Material:

Brass

Contact Finishes:

Pre-tin plated

Selective gold plated

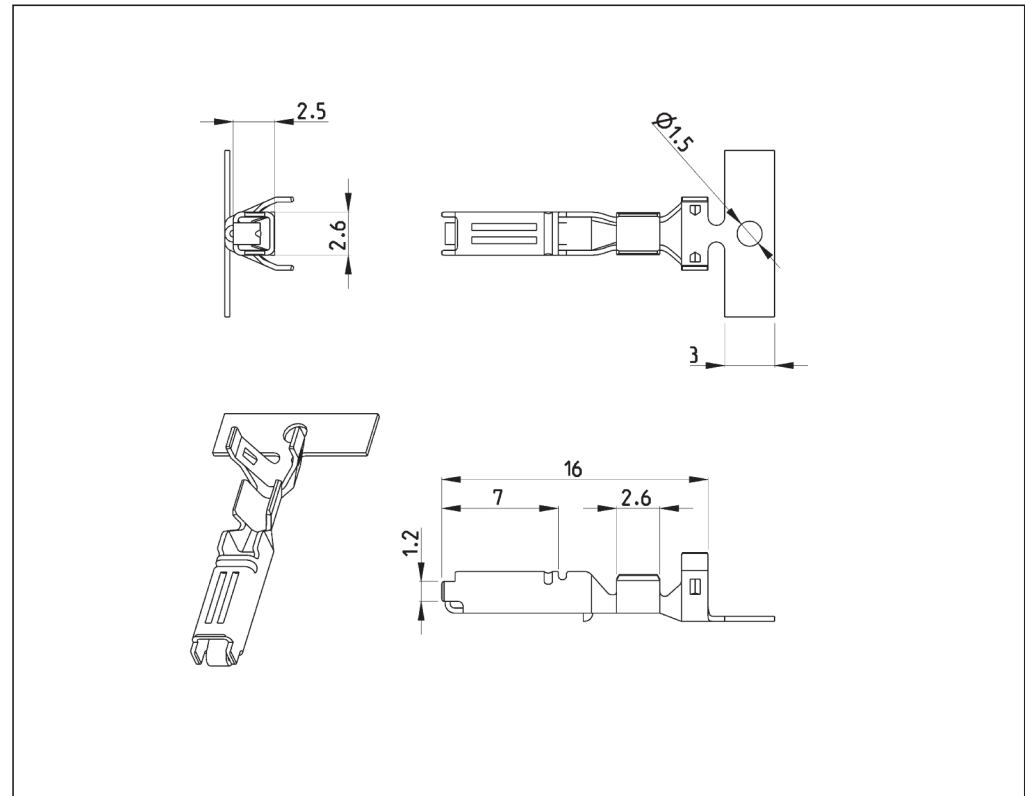
Application Specifications:

114-5091

114-5134

Instruction Sheet:

408-8547-1



Wire Size Range		Wire Insulation Diameter (mm)	Material and Finish	Part Numbers				Hand Tool
(mm²)	(AWG)			Strip Form		Loose-Piece		
				Brass	Phosphor Bronze	Brass	Phosphor Bronze	
0.20–0.30	24–22	1.4–1.9	Pre-tin plated	173630-1	173630-6	175026-1	175026-6	91580-1
			Selective gold plated	173630-2	173630-7	175026-2	175026-7	
0.50–1.25	20–16	2.0–2.6	Pre-tin plated	173631-1	173631-6	175027-1	175027-6	91573-1
			Selective gold plated	173631-2	173631-7	175027-2	175027-7	
0.20–0.30	24–22	1.1–1.3	Selective gold plated	175124-2				
0.50–1.25	20–16	1.3–1.8	Pre-tin plated	175095-1				

Note: All Part Numbers are RoHS and ELV compliant.

0.40 II Receptacle Contacts (for Side Double Lock Type)

Technical Features

Contact Material:

Copper Alloy

Contact Finishes:

Pre-tin plated

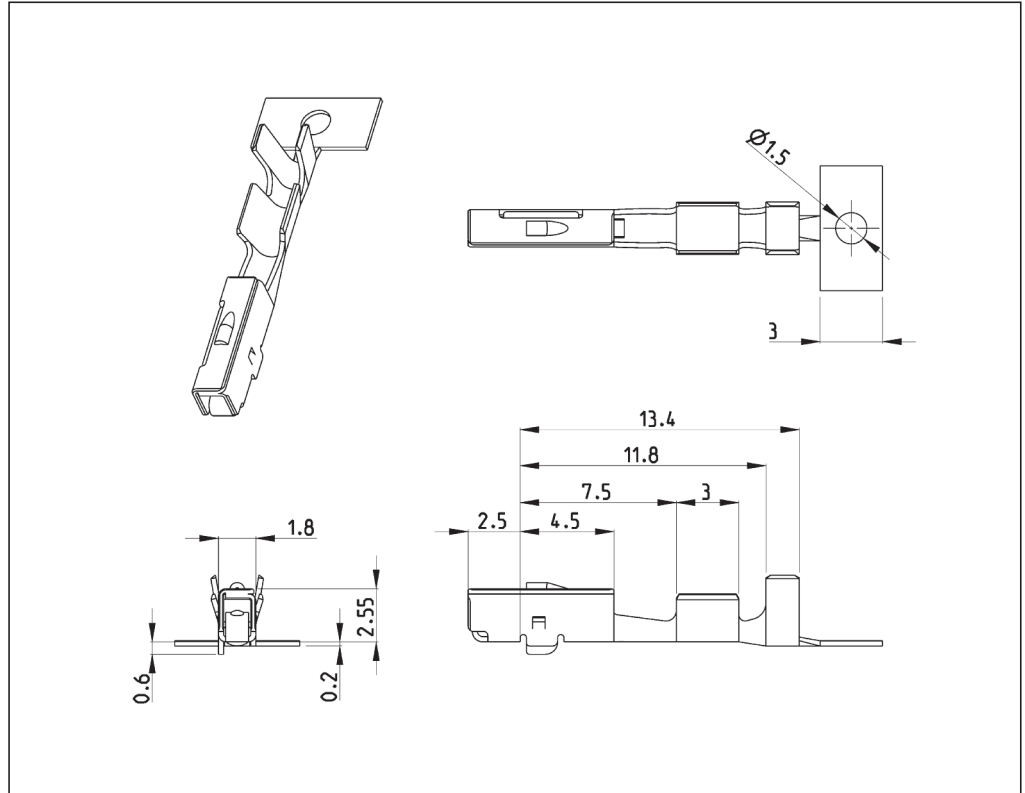
Selective gold plated

Application Specifications:

114-5159

Instruction Sheet:

408-8547-1



Wire Size Range		Wire Insulation Diameter (mm)	Finish	Part Numbers		
(mm ²)	(AWG)			Strip Form	Loose-Piece	Hand Tool
0.3–0.5	18–22	1.1–1.8	Pre-tin plated	175265-1	179417-1	91588-1
			Selective gold plated	175266-2	179418-2	

Note: All Part Numbers are RoHS and ELV compliant.

0.70 II Receptacle Contacts (for Side Double Lock Type)

Technical Features

Contact Material:

Brass

Contact Finishes:

Pre-tin plated

Selective gold plated

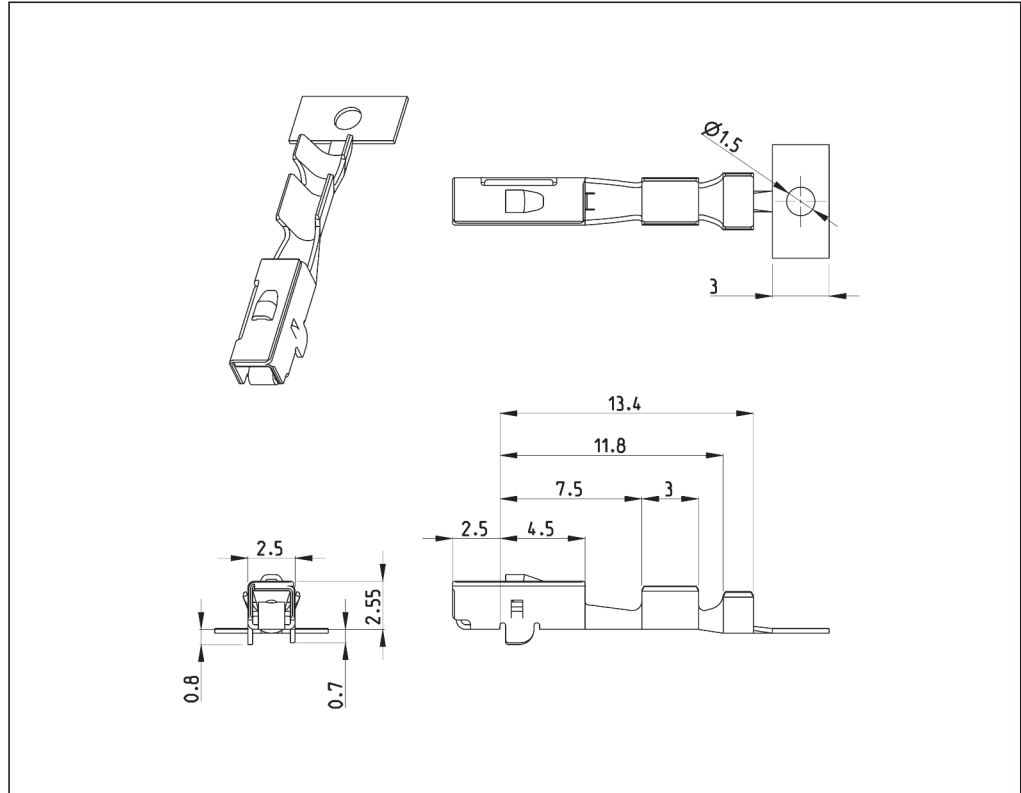
Application Specifications:

114-5160

Instruction Sheet:

411-5658

411-5659



Wire Size Range		Wire Insulation Diameter (mm)	Finish	Part Numbers		
(mm ²)	(AWG)			Strip Form	Loose-Piece	Hand Tool
0.30–0.85	18–22	1.1–1.8	Pre-tin plated	175268-1	179423-1	934195-1
			Selective gold plated	175275-2	179424-2	
0.50–1.25	16–20	1.8–2.5	Pre-tin plated	175269-1	179425-1	934196-1
			Selective gold plated	175276-2	179426-2	

Note: All Part Numbers are RoHS and ELV compliant.

Wire-to-Board Applications

Technical Features

No. of Positions:

26 Positions

Housing Materials:

PBT

Wire Size Range:

0.2–1.25 mm²

Product Specifications:

108-5280

108-5342

Application Specifications:

114-5111 (.040)

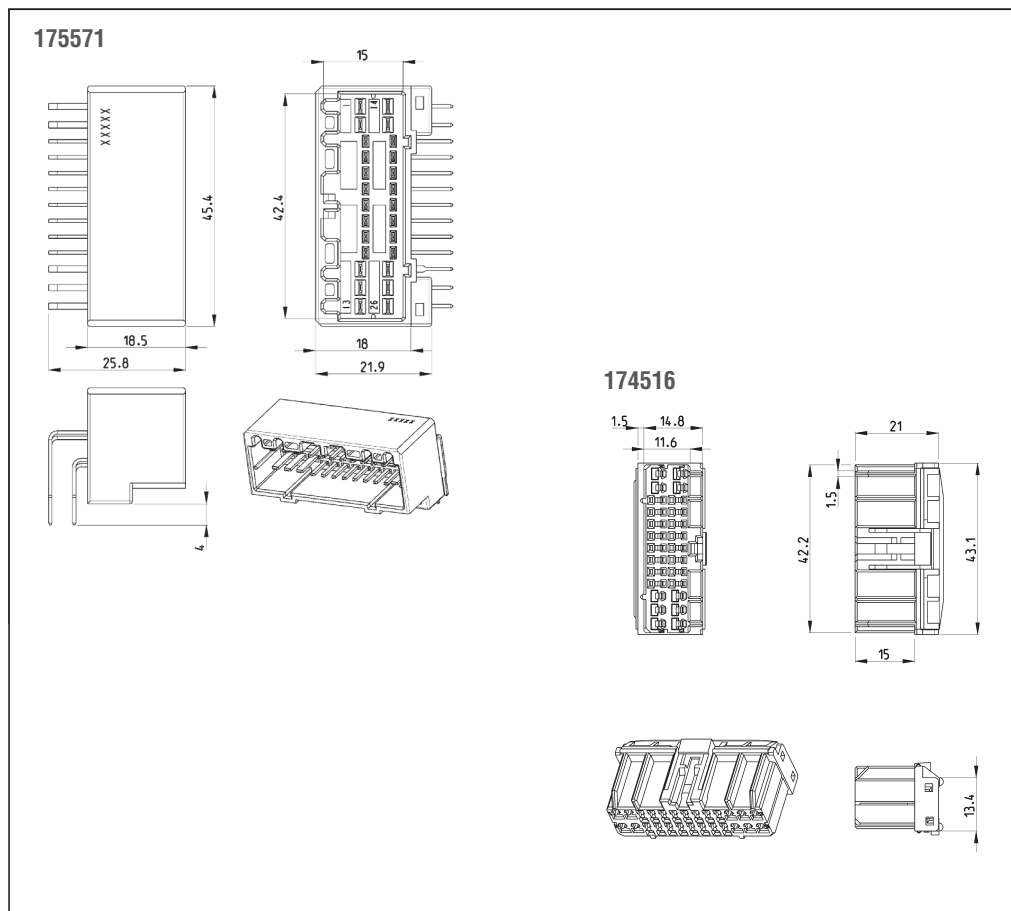
114-5133 (.040)

114-5091 (.070)

114-5134 (.070)

114-5159 (.040 II)

114-5160 (.070 II)



No. of Positions	Terminate To	Plug Assembly	Cap Housing Assembly	Cap Housing Horizontal Mount	Cap Housing Vertical Mount	Mating Plug
26	Printed Circuit Board		178811-6 Gray			174516 (Hinge)
			175571-6 Gray			917992 (Side Lock)
			178762-6 Gray (Different Key)			175567 (Hinge)
			175569-6 Gray (Special Key)			917994 (Side Lock)
			2-176206-6 Light Gray (Bottom mount ears)			176204 (Hinge)
						917997 (Side Lock)
			178900-1 Natural (Side mount ears)			176204 (Hinge)
						917997 (Side Lock)
			2-178209-2 Black (Low profile mounting ears)			178747 (Hinge)
						917850 (Side Lock)

Note: All Part Numbers are RoHS and ELV compliant.

Wire-to-Board Applications

Technical Features

No. of Positions:

34 Positions

Housing Materials:

PBT

Wire Size Range:

0.2–1.25 mm²

Product Specifications:

108-5280

108-5342

Application Specifications:

114-5111 (.040)

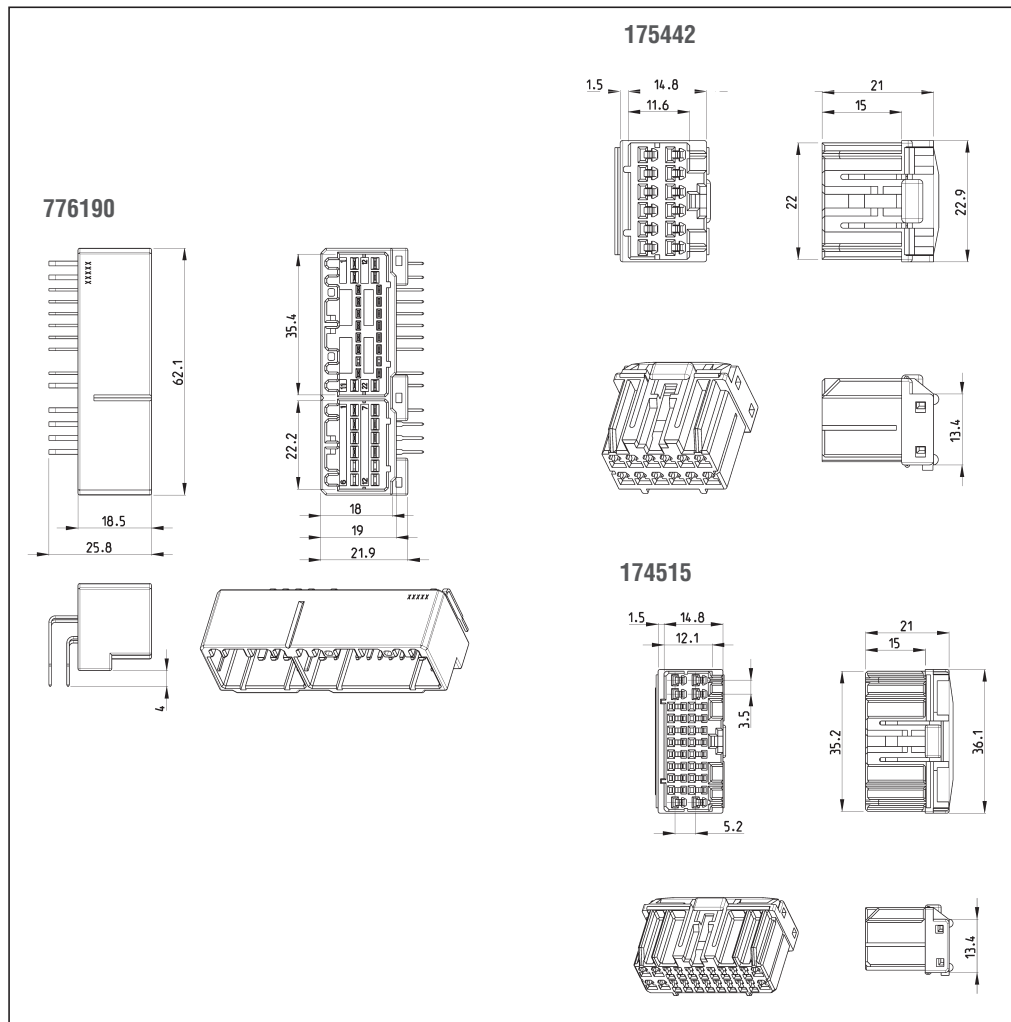
114-5133 (.040)

114-5091 (.070)

114-5134 (.070)

114-5159 (.040 II)

114-5160 (.070 II)



No. of Positions	Terminate To	Plug Assembly	Cap Housing Assembly	Cap Housing Horizontal Mount	Cap Housing Vertical Mount	Mating Plug
34	Printed Circuit Board		175444-2 Black 776190-6 Gray (partially loaded version 28p) 2-176255-1 White (partially loaded version 30p)			175442 (Hinge) 174515 (Hinge) 178881 (Side Lock) 917978 (Side Lock) 178798 (Side Lock) 917989 (Side Lock)

Note: All Part Numbers are RoHS and ELV compliant.

Wire-to-Board Applications

Technical Features

No. of Positions:

38 Positions

Housing Materials:

PBT

Wire Size Range:

0.2–1.25 mm²

Product Specifications:

108-5280

108-5342

Application Specifications:

114-5111 (.040)

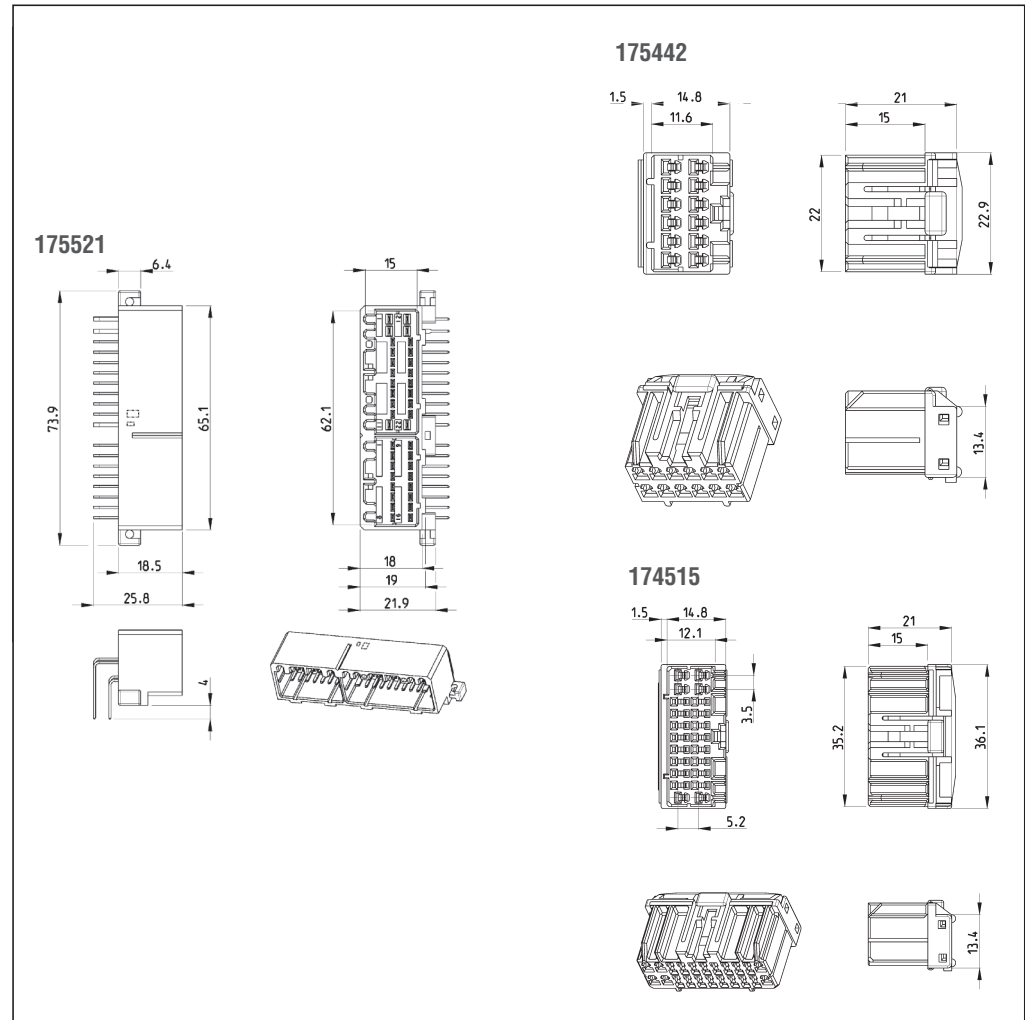
114-5133 (.040)

114-5091 (.070)

114-5134 (.070)

114-5159 (.040 II)

114-5160 (.070 II)



No. of Positions	Terminate To	Plug Assembly	Cap Housing Assembly	Cap Housing Horizontal Mount	Cap Housing Vertical Mount	Mating Plug
38	Printed Circuit Board		175521-6 Gray (Side mount ears)			175442 (Hinge 16p)
			638048-1 Black (High temp. version)			174515 (Hinge 22p)
			178093-2 Black			917981 (Side Lock 16p)
						917989 (Side Lock 22p)
						175442 (Hinge 12p)
						174516 (Hinge 26p)
						917978 (Side Lock 12p)
						917992 (Side Lock 26p)

Note: All Part Numbers are RoHS and ELV compliant.

Wire-to-Board Applications

Technical Features

No. of Positions:

42 Positions

Housing Materials:

PBT

Wire Size Range:

0.2–1.25 mm²

Product Specifications:

108-5280

108-5342

Application Specifications:

114-5111 (.040)

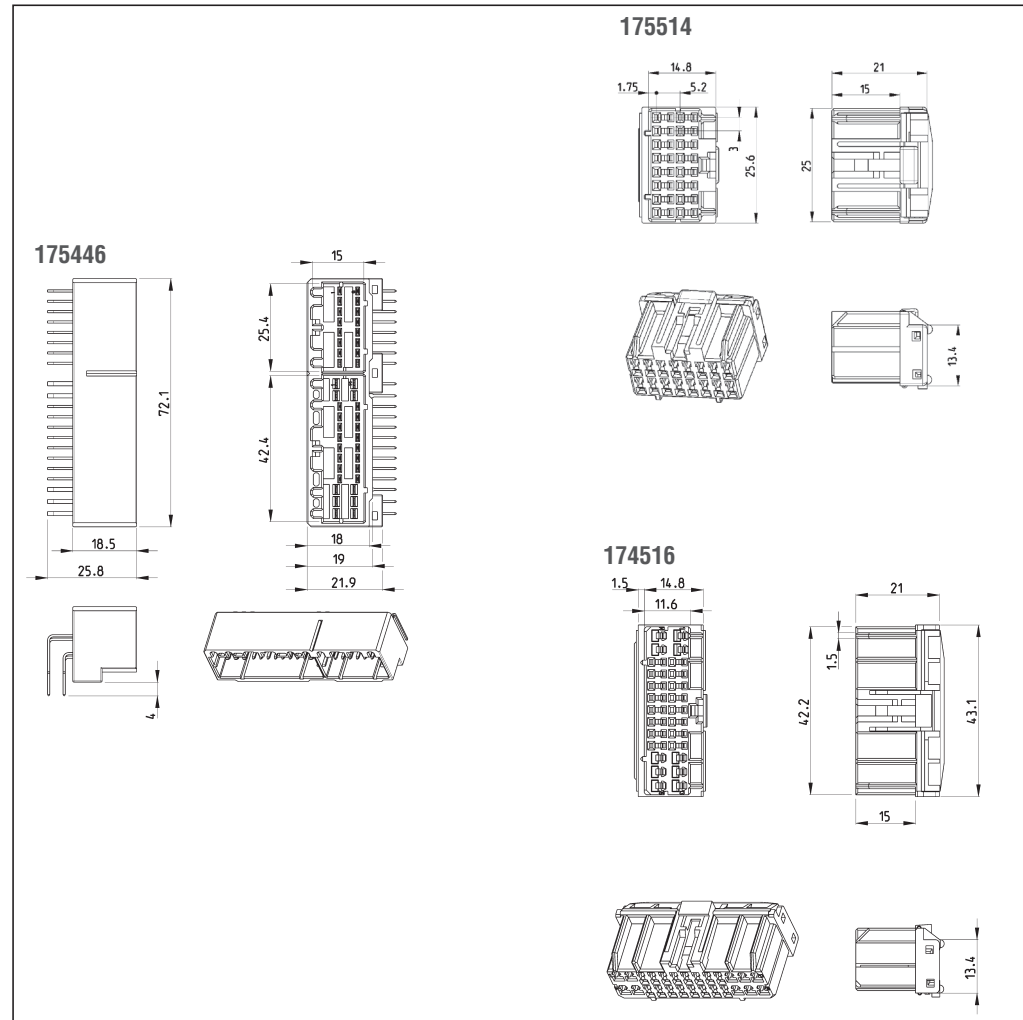
114-5133 (.040)

114-5091 (.070)

114-5134 (.070)

114-5159 (.040 II)

114-5160 (.070 II)



No. of Positions	Terminate To	Plug Assembly	Cap Housing Assembly	Cap Housing Horizontal Mount	Cap Housing Vertical Mount	Mating Plug
42	Printed Circuit Board		175446-1 White			175514 (Hinge 16p) 174516 (Hinge 26p) 917981 (Side Lock) 917992 (Side Lock)
			176242-1 White			176243 (Hinge 16p) 175567 (Hinge 26p) 917983 (Side Lock 16p) 917994 (Side Lock 26p)
			2-177542-1 White			917986 (Side Lock 16p) 917992 (Side Lock 26p)

Note: All Part Numbers are RoHS and ELV compliant.

Wire-to-Board Applications

Technical Features

No. of Positions:

48 Positions

Housing Materials:

PBT

Wire Size Range:

0.2–1.25 mm²

Product Specifications:

108-5280

108-5342

Application Specifications:

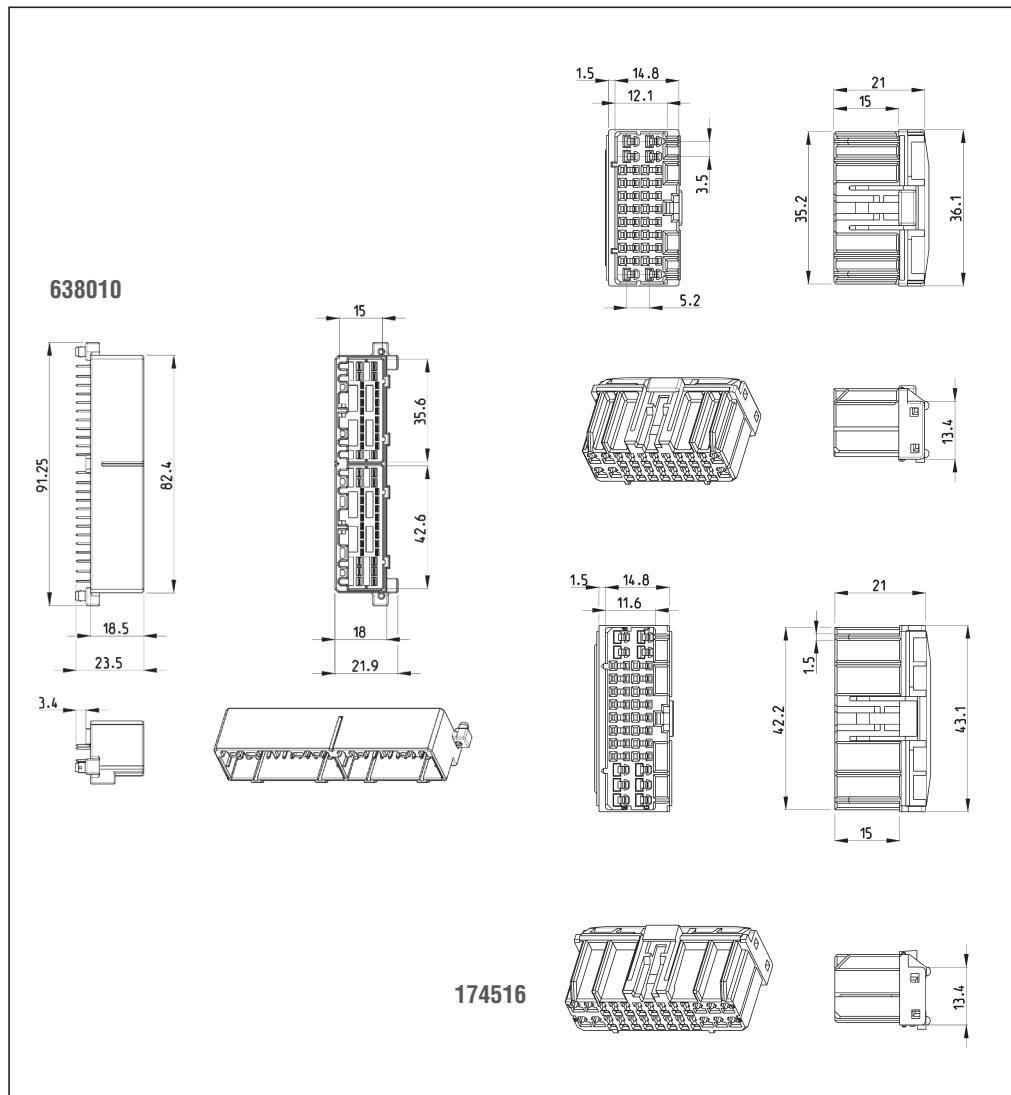
114-5111 (.040)

114-5133 (.040)

114-5091 (.070)

114-5134 (.070)

114-5159 (.040 II)



No. of Positions	Terminate To	Plug Assembly	Cap Housing Assembly	Cap Housing Horizontal Mount	Cap Housing Vertical Mount	Mating Plug
48	Printed Circuit Board		179375-1 Gray 174917-6 Gray 638010-1 Black			174515 (Hinge 22p) 174516 (Hinge 26p) 917989 (Side Lock 22p) 917992 (Side Lock 26p)

Note: All Part Numbers are RoHS and ELV compliant.

Wire-to-Board Applications

Technical Features

No. of Positions:

54 Positions

Housing Materials:

PBT

Wire Size Range:

0.2–1.25 mm²

Product Specifications:

108-5280

108-5342

Application Specifications:

114-5111 (.040)

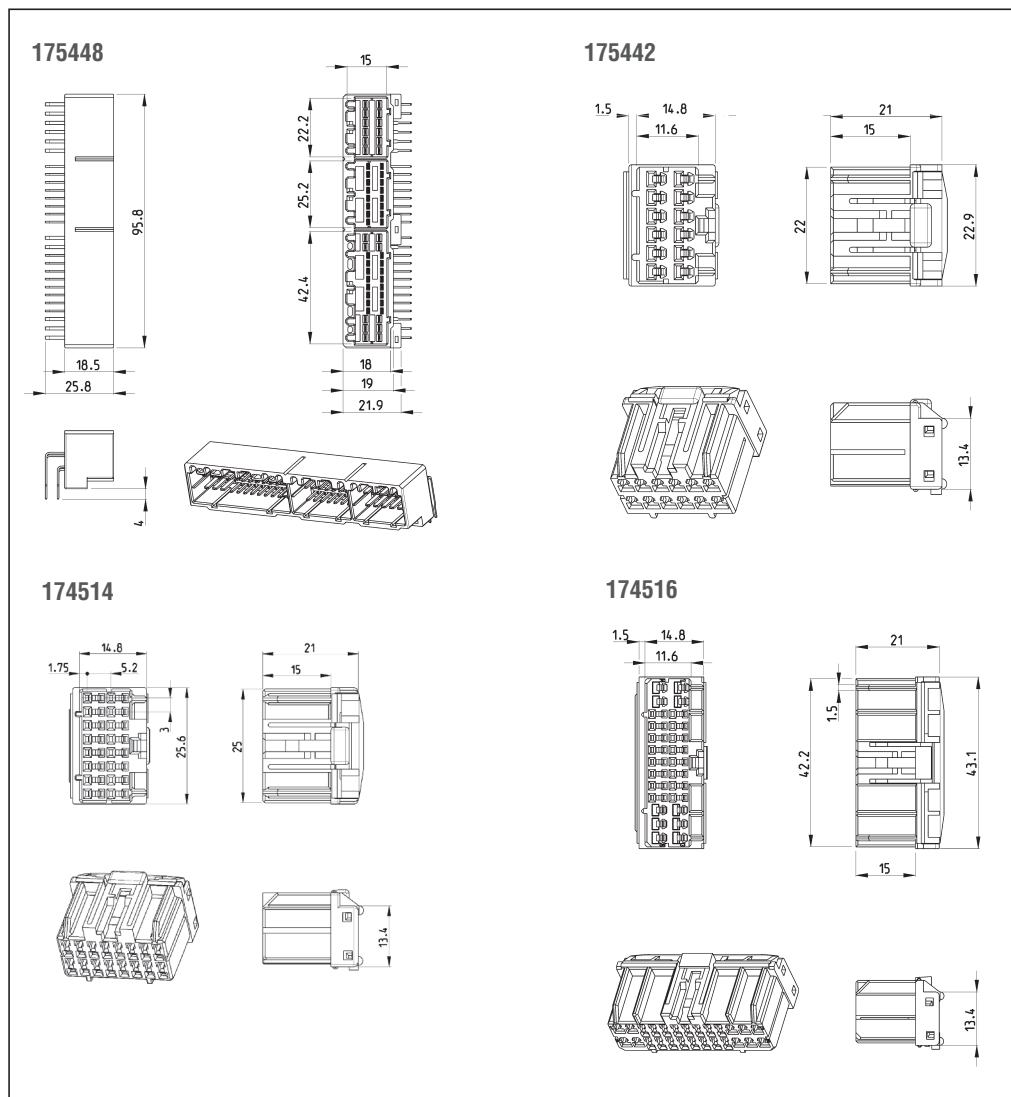
114-5133 (.040)

114-5091 (.070)

114-5134 (.070)

114-5159 (.040 II)

114-5160 (.070 II)



No. of Positions	Terminate To	Plug Assembly	Cap Housing Assembly	Cap Housing Horizontal Mount	Cap Housing Vertical Mount	Mating Plug
54	Printed Circuit Board		175448-6 Gray			175442 (Hinge 12p)
						174514 (Hinge 16p)
						174516 (Hinge 26p)
						917978 (Side Lock 12p)
						917981 (Side Lock 16p)
						917992 (Side Lock 26p)

Note: All Part Numbers are RoHS and ELV compliant.

Wire-to-Board Applications

Technical Features

No. of Positions:

64 Positions

Housing Materials:

PBT

Wire Size Range:

0.2–1.25 mm²

Product Specifications:

108-5280

108-5342

Application Specifications:

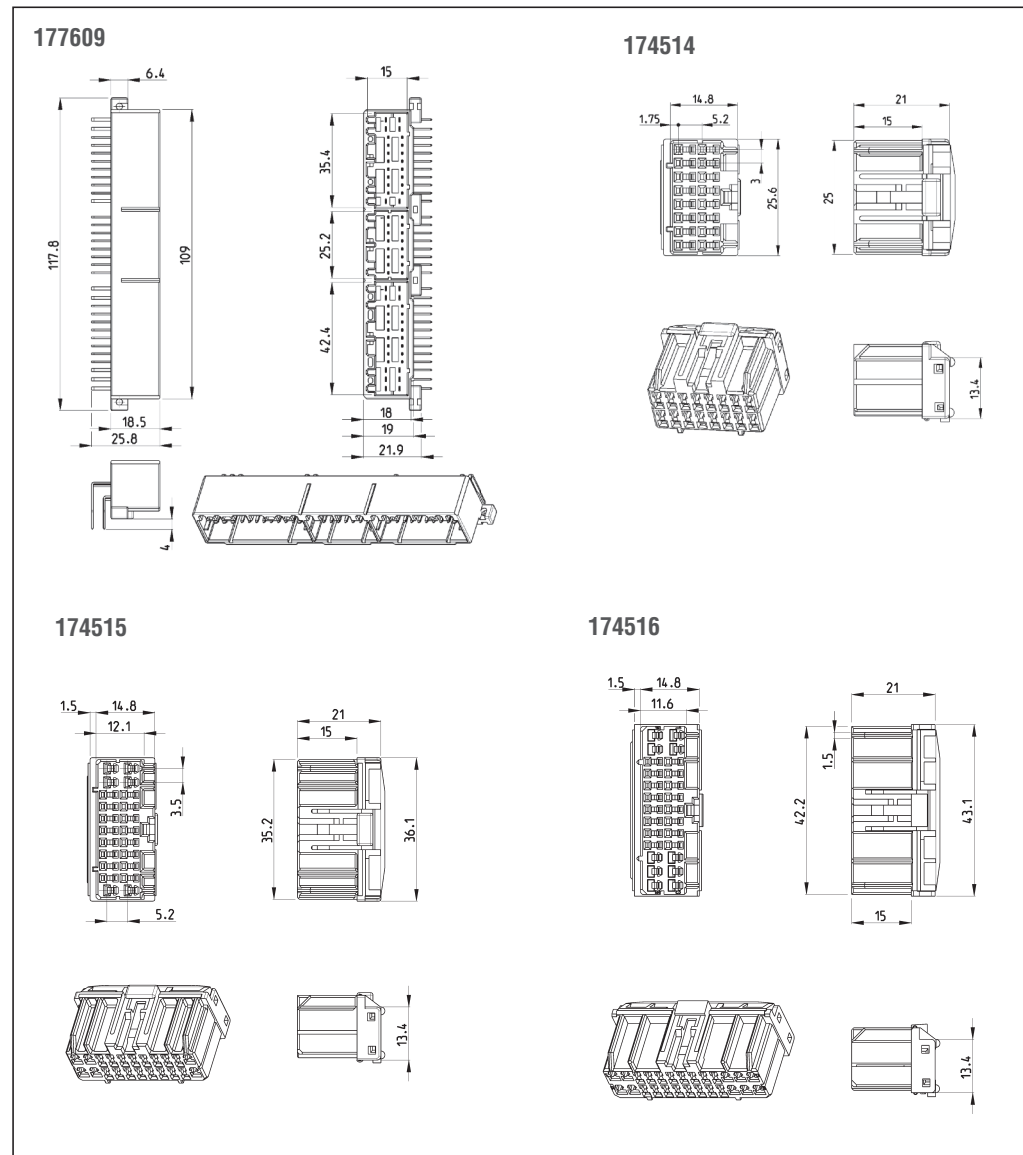
114-5111 (.040)

114-5133 (.040)

114-5091 (.070)

114-5134 (.070)

114-5159 (.040 II)



No. of Positions	Terminate To	Plug Assembly	Cap Housing Assembly	Cap Housing Horizontal Mount	Cap Housing Vertical Mount	Mating Plug
64	Printed Circuit Board		917322-5 Blue 776189-6 Gray 2-176122-6 Gray			175109 (Hinge 16p) 175110 (Hinge 22p) 175111 (Hinge)
			178764-1 White 1-174518-6 Gray 177609-1 Light Gray			174514 (Hinge 16p) 174515 (Hinge 22p) 174516 (Hinge 26p) 917989 (Side Lock 22p) 917981 (Side Lock 16p) 917992 (Side Lock 26p)

Note: All Part Numbers are RoHS and ELV compliant.

Wire-to-Board Applications

Technical Features

No. of Positions:

76 Positions

Housing Materials:

PBT

Wire Size Range:

0.2–1.25 mm²

Product Specifications:

108-5280

108-5342

Application Specifications:

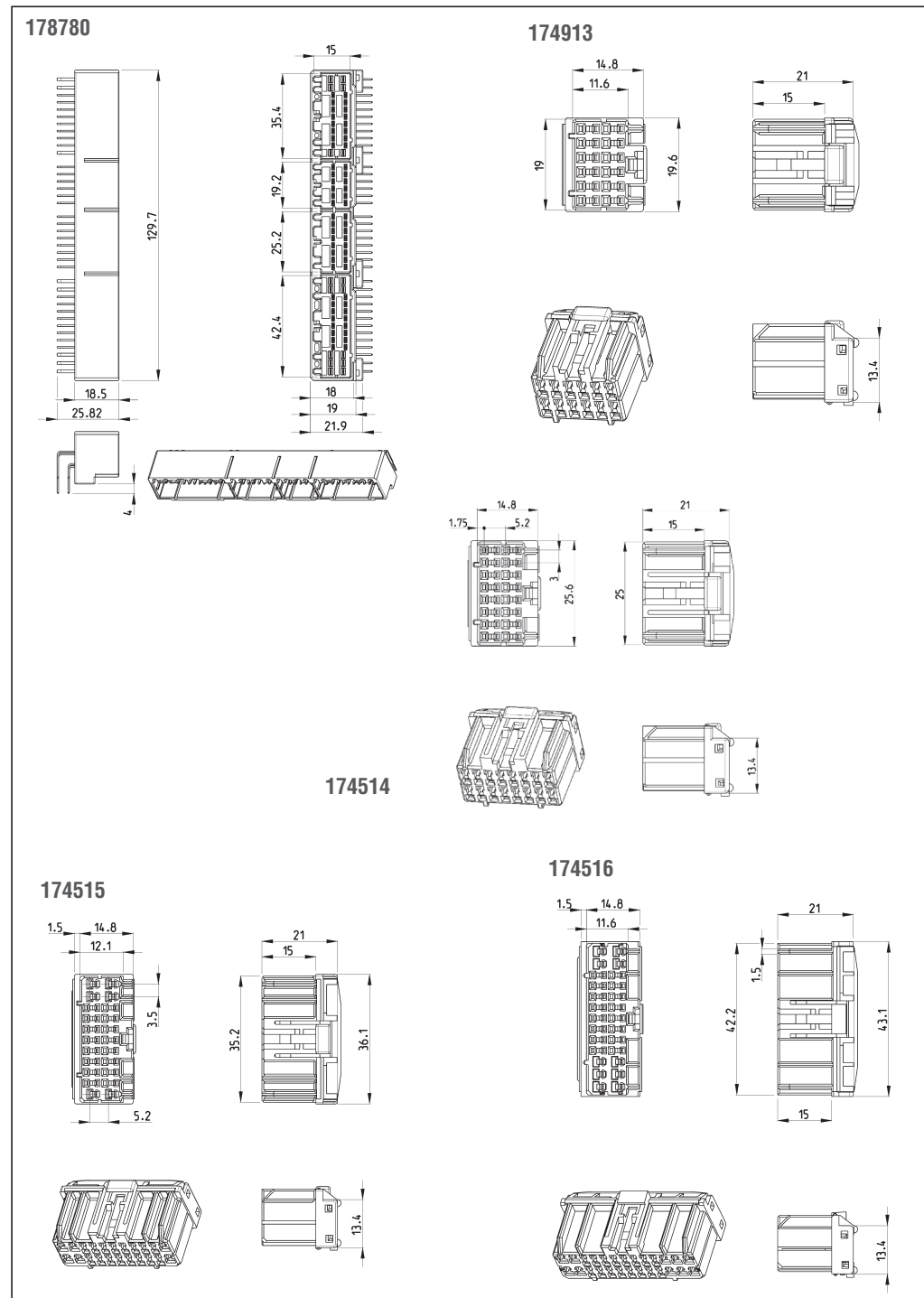
114-5111 (.040)

114-5133 (.040)

114-5091 (.070)

114-5134 (.070)

114-5159 (.040 II)



No. of Positions	Terminate To	Plug Assembly	Cap Housing Assembly	Cap Housing Horizontal Mount	Cap Housing Vertical Mount	Mating Plug
76	Printed Circuit Board		174915-6 Gray			174913 (Hinge 12p)
			2-178780-6 Gray			174514 (Hinge 16p)
						174515 (Hinge 22p)
						174516 (Hinge)
						917975 (Side Lock 12p)
						917989 (Side Lock 22p)
						917981 (Side Lock 16p)
						917992 (Side Lock 26p)

Note: All Part Numbers are RoHS and ELV compliant.

Engineering Notes



Mouser Electronics

Authorized Distributor

Click to View Pricing, Inventory, Delivery & Lifecycle Information:

[TE Connectivity:](#)

[638971-2](#)