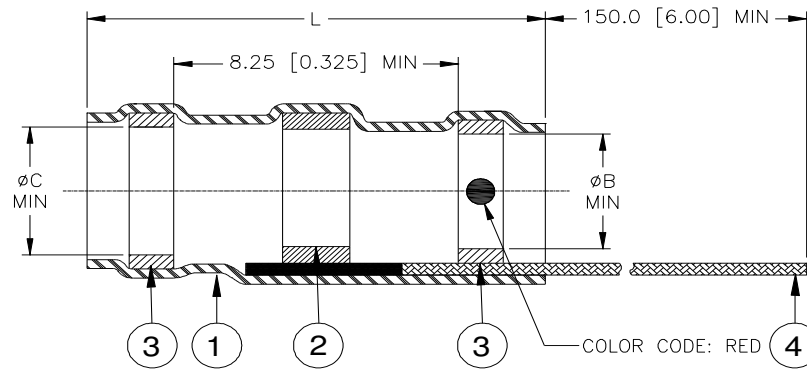


CUSTOMER DRAWING



Product Revision		Ident. Code	Product Dimensions			Cable Dimensions		
Product Name			$L \pm 1.75$ ($L \pm 0.070$)	ϕB min	ϕC min	ϕD max	ϕE max	ϕF min
SO175-1-01	A	SO1751R	16.50 (0.650)	1.90 (0.075)	2.67 (0.105)	1.90 (0.075)	2.67 (0.105)	0.90 (0.035)
SO175-2-01	A	SO1752R	16.50 (0.650)	2.67 (0.105)	3.68 (0.145)	2.67 (0.105)	3.68 (0.145)	1.40 (0.055)
SO175-3-01	A	SO1753R	16.50 (0.650)	4.32 (0.170)	5.08 (0.200)	4.32 (0.170)	5.08 (0.200)	2.15 (0.085)
SO175-4-01	A	SO1754R	19.10 (0.750)	5.97 (0.235)	6.48 (0.255)	5.97 (0.235)	6.48 (0.255)	3.30 (0.130)
SO175-5-01	A	SO1755R	19.10 (0.750)	6.98 (0.275)	7.62 (0.300)	6.98 (0.275)	7.62 (0.300)	4.30 (0.170)

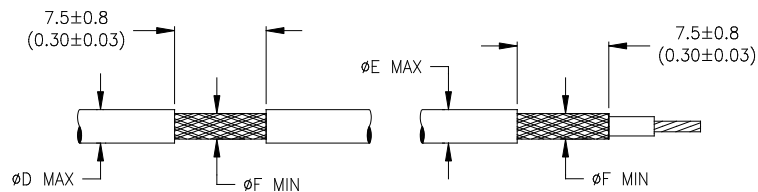
MATERIALS

- INSULATION SLEEVE: Heat-shrinkable, transparent blue, radiation cross-linked modified polyvinylidene fluoride.
- SOLDER PREFORM WITH FLUX AND THERMAL INDICATOR:
 - SOLDER: TYPE Sn96 per ANSI/J-STD-006.
 - FLUX: TYPE ROM1 per ANSI/J-STD-004.
 - THERMAL INDICATOR: Fusible ring, melt point: 232°C, completely melted at 240°C.
- MELTABLE SEALING RINGS: Thermally stabilized thermoplastic. Color: blue.
- PRE-INSTALLED BRAID: Nickel-plated copper strands per ASTM B355 Class 7. CMA 640.

APPLICATION


- These parts are designed to provide an environment protected shield termination on cables, rated for 150°C minimum, meeting the dimensional criteria listed, having nickel-plated shields.
- Install using Raychem-approved convection or infrared heating tools in accordance with Raychem process standard RCPS-100-70. Infrared tools are not recommended for use with black jackets.
- Parts shall be marked with identification code per table.
- Temperature range: -55°C to +175°C.

For best results, prepare the cable as shown:



SolderSleeve is a trademark of TE Connectivity Corporation.

© 2004-2018 TE Connectivity Corporation. All rights reserved

 TE Connectivity			Raychem Devices	TITLE: SOLDERSLEEVE SHIELD TERMINATOR WITH PRE-INSTALLED BRAID, 175°C, LEAD-FREE		
Unless otherwise specified dimensions are in millimeters. [Inches dimensions are shown in brackets]				DOCUMENT NO.: SO175-X-01		
TOLERANCES: 0.00 N/A 0.0 N/A 0 N/A	ANGLES: N/A ROUGHNESS IN MICRON	Tyco Electronics reserves the right to amend this drawing at any time. Users should evaluate the suitability of the product for their application.				
DRAWN BY: M. FORONDA	CAGE CODE: 06090	REPLACES: None	ECO NUMBER: ECO-18-014431	SCALE: None	SIZE: A	SHEET: 1 of 1

If this document is printed it becomes uncontrolled. Check for the latest revision.

Mouser Electronics

Authorized Distributor

Click to View Pricing, Inventory, Delivery & Lifecycle Information:

[TE Connectivity:](#)

[SO175-3-01CS2895](#)