

REVISIONS					
P	LTR	DESCRIPTION	DATE	DWN	APVD
	A	ECN-24-279991;GTP	19AUG2024	TP	WH

NOTES:

ALL DIMENSIONS ARE NOMINAL FOR REFERENCE ONLY UNLESS OTHERWISE STATED;

RoHS: COMPLIANT.

SPECIFICATIONS:

IMPEDANCE: 50Ω

FREQUENCY: DC to 26.5GHz

VSWR/RL: 1.28 max./ 18.22 dB min.

INSERTION LOSS: 0.26 dB max.

DIELECTRIC WITHSTANDING VOLTAGE: 1000 VRMS

CONTACT RESISTANCE:
CENTER: 10 milliohms max.
OUTER: 2 milliohms max.

INSULATION RESISTANCE: 5000 MΩ

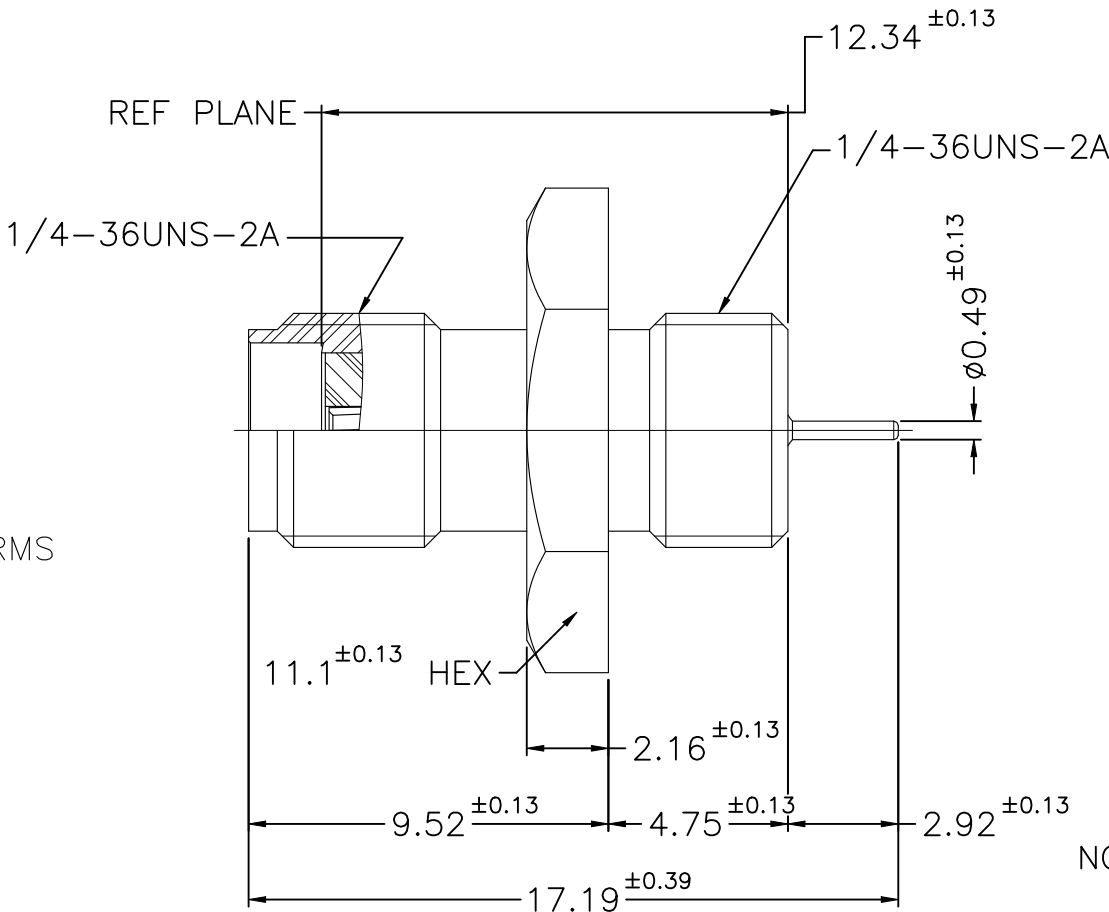
TEMPERATURE RANGE: -65°C TO +165°C

ENGAGEMENT AND DISENGAGEMENT FORCE:
ENGAGEMENT: 2 in-lbs max.
DISENGAGEMENT: 2 in-lbs max.

LEAK TEST: 1X10-8 atm.cc/sec

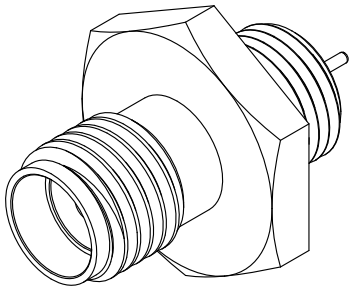
WEATHERPROOF: 30 psi max.

CONTACT RETENTION: 6 lbs. min.


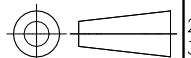


NOTES:

- FINISH (PLATING THICKNESS IN MICRO-INCHES)
- GOLD PL. 35 MIN. THICK OVER ELECTROLESS NICKEL PL. 100 MIN. THICK
 - GOLD PL. 50 MIN. THICK OVER ELECTROLESS NICKEL PL. 100 MIN. THICK



	1	RED	PVC	CAP	5
	1	RED	SILICONE RUBBER	GESKET	4
	1	NOTE 2	BERYLLIUM-COP	CONTACT PIN	3
	1	NATURAL	PTFE	INSULATOR	2
	1	NOTE 1	IRON-NI-COBALT	SUB-ASSEMBLY	1
	1	GREEN	Neg BH-14G/K		
	1	NOTE 1	STAINLESS STEEL		
	2485924-1	FINISH/PLATING	MATERIAL	DESCRIPTION	ITEM
QUANTITY PER ASSY			PARTS LIST		

THIS DRAWING IS A CONTROLLED DOCUMENT.		DWN TP 14JUN2024		<div>TE Connectivity</div>	
		CHK TP 14JUN2024			
		APVD WH 14JUN2024			
DIMENSIONS: mm		TOLERANCES UNLESS OTHERWISE SPECIFIED:		NAME	
		0 PLC ± 0.3		SMA Jack St Hermetic Front Mount 26.5G — —	
		1 PLC ± 0.2			
		2 PLC ± 0.1			
		3 PLC ± 0.05			
		4 PLC ± —			
		ANGLES ± 5			
MATERIAL		FINISH		SIZE	
SEE TABLE		SEE TABLE		CAGE CODE	
				DRAWING NO	
				RESTRICTED TO	
				—	
		WEIGHT		A300779	
		3.11g		C-2485924	
		CUSTOMER DRAWING		SCALE	
				1:1	
				SHEET	
				1 OF 1	
				REV	
				A	

Mouser Electronics

Authorized Distributor

Click to View Pricing, Inventory, Delivery & Lifecycle Information:

[TE Connectivity:](#)

[2485924-1](#)