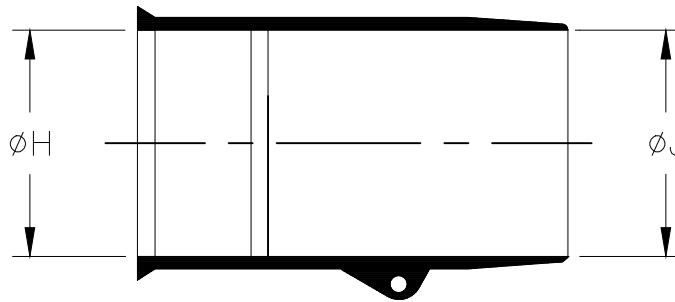
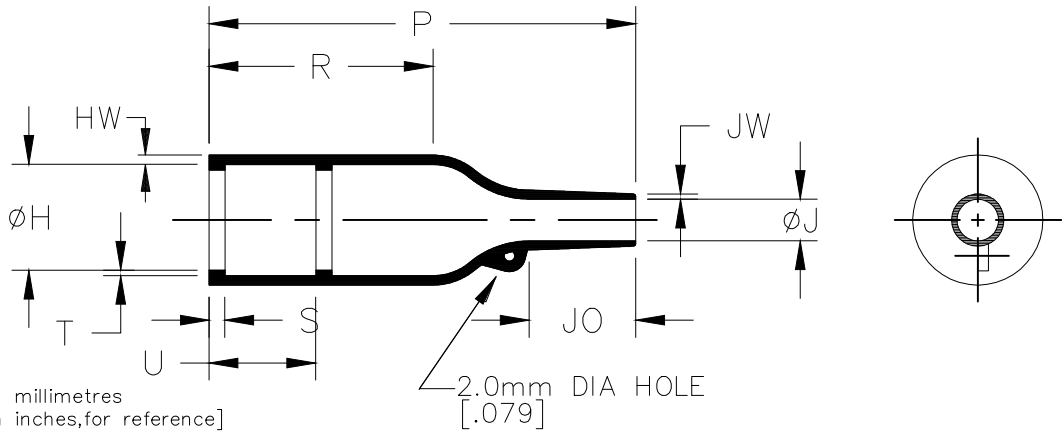


REVISIONS

a) Part as supplied.



b) Part after unrestricted recovery.

DIMENSIONS in millimetres
[in inches, for reference]

Part No.	H		J		P	R	S	T	U	JO	HW	JW
	Min a	Max b	Min a	Max b	±10% b	±10% b	±10% b	±10% b	±10% b	±10% b	±20% b	±20% b
202K121-XX-01-0	24 [.94]	10.4 [.41]	24 [.94]	5.6 [.22]	26 [1.02]	9 [.35]	3.0 [.12]	1.0 [.04]	①	8.5 [.33]	1.6 [.06]	0.9 [.04]
202K132-XX-01-0	30 [1.18]	14.2 [.56]	30 [1.18]	5.9 [.23]	43 [1.69]	20 [.79]	3.0 [.12]	1.0 [.04]	①	11.5 [.45]	1.8 [.07]	1.0 [.04]
202K142-XX-01-0	31 [1.22]	18.0 [.71]	31 [1.22]	7.1 [.28]	47 [1.85]	15 [.59]	3.0 [.12]	1.0 [.04]	①	17.0 [.67]	1.8 [.07]	1.0 [.04]
202K153-XX-01-0	36 [1.42]	22.4 [.88]	36 [1.42]	8.4 [.33]	60 [2.36]	22 [.87]	3.0 [.12]	1.0 [.04]	①	19.5 [.77]	2.0 [.08]	1.0 [.04]
202K163-XX-01-0	43 [1.69]	28.2 [1.11]	43 [1.69]	9.9 [.39]	79 [3.11]	41 [1.61]	3.0 [.12]	1.7 [.07]	20 [.79]	21.0 [.83]	2.2 [.09]	1.0 [.04]
202K174-XX-01-0	60 [2.36]	35.1 [1.38]	60 [2.36]	15.7 [.62]	110 [4.33]	52 [2.05]	3.0 [.12]	1.7 [.07]	20 [.79]	39.0 [1.54]	3.2 [.13]	1.5 [.06]
202K185-XX-01-0	66 [2.60]	44.5 [1.75]	66 [2.60]	16.8 [.66]	150 [5.91]	70 [2.76]	3.0 [.12]	2.0 [.08]	20 [.79]	51.5 [2.03]	3.8 [.15]	2.0 [.08]

#


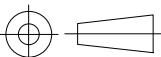
This is a trimmed variant Modified dimensions: - #

RELEASED FOR PUBLICATION

ALL RIGHTS RESERVED.

COPYRIGHT - TE Connectivity Ltd.

THIS DRAWING IS UNPUBLISHED.

DIMENSIONS: mm [INCHES]		DWN A.LILLEY.	April 2007	MATERIAL SEE SHEET 2		FINISH —	
TOLERANCES UNLESS OTHERWISE SPECIFIED:		CHK —	—	 TE Connectivity Ltd.			
		APVD —	—				
		0 PLC ± — 1 PLC ± — 2 PLC ± — 3 PLC ± — 4 PLC ± — ANGLES ± —		PRODUCT SPEC —		NAME BOOT, STRAIGHT WITH LIP —	
		APPLICATION SPEC —		SIZE A4	CAGE CODE 00779	DRAWING NO C-202K1XX-XX-01-0	RESTRICTED TO —
		WEIGHT —		CUSTOMER DRAWING			
				SCALE DNS	SHEET 1 OF 2	REV 6	

REVISIONS

P	LTR	DESCRIPTION	DATE	DWN	APVD
	—	SEE SHEET 1	—	—	—

COMPATIBILITY CHART

Material Dash Number	Material Description	SPEC Number	Coating Slash Number
—3	POLYOLEFIN, SEMI-RIGID	RT-301	/42, /86, /180
—4	POLYOLEFIN, FLEXIBLE	RT-1304	/42, /86, /180
—25	ELASTOMER, FLUID RESISTANT	RW-2070	/42, /86, /225

Ordering Information

202K1**-*—01/**—0

COLOR DESIGNATOR

Adhesive Slash Number (if required see compatibility chart)

Modification number

Material Dash Number (see compatibility chart)

Base Part Number

NOTES


- 1) Dimension U does not apply on sizes 202K121 thru 202K153.
- 2) If eyelet clip (000W212) is required with part then add CS-1858 to description (i.e. 202K132-3-01-CS-1858-0).
- 3) As supplied dimensions are for uncoated parts, when coating is added entry diameters will reduce by 1.5mm[.06] Max.

RELEASED FOR PUBLICATION

ALL RIGHTS RESERVED.

THIS DRAWING IS UNPUBLISHED.

© COPYRIGHT — TE Connectivity Ltd.

DIMENSIONS: mm [INCHES]	DWN A.LILLEY.	April 2007	MATERIAL —	FINISH —	
	CHK —	—	 TE Connectivity Ltd.		
TOLERANCES UNLESS OTHERWISE SPECIFIED:	APVD —	—			
0 PLC ± — 1 PLC ± — 2 PLC ± — 3 PLC ± — 4 PLC ± — ANGLES ± —	PRODUCT SPEC — APPLICATION SPEC — WEIGHT —	NAME BOOT, STRAIGHT WITH LIP — SIZE A4			
			CAGE CODE 00779	DRAWING NO C-202K1XX-XX-01-0	RESTRICTED TO —
CUSTOMER DRAWING			SCALE DNS	SHEET 2 of 2	REV 6

Mouser Electronics

Authorized Distributor

Click to View Pricing, Inventory, Delivery & Lifecycle Information:

[TE Connectivity:](#)

[202K132-3-01/42-0](#)