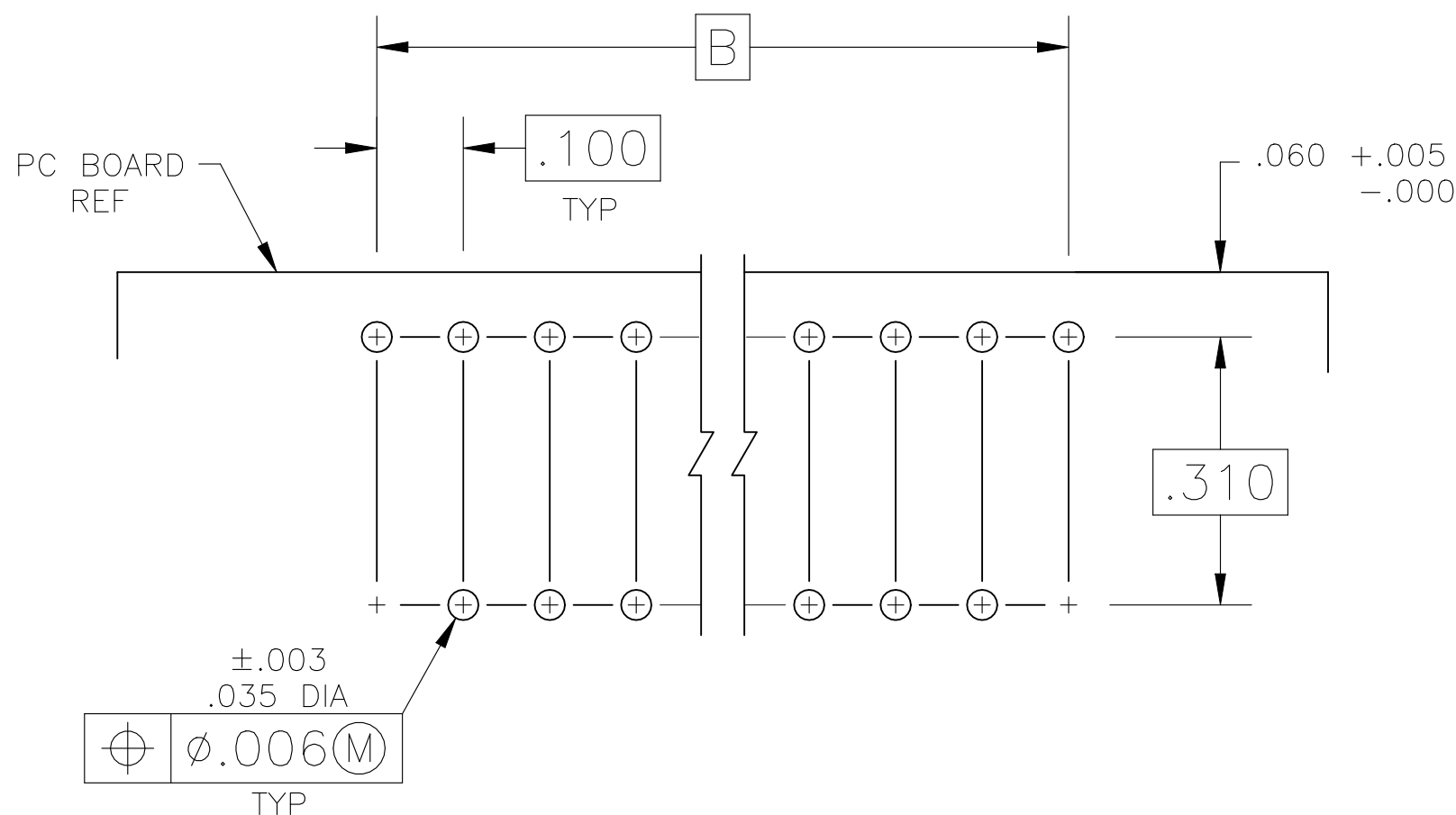
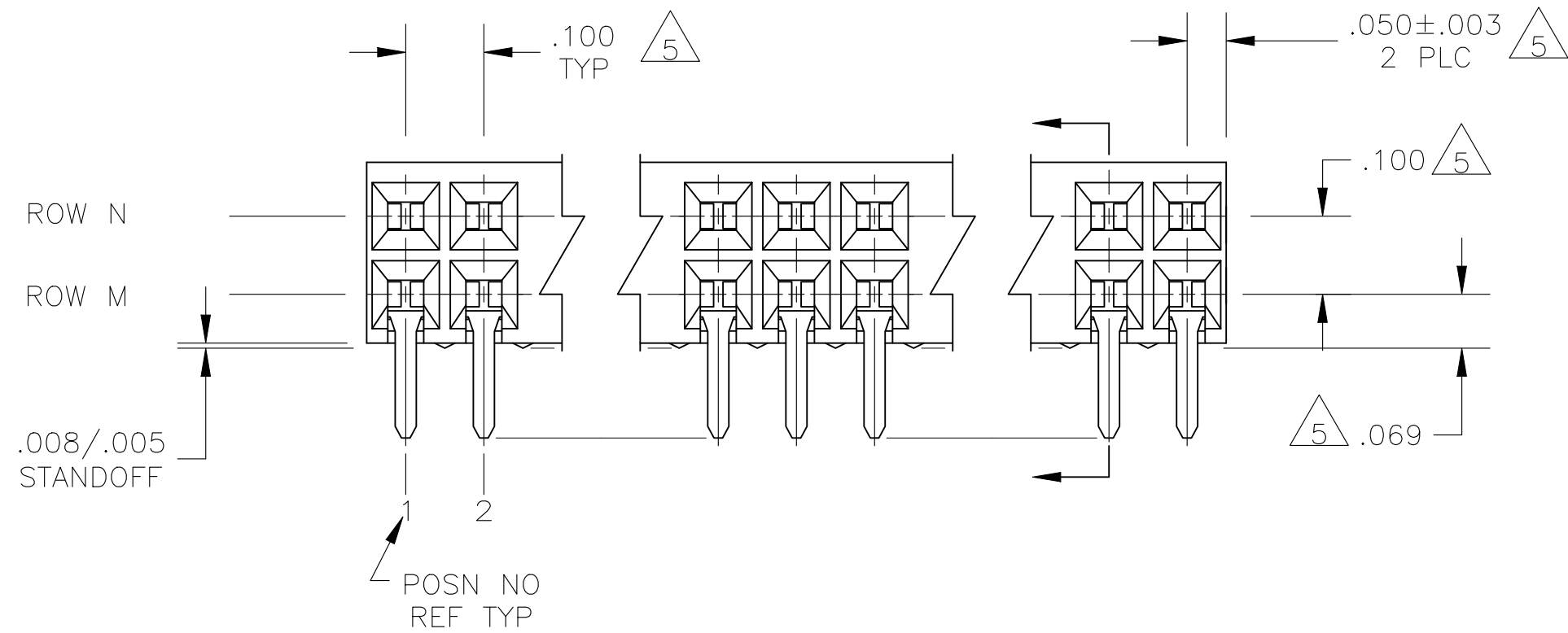
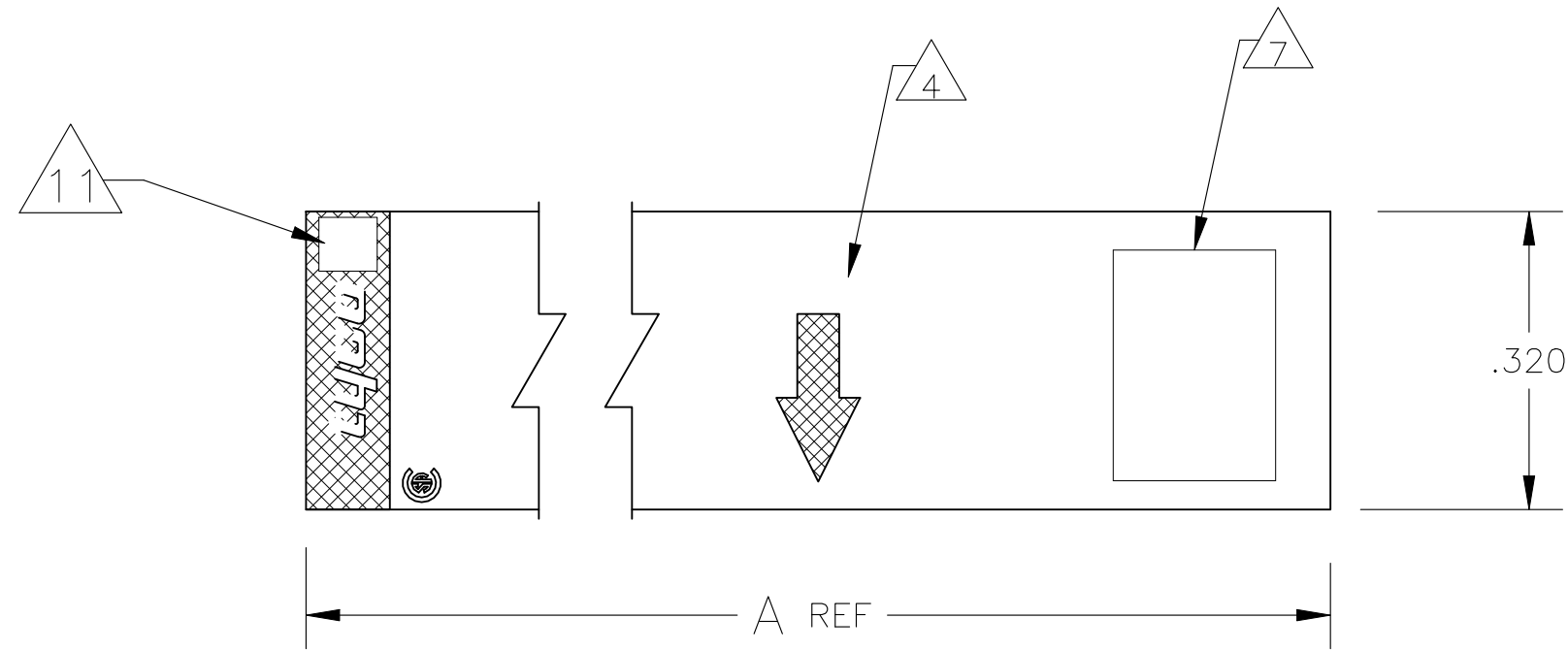
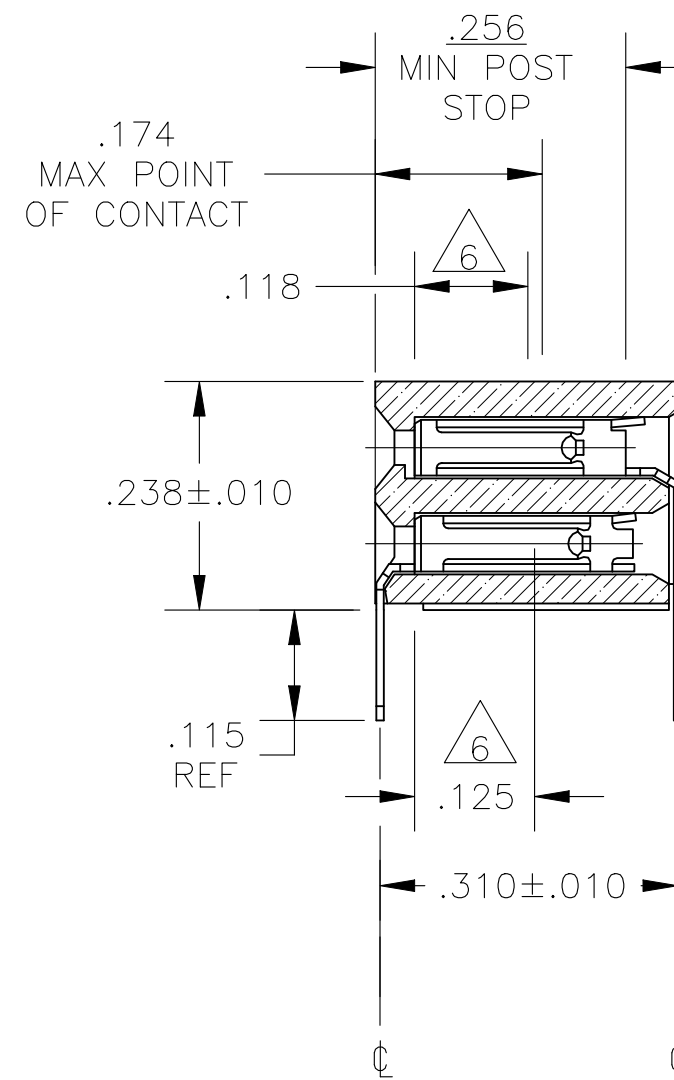


REVISIONS					
P	LTR	DESCRIPTION	DATE	DWN	APVD
G		POSITION 1 MARKING SHOWN	14JUL2022	SCB	PS



RECOMMENDED PC BOARD LAYOUT



- 1 HOUSING MATERIAL : GLASS FILLED, FLAME RETARDANT POLYESTER, COLOR-BLACK.
- 2 CONTACT MATERIAL : PHOSPHOR BRONZE.
- 3 CONTACT FINISH : DUPLEX PLATED .000030 GOLD ON CONTACT AREA, .000150-.000300 BRIGHT TIN-LEAD ON SOLDER LEADS, ALL OVER .000050 MIN NICKEL.
- 4 MOLDED IN ARROW DESIGNATES THE MATING FACE OF THE CONNECTOR.
- 5 DIMENSIONS PERTAIN TO CAVITY CENTERLINES.
- 6 POINT OF MEASUREMENT FOR PLATING THICKNESS OF CONTACT AREA.
- 7 PART NUMBER AND DATE CODE ARE MARKED IN APPROXIMATE LOCATION SHOWN.
- 8 CONTACT FINISH : DUPLEX PLATED .000030 GOLD ON CONTACT AREA, .000150-.000300 MATTE TIN ON SOLDER LEADS, ALL OVER .000050 MIN NICKEL.
- 9 ROHS 2002 /95/EC COMPLIANT.
- 10 OBSOLETE PARTS: OBSOLETE CIS STREAMLINING PER D.RENAUD/D.SINISI
- 11 POSITION #1 MARKING ON THIS LOCATION FOR ALL PART NUMBERS

10	OBSOLETE	8	NONE	15	1.400	1.500	29/30	9	5-146327-2
10	OBSOLETE	8	NONE	1	1.400	1.500	29/30	9	5-146327-1
		3	NONE	15	1.400	1.500	29/30		146327-2
10	OBSOLETE	3	NONE	1	1.400	1.500	29/30		146327-1
FINISH		ROW M	ROW N	B		A	NO. OF POSITIONS	ASSEMBLY PART NUMBER	
		POSITIONS OMITTED							

THIS DRAWING IS A CONTROLLED DOCUMENT.		DWN	T. HOFFMAN	7/12/95						
		CHK	H. PALEY	7/24/95						
		APVD	H. PALEY	7/24/95						
		PRODUCT SPEC								
		APPLICATION SPEC			NAME	AMPMODU MOD II RECEPTACLE ASSEMBLY, HORIZONTAL, .100 CL, 2 ROW, CLOSED-ENTRY, SHORT POINT-OF-CONTACT.				
		WEIGHT	-		SIZE	A2	CAGE CODE	00779	DRAWING NO	C=146327
		CUSTOMER DRAWING			SCALE	5:1	SHEET	1 of 1	REV	G

# Mouser Electronics

Authorized Distributor

Click to View Pricing, Inventory, Delivery & Lifecycle Information:

[TE Connectivity:](#)

[146327-2](#)