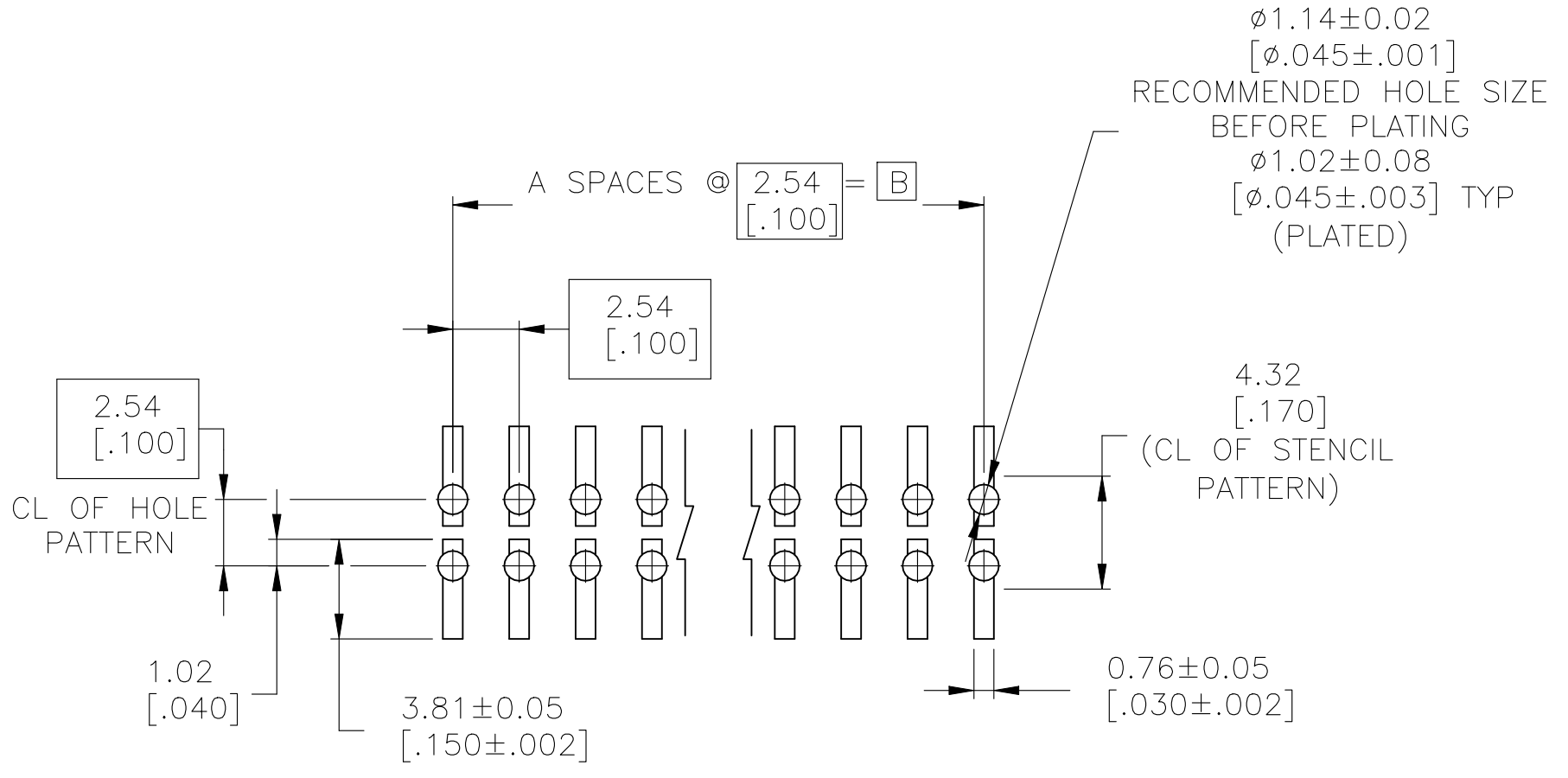
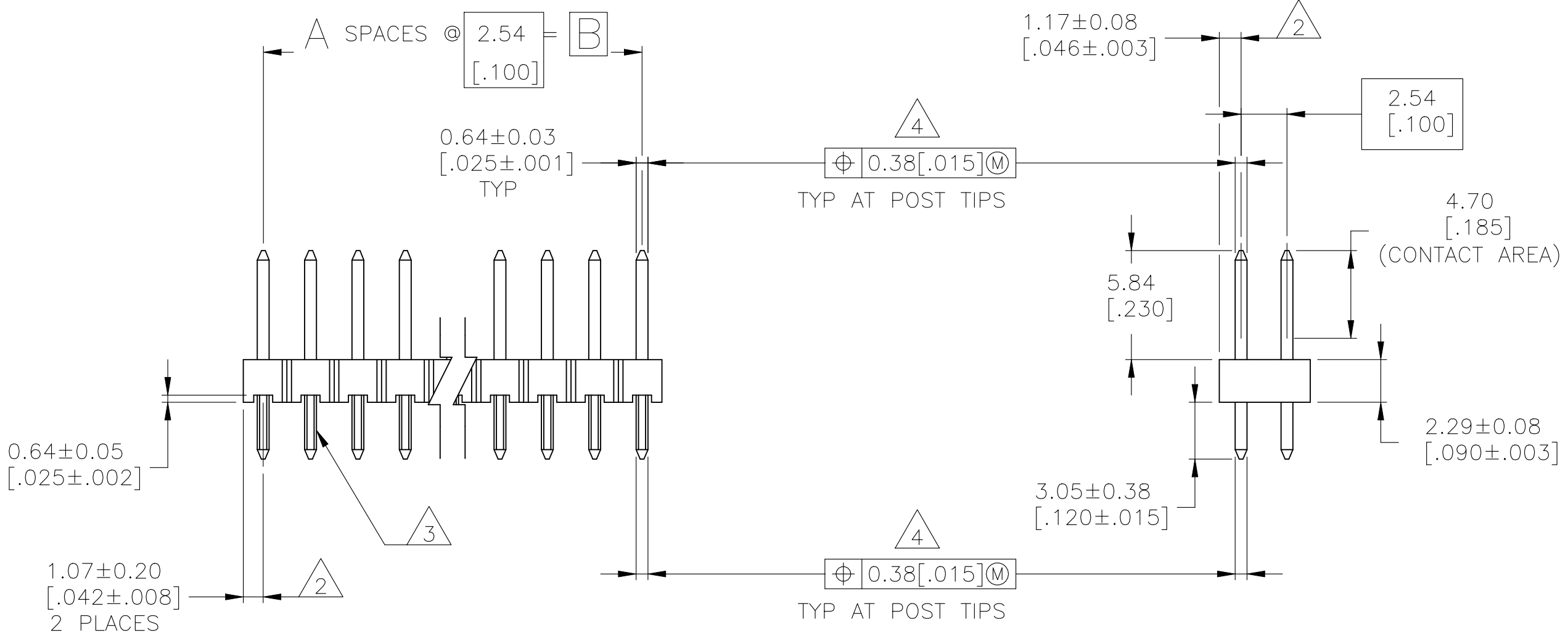
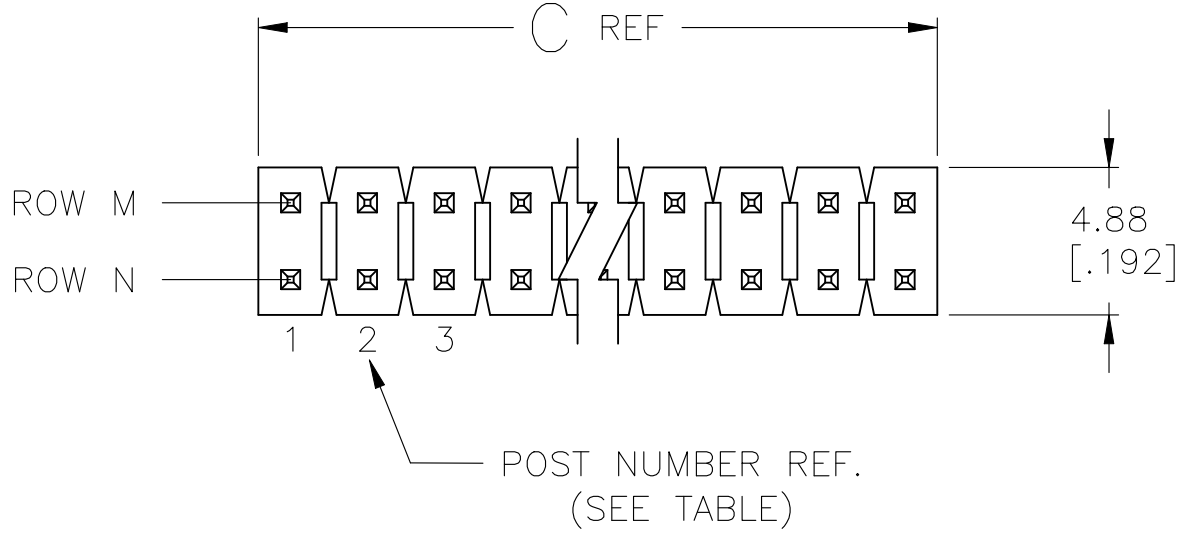


D

C

B

A



RECOMMENDED PC BOARD MOUNTING DIMENSIONS
FOR .063[1.60] THICK PC BOARD AND
.012[.305] STENCIL THICK

REVISIONS					
P	LTR	DESCRIPTION	DATE	DWN	APVD
	H1	REVISED PER ECN-23-192507	05JAN2023	RK	MF

		6	101.19 [3.984]	99.06 [3.900]	39	80	4-146269-0
8	OBSOLETE	6	98.65 [3.884]	96.52 [3.800]	38	78	3-146269-9
8	OBSOLETE	6	96.11 [3.784]	93.98 [3.700]	37	76	3-146269-8
8	OBSOLETE	6	93.57 [3.684]	91.44 [3.600]	36	74	3-146269-7
8	OBSOLETE	6	91.03 [3.584]	88.90 [3.500]	35	72	3-146269-6
8	OBSOLETE	6	88.49 [3.484]	86.36 [3.400]	34	70	3-146269-5
8	OBSOLETE	6	85.95 [3.384]	83.82 [3.300]	33	68	3-146269-4
8	OBSOLETE	6	83.41 [3.284]	81.28 [3.200]	32	66	3-146269-3
8	OBSOLETE	6	80.87 [3.184]	78.74 [3.100]	31	64	3-146269-2
8	OBSOLETE	6	78.33 [3.084]	76.20 [3.000]	30	62	3-146269-1
8	OBSOLETE	6	75.79 [2.984]	73.66 [2.900]	29	60	3-146269-0
8	OBSOLETE	6	73.25 [2.884]	71.12 [2.800]	28	58	2-146269-9
8	OBSOLETE	6	70.71 [2.784]	68.58 [2.700]	27	56	2-146269-8
8	OBSOLETE	6	68.17 [2.684]	66.04 [2.600]	26	54	2-146269-7
8	OBSOLETE	6	65.63 [2.584]	63.5 [2.500]	25	52	2-146269-6
8	OBSOLETE	6	63.09 [2.484]	60.96 [2.400]	24	50	2-146269-5
8	OBSOLETE	6	60.55 [2.384]	58.42 [2.300]	23	48	2-146269-4
8	OBSOLETE	6	58.01 [2.284]	55.88 [2.200]	22	46	2-146269-3
8	OBSOLETE	6	55.47 [2.184]	53.34 [2.100]	21	44	2-146269-2
8	OBSOLETE	6	52.93 [2.084]	50.80 [2.000]	20	42	2-146269-1
8	OBSOLETE	6	50.39 [1.984]	48.26 [1.900]	19	40	2-146269-0
8	OBSOLETE	6	47.85 [1.884]	45.72 [1.800]	18	38	1-146269-9
8	OBSOLETE	6	45.31 [1.784]	43.18 [1.700]	17	36	1-146269-8
8	OBSOLETE	6	42.77 [1.684]	40.64 [1.600]	16	34	1-146269-7
8	OBSOLETE	6	40.23 [1.584]	38.10 [1.500]	15	32	1-146269-6
8	OBSOLETE	6	37.69 [1.484]	35.56 [1.400]	14	30	1-146269-5
8	OBSOLETE	6	35.15 [1.384]	33.02 [1.300]	13	28	1-146269-4
8	OBSOLETE	6	32.61 [1.284]	30.48 [1.200]	12	26	1-146269-3
8	OBSOLETE	6	30.07 [1.184]	27.94 [1.100]	11	24	1-146269-2
8	OBSOLETE	6	27.53 [1.084]	25.40 [1.000]	10	22	1-146269-1
8	OBSOLETE	6	24.99 [0.984]	22.86 [0.900]	9	20	1-146269-0
8	OBSOLETE	6	22.45 [0.884]	20.32 [0.800]	8	18	1-146269-9
8	OBSOLETE	6	19.91 [0.784]	17.78 [0.700]	7	16	1-146269-8
8	OBSOLETE	6	17.37 [0.684]	15.24 [0.600]	6	14	1-146269-7
8	OBSOLETE	6	14.83 [0.584]	12.70 [0.500]	5	12	1-146269-6
8	OBSOLETE	6	12.29 [0.484]	10.16 [0.400]	4	10	1-146269-5
8	OBSOLETE	6	9.75 [0.384]	7.62 [0.300]	3	8	1-146269-4
8	OBSOLETE	6	7.21 [0.284]	5.08 [0.200]	2	6	1-146269-3
8	OBSOLETE	6	4.67 [0.184]	2.54 [0.100]	1	4	1-146269-2
8	SUPSD BY	5	2.13 [0.084]	-	-	2	1-146269-1

THIS DRAWING IS A CONTROLLED DOCUMENT.

DIMENSIONS:
mm [INCHES]

TOLERANCES UNLESS OTHERWISE SPECIFIED:
0. PLC ± -
1. PLC ± -
2. PLC ± 0.51[.02]
3. PLC ± 0.127[.005]
4. PLC ± 0.0127[.0005]
ANGLES ±

DWN
T. HOFFMAN
08MAY95

CHK
G. DUBNICZKI
04MAR96

APVD
G. DUBNICZKI
04MAR96

NAME
HDR ASSY, MOD II, B/A, DR .100 X.100 CL, VERT, W/RET FEATURE, .025 SQ. PST, HT

MATERIAL
5

SEE TABLE

WEIGHT
-

CUSTOMER DRAWING

SIZE
A1

CAGE CODE
00779

DRAWING NO
146269

RESTRICTED TO
-

SCALE
4:1

SHEET
1

OF
2

REV
H1

TE Connectivity Ltd.

TE

Mouser Electronics

Authorized Distributor

Click to View Pricing, Inventory, Delivery & Lifecycle Information:

[TE Connectivity:](#)

[5-146269-7](#)