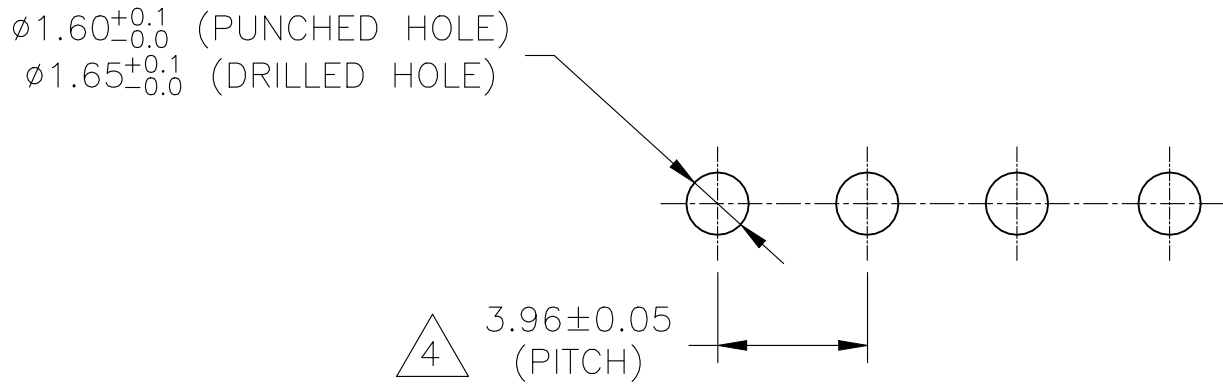
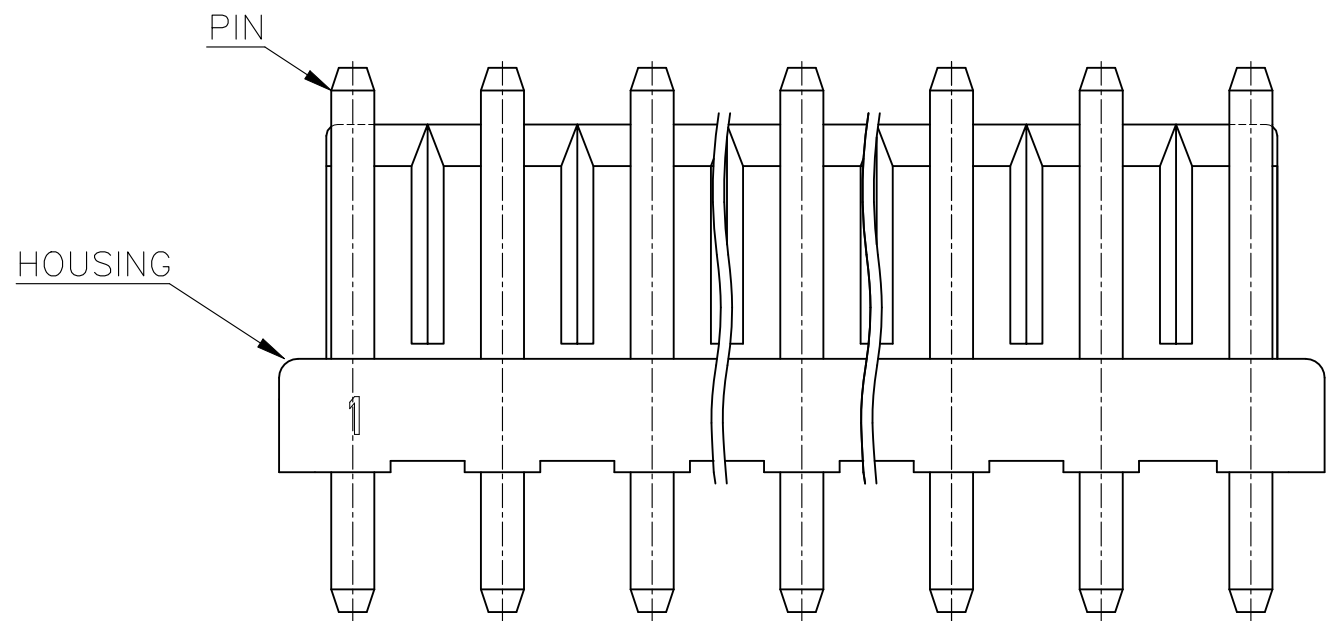
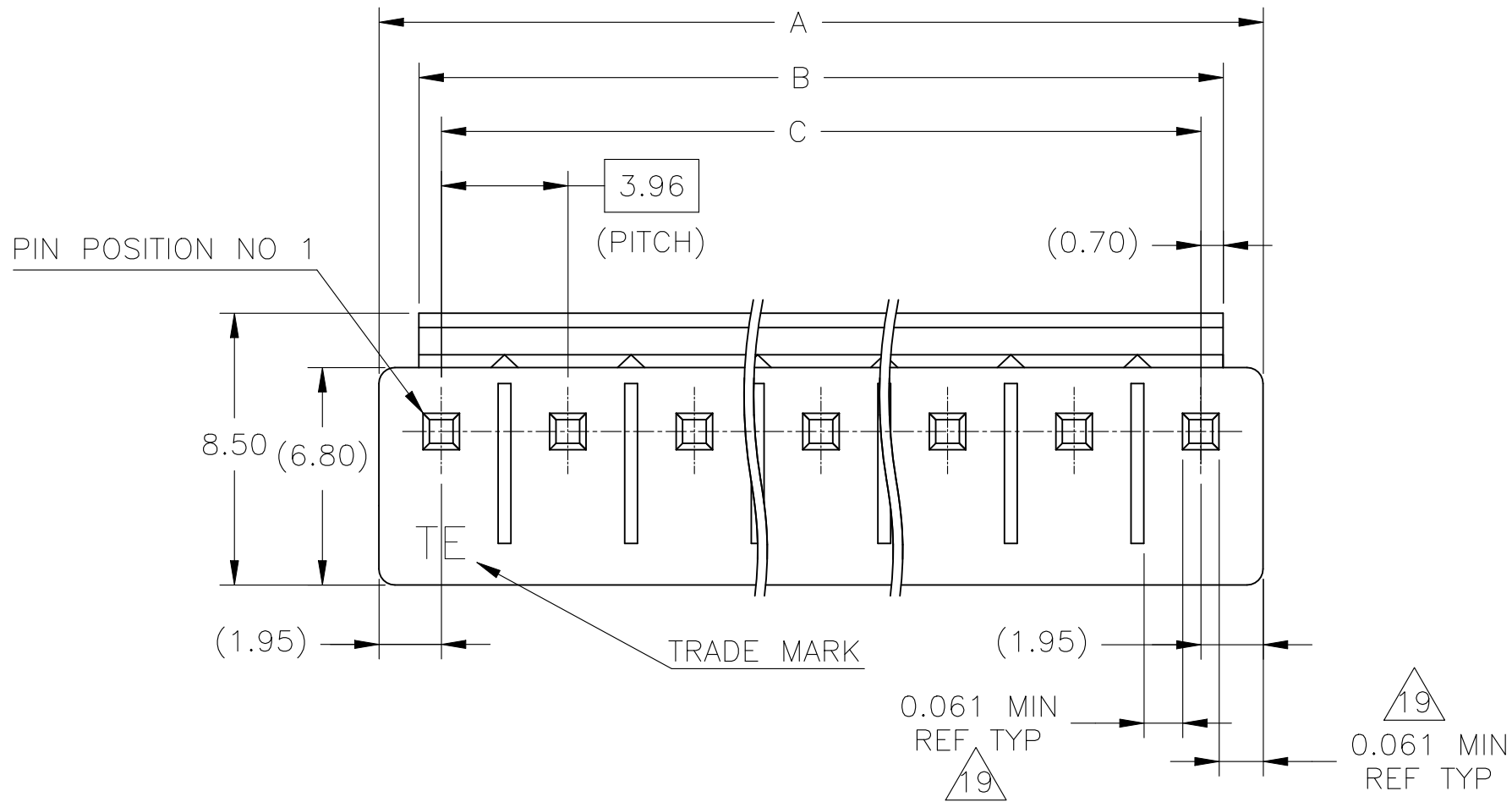


REVISIONS					
P	LTR	DESCRIPTION	DATE	DWN	APVD
	AA5	REVISED PER ECR-22-129998	12APR2022	WH	LC



2 FIG.1

- 1 MATING CONN P/N: □-1123722-□
- 2 APPLICABLE P.C.B LAYOUT: SEE FIG. 1
- 3 APPLICABLE P.C.B THICKNESS: 1.60
- 4 SKETCHES SHOW NO PINS MISSING.
- 6 PIN: POST TIN OVER BRASS
- 7 HOUSING: PBT, 30% GLASS, UL94-V0(ONLY NATURAL COLOR).
- 8 ○ : WITH PIN,
X : WITHOUT PIN.
- 10 SUPERSEDED BY 1744489-2.
- 11 SUPERSEDED BY 1744489-4.
- 12 SUPERSEDED BY 1744489-5.
- 13 SUPERSEDED BY 1744489-6.
- 14 SUPERSEDED BY 1744489-7.
- 15 SUPERSEDED BY 1744489-8.
- 16 SUPERSEDED BY 1744489-9.
- 17 SUPERSEDED BY 1-1744489-0.
- 18 SUPERSEDED BY 1-1744489-1.
- 19 VALUES FOR UL 61800-5-1, ONLY NATURAL COLOR.

Flam	RTIe deg C	HWI	HAI	CTI
V0	130	PLC 2	PLC 4	PLC 2_UL746

- 20 PRELIMINARY: NOT FOR PRODUCTION

THIS DRAWING IS A CONTROLLED DOCUMENT.		DWN N.YAMASAKI 13MAR'01	<div>TE Connectivity</div>		
DIMENSIONS: mm		CHK M.SHINDO 13MAR'01			
		APVD Y.KASHIWA 13MAR'01			
		PRODUCT SPEC 108-5609			
TOLERANCES, UNLESS OTHERWISE SPECIFIED:		APPLICATION SPEC 114-32134	NAME 3.96MM PITCH ECONOMY POWER(EP) CONN HEADER ASSY		
MATERIAL SEE TABLE		FINISH SEE TABLE	SIZE A2	CAGE CODE 00779	DRAWING NO C=1123723
		WEIGHT -	RESTRICTED TO -		
		CUSTOMER DRAWING	SCALE N/A	SHEET 1 OF 2	REV AA5

Mouser Electronics

Authorized Distributor

Click to View Pricing, Inventory, Delivery & Lifecycle Information:

[TE Connectivity:](#)

[2-1123724-2](#)