



CII

TE Internal #: 3-1617786-7

Mid-Range Relays, Mid-Range Relay Contact Arrangement 2 Form C, DPDT, 2 C/O, Coil Suppression Diode, Tin-Lead Terminal Plating

[View on TE.com >](#)

Relays, Contactors & Switches > Relays > Mil-Aero Relays > Mid-Range Relays



Mid-Range Relay Contact Arrangement: **2 Form C, DPDT, 2 C/O**

Coil Suppression Diode: **With**

Auxiliary Contacts: **Without**

Terminal Plating: **Tin-Lead**

Mid-Range Relay Contact Current Rating: **5 A**

Features

Product Type Features

Enclosure Type	Hermetically Sealed
Terminal Configuration	Solder Pins
Product Type	Relay
Relay Type	Military/Aerospace Mid-Range

Electrical Characteristics

Vibration	30G's, 70 – 3000Hz
Shock	200G's, 6ms
Coil Suppression Diode	With
Mid-Range Relay Coil Voltage Rating	12 VDC
Mid-Range Relay Coil Resistance	125 Ω
Mid-Range Relay Contact Switching (Max)	115/200Vac (400Hz)
Back EMF Suppression	With
Coil Magnetic System	Polarized, Monostable
Actuating System	DC

Contact Features

Mid-Range Relay Contact Arrangement	2 Form C, DPDT, 2 C/O
Auxiliary Contacts	Without
Terminal Plating	Tin-Lead



Mid-Range Relay Contact Current Rating	5 A
Contact Base Material	Silver Cadmium Oxide with Gold Plating

Mechanical Attachment

Mid-Range Relay Mounting Type	Plain Case
-------------------------------	------------

Usage Conditions

Operating Temperature Range	-70 – 125 °C
-----------------------------	--------------

Product Compliance

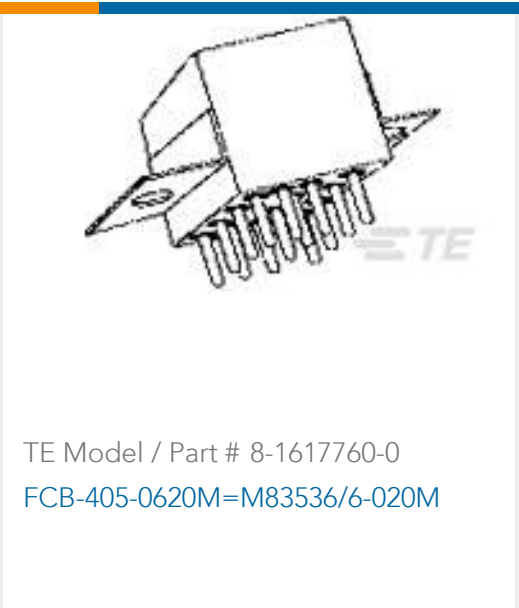
For compliance documentation, visit the product page on TE.com>

EU RoHS Directive 2011/65/EU	Not Compliant
EU ELV Directive 2000/53/EC	Not Compliant
China RoHS 2 Directive MIIT Order No 32, 2016	Restricted Materials Above Threshold
EU REACH Regulation (EC) No. 1907/2006	Current ECHA Candidate List: JUN 2020 (209) Candidate List Declared Against: JUL 2019 (201) Does not contain REACH SVHC
Halogen Content	Not Yet Reviewed for halogen content
Solder Process Capability	Not lead free process capable

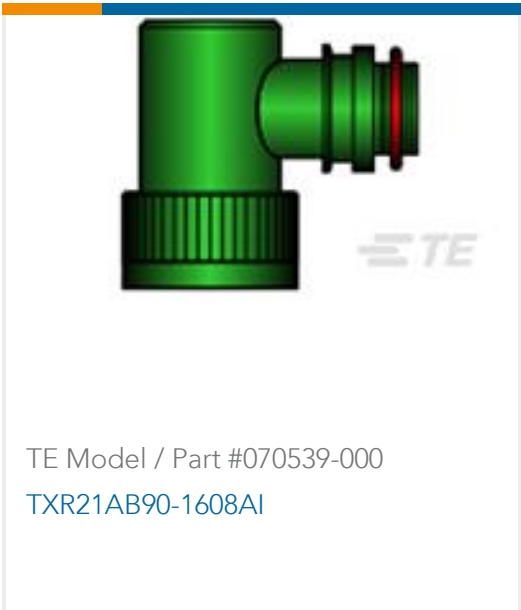
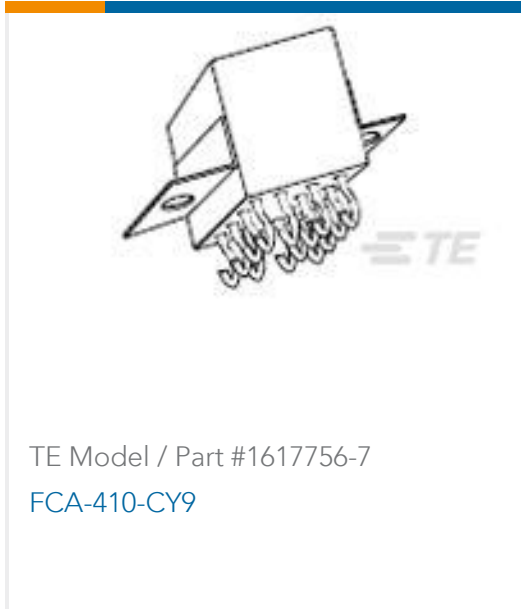
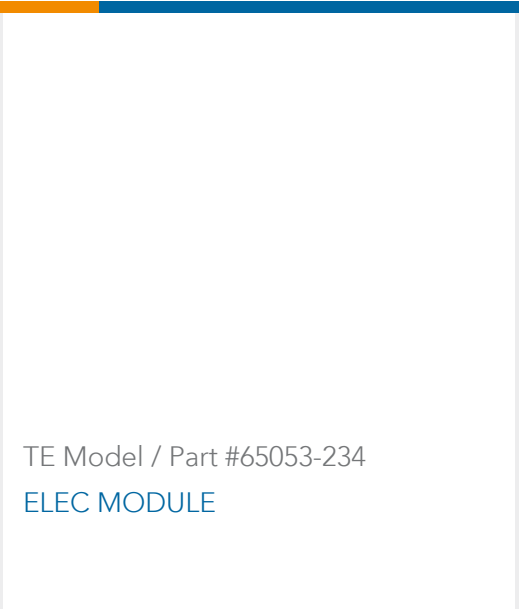
Product Compliance Disclaimer

This information is provided based on reasonable inquiry of our suppliers and represents our current actual knowledge based on the information they provided. This information is subject to change. The part numbers that TE has identified as EU RoHS compliant have a maximum concentration of 0.1% by weight in homogenous materials for lead, hexavalent chromium, mercury, PBB, PBDE, DBP, BBP, DEHP, DIBP, and 0.01% for cadmium, or qualify for an exemption to these limits as defined in the Annexes of Directive 2011/65/EU (RoHS2). Finished electrical and electronic equipment products will be CE marked as required by Directive 2011/65/EU. Components may not be CE marked. Additionally, the part numbers that TE has identified as EU ELV compliant have a maximum concentration of 0.1% by weight in homogenous materials for lead, hexavalent chromium, and mercury, and 0.01% for cadmium, or qualify for an exemption to these limits as defined in the Annexes of Directive 2000/53/EC (ELV). Regarding the REACH Regulations, TE’s information on SVHC in articles for this part number is still based on the European Chemical Agency (ECHA) ‘Guidance on requirements for substances in articles’(Version: 2, April 2011), applying the 0.1% weight on weight concentration threshold at the finished product level. TE is aware of the European Court of Justice ruling of September 10th, 2015 also known as O5A (Once An Article Always An Article) stating that, in case of ‘complex object’, the threshold for a SVHC must be applied to both the product as a whole and simultaneously to each of the articles forming part of its composition. TE has evaluated this ruling based on the new ECHA “Guidance on requirements for substances in articles” (June 2017, version 4.0) and will be updating its statements accordingly.

Compatible Parts



Customers Also Bought



Documents

CAD Files

3D PDF

3D

Customer View Model

ENG_CVM_CVM_3-1617786-7_A.2d_dxf.zip

English

Customer View Model

ENG_CVM_CVM_3-1617786-7_A.3d_igs.zip

English



Customer View Model

[ENG_CVM_CVM_3-1617786-7_A.3d_stp.zip](#)

English

By downloading the CAD file I accept and agree to the [Terms and Conditions](#) of use.

Datasheets & Catalog Pages

[5-1773450-5_sec5_FCB-205](#)

English

Mouser Electronics

Authorized Distributor

Click to View Pricing, Inventory, Delivery & Lifecycle Information:

[TE Connectivity:](#)

[FCB-205-0210L](#)