

3-1393812-4 ✓ ACTIVE

Axicom | Axicom Cradle Relay S

TE Internal #: 3-1393812-4

Axicom Cradle Relay S, Signal Relays, 150VDC Contact Voltage Rating, 125VAC Contact Voltage Rating, 1000mW Signal Relay Coil Power Rating (DC), Socket

[View on TE.com >](#)



Relays, Contactors & Switches > Relays > Signal Relays > CRADLE S RELAY V23054



Contact Voltage Rating: **125 VAC**

Signal Relay Coil Power Rating (DC): **1000 mW**

Signal Relay Mounting Type: **Socket**

Signal Relay Terminal Type: **PCB-THT**

[All CRADLE S RELAY V23054 \(75\)](#)

## Features

### Product Type Features

Relay Type	Cradle S Relay V23054/V23062
Relay Style	Cradle S Relay
Product Type	Relay

### Electrical Characteristics

Coil Power Rating Class	1 – 1.5 W
Actuating System	DC
Input Voltage	150 VDC
Insulation Initial Dielectric Between Open Contacts	500 Vrms
Contact Limiting Short-Time Current	2 A
Insulation Initial Dielectric Between Contacts and Coil	500 Vrms
Insulation Initial Dielectric Between Coil/Contact Class	0 – 500 V
Insulation Initial Dielectric Between Adjacent Contacts	500 Vrms
Power Consumption	1000 – 2000 mW
Insulation Initial Resistance	1000 MΩ
Contact Limiting Making Current	2 A
Coil Resistance	15500 Ω
Contact Limiting Continuous Current	2 A
Coil Type	Monostable



Contact Limiting Breaking Current	2 A
Contact Voltage Rating	125 VAC
Signal Relay Coil Power Rating (DC)	1000 mW
Signal Relay Coil Voltage Rating	12 VAC
Signal Relay Contact Switching Voltage (Max)	125 VAC
Signal Relay Coil Magnetic System	Monostable, DC

### Body Features

Insulation Special Features	2000V Test Voltage Coil-Frame
Weight	20 g[.704 oz]

### Contact Features

Contact Plating Material	Gold Flash
Contact Current Class	0 – 2 A
Signal Relay Terminal Type	PCB-THT
Signal Relay Contact Current Rating	1 A
Signal Relay Contact Arrangement	4 Form C (CO)
Contact Material	Nickel
Contact Number of Poles	2

### Termination Features

Termination Type	Solder Terminals
------------------	------------------

### Mechanical Attachment

Signal Relay Mounting Type	Socket
----------------------------	--------

### Dimensions

Width Class (Mechanical)	16 – 20 mm
Width	19 mm[.748 in]
Height	30 mm[1.181 in]
Length Class (Mechanical)	20 – 25 mm
Length	24 mm[.945 in]
Height Class (Mechanical)	25 – 30 mm

### Usage Conditions

Environmental Ambient Temperature (Max)	70 °C[158 °F]
Environmental Ambient Temperature Class	50 – 70°C
Operating Temperature Range	-40 – 70 °C

## Operation/Application

Performance Type	Standard
------------------	----------

## Packaging Features

Packaging Method	Box & Carton
------------------	--------------

## Product Compliance

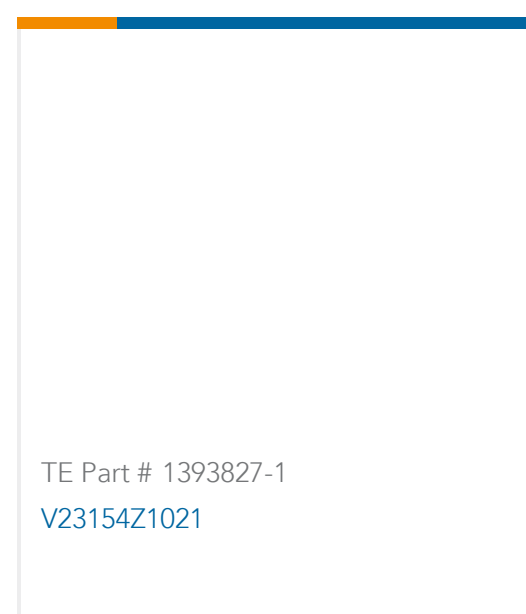
[For compliance documentation, visit the product page on TE.com>](#)

EU RoHS Directive 2011/65/EU	Compliant
EU ELV Directive 2000/53/EC	Compliant
China RoHS 2 Directive MIIT Order No 32, 2016	No Restricted Materials Above Threshold
EU REACH Regulation (EC) No. 1907/2006	Current ECHA Candidate List: JAN 2021 (211) Candidate List Declared Against: JAN 2021 (211) Does not contain REACH SVHC
Halogen Content	Low Halogen - Br, Cl, F, I < 900 ppm per homogenous material. Also BFR/CFR/PVC Free
Solder Process Capability	Wave solder capable to 265°C


### Product Compliance Disclaimer

This information is provided based on reasonable inquiry of our suppliers and represents our current actual knowledge based on the information they provided. This information is subject to change. The part numbers that TE has identified as EU RoHS compliant have a maximum concentration of 0.1% by weight in homogenous materials for lead, hexavalent chromium, mercury, PBB, PBDE, DBP, BBP, DEHP, DIBP, and 0.01% for cadmium, or qualify for an exemption to these limits as defined in the Annexes of Directive 2011/65/EU (RoHS2). Finished electrical and electronic equipment products will be CE marked as required by Directive 2011/65/EU. Components may not be CE marked. Additionally, the part numbers that TE has identified as EU ELV compliant have a maximum concentration of 0.1% by weight in homogenous materials for lead, hexavalent chromium, and mercury, and 0.01% for cadmium, or qualify for an exemption to these limits as defined in the Annexes of Directive 2000/53/EC (ELV). Regarding the REACH Regulation, the information TE provides on SVHC in articles for this part number is based on the latest European Chemicals Agency (ECHA) 'Guidance on requirements for substances in articles' posted at this URL: <https://echa.europa.eu/guidance-documents/guidance-on-reach>

## Compatible Parts

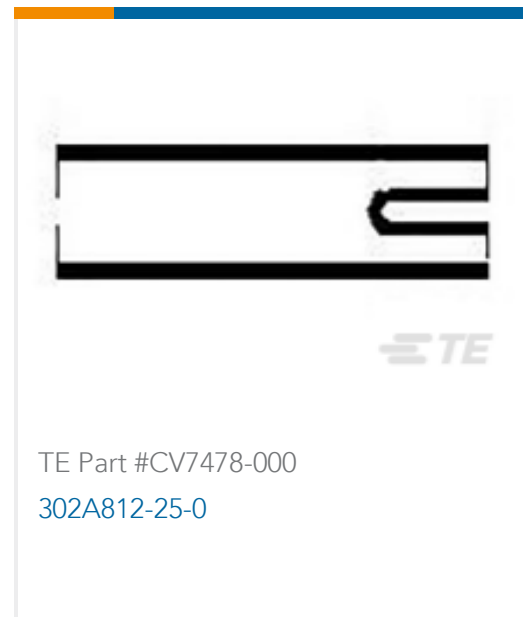


## Also in the Series | Axicom Cradle Relay S



Signal Relays(82)

## Customers Also Bought

TE Part #579873-000  
MTCP-KT1-0009TE Part #CV7478-000  
302A812-25-0TE Part #8829453001  
44A1141-24-0/1/2/3-9TE Part #BTA1-24-13-1-C  
BTA1-24-13-1-CTE Part #BTA3-28-13-4-J  
BTA3-28-13-4-JTE Part #ZPF000000000099321  
D-EASY 03 B 03TE Part #5580664002  
VPB-7/8-0-SP

## Documents

### CAD Files

3D PDF

3D

Customer View Model

[ENG\\_CVM\\_CVM\\_3-1393812-4\\_A.2d\\_dxf.zip](#)

English

Customer View Model

[ENG\\_CVM\\_CVM\\_3-1393812-4\\_A.3d\\_igs.zip](#)

English

Customer View Model

[ENG\\_CVM\\_CVM\\_3-1393812-4\\_A.3d\\_stp.zip](#)

English

By downloading the CAD file I accept and agree to the [Terms and Conditions](#) of use.

## Datasheets & Catalog Pages



[Industrial Relays Quick Reference Guide](#)

English

[Industrial Relays Quick Reference Guide](#)

Japanese

[Industrial Relays Quick Reference Guide](#)

---

**Product Specifications**

[Definitions, Handling, Processing, Testing and Use of Relays](#)

English

[Product Specification](#)

English

# Mouser Electronics

Authorized Distributor

Click to View Pricing, Inventory, Delivery & Lifecycle Information:

[TE Connectivity:](#)

[3-1393812-4](#)