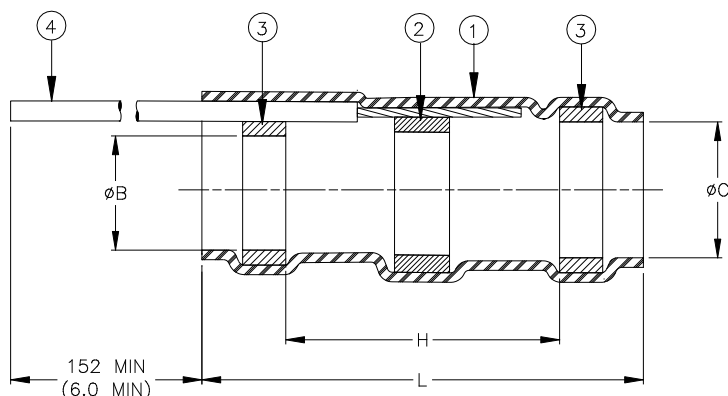


CUSTOMER DRAWING



Product Name	Ident. Code	Component Dimensions				Cable Dimensions			
		L±1.75 (L±0.07)	Ø B min	Ø C min	H min	Ø D max	Ø E max	Ø F min	Ø G max
S02-07-R-XX	SIZE2R	16.5 (0.650)	2.65 (0.105)	3.68 (0.140)	8.25 (0.325)	2.65 (0.105)	3.68 (0.140)	1.40 (0.055)	0.72 (0.030)
S02-08-R-XX	SIZE3R	16.5 (0.650)	4.30 (0.170)	5.08 (0.200)	8.25 (0.325)	4.30 (0.170)	5.08 (0.200)	2.15 (0.085)	1.25 (0.050)
S02-10-R-XX	SIZE5R	19.1 (0.750)	7.00 (0.275)	7.60 (0.300)	8.25 (0.325)	7.00 (0.275)	7.60 (0.300)	4.30 (0.170)	2.50 (0.100)

MATERIALS

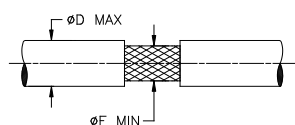
1. INSULATION SLEEVE: Heat-shrinkable, transparent blue, radiation cross-linked modified polyvinylidene fluoride.
2. SOLDER PREFORM WITH FLUX:
SOLDER: TYPE Sn63 per ANSI J-STD-006.
FLUX: TYPE ROL1 per ANSI-J-STD-004.
THERMAL INDICATOR: Color change violet to colorless.
3. MELTABLE RINGS: Thermally stabilized thermoplastic. Color: blue.
4. PRE-INSTALLED LEAD: RAYCHEM 55A0111-22-XX* in accordance with MIL-W-22759/32-22-XX*
*XX: Part name and lead callout shall be replaced with lead color designation per MIL-STD-681.
Colors available: solid and with single stripe.

APPLICATION

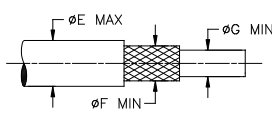
1. These parts are designed to provide an environment protected shield termination on cables, rated for 105°C minimum, meeting the dimensional criteria listed and having tin or silver plated shields and insulation compatible with the insert material. For compatible insulations, see SAE-AS83519/2 or consult TE Connectivity.
2. When installed per Raychem process standard RCPS-100-70, assemblies will meet those requirements of Raychem Specification RT-1404 and SAE-AS83519/2.
3. For assembly information, refer to Raychem document RCPS-100-70.
4. Parts shall be marked with identification code per table.

For best results, prepare the cable as shown:

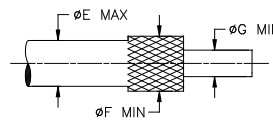
- Strip length of shield: 6.35 – 8.25 (.250 - .325)
- Use methods (a) or (b) with cable rated for 125°C and above. Use method (c) for cables rated for 105°C and cable with spiral wrapped shields.




a) Window Strip



b) End Strip



c) End Strip with Fold Back

		Raychem THERMOFIT DEVICES		TITLE: SOLDERSLEEVE* SHIELD TERMINATION ENVIRONMENT RESISTANT WITH LEAD		
Unless otherwise specified dimensions are in millimeters. [Inches dimensions are shown in brackets]				DOCUMENT NO.: S02-07/08/-10-R-XX		
TOLERANCES: 0.00 N/A 0.0 N/A 0 N/A	ANGLES: N/A ROUGHNESS IN MICRON	TE Connectivity reserves the right to amend this drawing at any time. Users should evaluate the suitability of the product for their application.		REV : A	DATE : 01-DEC-2021	
DRAWN BY: MALLIKA.D	DATE: 19-NOV-21	ECN: ECN-21-128737	SCALE: NTS		SIZE: A	SHEET: 1 of 1

© 2020 TE Connectivity Ltd. Family of Companies. All Rights Reserved.

If this document is printed it becomes uncontrolled. Check for the latest revision.

*TE Connectivity, TE connectivity (logo), Raychem, THERMOFIT, SolderSleeve are trademarks

Mouser Electronics

Authorized Distributor

Click to View Pricing, Inventory, Delivery & Lifecycle Information:

[TE Connectivity:](#)

[747757N002](#)