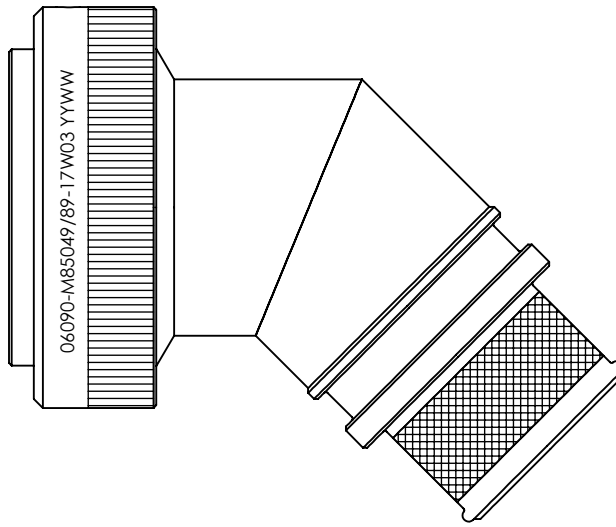


REVISIONS



SELF-LOCKING SHIELD BAND TERMINATION SHRINK BOOT ACCOMMODATION 45° ADAPTOR

1. THIS PRODUCT IS DESIGNED TO TERMINATE A BRAIDED CABLE SHIELD AND A HEAT SHRINKABLE LIPPED BOOT TO A CONNECTOR, AND DESIGNED TO MEET REQUIREMENTS OF AS85049/89.
2. ALL COMPONENTS SHALL BE PACKAGED AND SUPPLIED IN A PLASTIC BAG AND LABELED WITH M85049/89 DESIGNATION. e.g. M85049/89-17W03
3. THIS ADAPTOR MATES TO CONNECTOR MIL-DTL-38999 SERIES III & IV.
4. PART SUPPLIED WITH STANDARD DETENTED SELF-LOCKING WHICH PROVIDES A POSITIVE AUDIBLE DETENTED COUPLING.
5. CATEGORY 3B - MEDIUM DUTY - NON-ENVIRONMENTAL
6. FOR MATERIALS AND PLATING FINISHES INFORMATION REFER TO R85049.
FOR ALTERNATIVE MATERIALS AND PLATING FINISHES CONTACT TE CONNECTIVITY.

RELEASED FOR PUBLICATION

ALL RIGHTS RESERVED.

THIS DRAWING IS UNPUBLISHED.

© COPYRIGHT 20 BY

DIMENSIONS: INCHES	DWN: N.HAWKINS	10/06/2019	MATERIAL: SEE P/N BREAKDOWN	FINISH: SEE P/N BREAKDOWN
	CHK: R.STYLES	14/06/2019	STE TE Connectivity	
TOLERANCES UNLESS OTHERWISE SPECIFIED: GENERAL TOL LINEAR ±.01" ANGULAR ±1°	APVD: M.PAUL	27/06/2019	PART NUMBER: R85049/89 SERIES	
	PRODUCT SPEC: -		NAME: Connector Accessories, Electrical, Backshell, 45 DEG, Self-Locking, Shield Band Termination (RFI/EMI), Shrink Boot Accommodation, Category 3B	
	APPLICATION SPEC: -		SIZE: A4	CAGE CODE: 06090
	WEIGHT:		DRAWING NO: C-P45767	RESTRICTED TO
	CUSTOMER DRAWING		SCALE: 1.5:1	SHEET: 1 OF 2
				REV: BA

REVISIONS

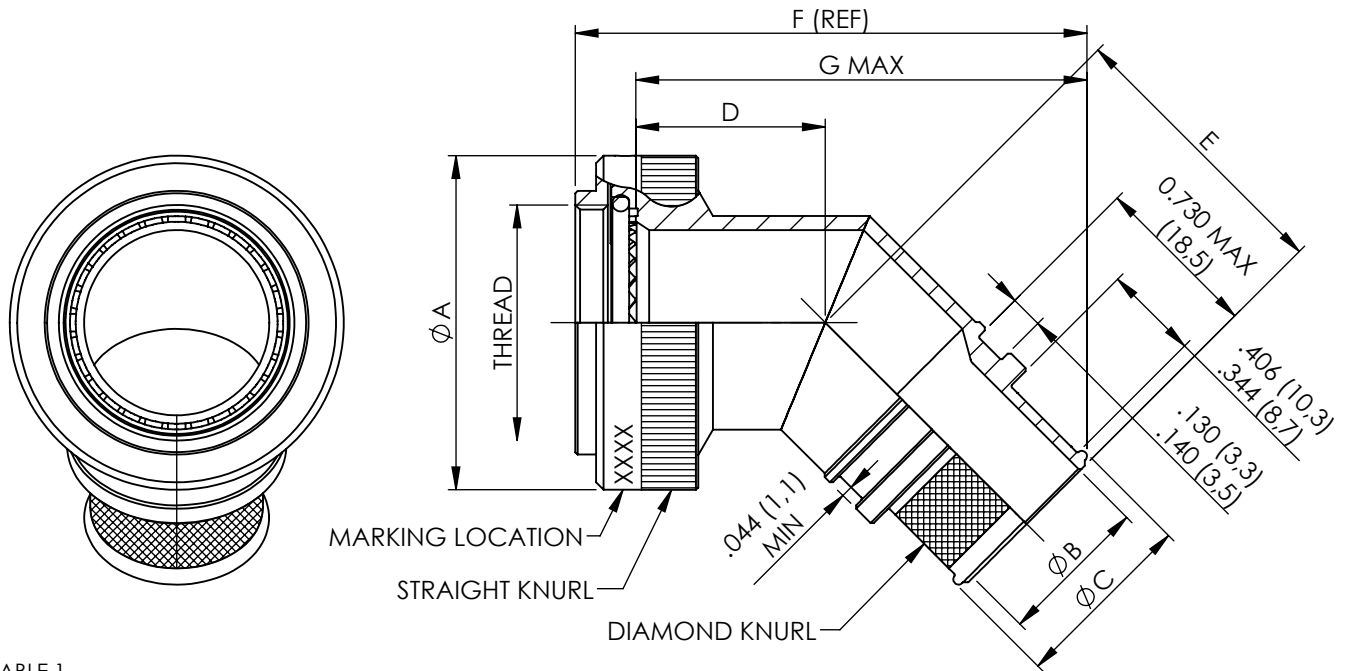


TABLE 1

ACCESSORY SHELL SIZE	SHELL SIZE CODE	THREAD	A MAX DIA	B DIA $\pm .010$ ENTRY SIZE		C DIA REF		D MAX	E MAX	G MAX		F (REF)	
				02	03	02	03			02	03	02	03
09	A	M12 x 1.0	.858 (21.79)	N/A	.250 (6.35)	N/A	.395 (10.03)	1.01 (25.7)	1.16 (29.5)	N/A	1.970 (50.0)	N/A	2.218 (56.3)
11	B	M15 x 1.0	.984 (24.99)	N/A	.312 (7.92)	N/A	.457 (11.61)	1.03 (26.2)	1.19 (30.2)	N/A	2.033 (51.6)	N/A	2.281 (57.9)
13	C	M18 x 1.0	1.157 (29.39)	.312 (7.92)	.438 (11.13)	.457 (11.61)	.583 (14.81)	1.06 (26.9)	1.21 (30.7)	2.007 (52.8)	2.122 (53.9)	2.325 (59.1)	2.370 (60.2)
15	D	M22 x 1.0	1.279 (32.49)	.438 (11.13)	.562 (14.27)	.583 (14.81)	.707 (17.96)	1.08 (27.4)	1.24 (31.5)	2.163 (54.9)	2.207 (56.1)	2.411 (61.2)	2.455 (62.4)
17	E	M25 x 1.0	1.406 (35.71)	.500 (12.70)	.625 (15.88)	.645 (16.38)	.770 (19.56)	1.11 (28.2)	1.26 (32.0)	2.229 (56.6)	2.273 (57.7)	2.477 (62.9)	2.521 (64.0)
19	F	M28 x 1.0	1.516 (38.51)	.625 (15.88)	.750 (19.05)	.770 (19.56)	.895 (22.73)	1.12 (28.4)	1.27 (32.3)	2.290 (58.2)	2.334 (59.3)	2.538 (64.5)	2.582 (65.6)
21	G	M31 x 1.0	1.621 (41.71)	.625 (15.88)	.812 (20.62)	.770 (19.56)	.957 (24.31)	1.15 (29.2)	1.30 (33.0)	2.341 (59.5)	2.408 (61.2)	2.589 (65.8)	2.656 (67.5)
23	H	M34 x 1.0	1.768 (44.91)	.688 (17.48)	.938 (23.83)	.829 (21.06)	1.083 (27.51)	1.17 (29.7)	1.33 (33.8)	2.404 (61.1)	2.493 (63.3)	2.652 (67.4)	2.741 (69.6)
25	J	M37 x 1.0	1.889 (47.98)	.750 (19.05)	1.000 (25.40)	.895 (22.73)	1.145 (29.08)	1.20 (30.5)	1.35 (34.3)	2.471 (62.8)	2.559 (65.0)	2.719 (69.1)	2.807 (71.3)

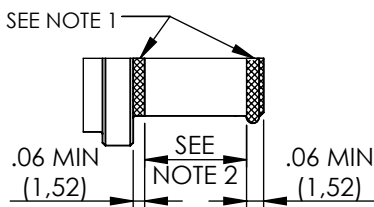
METRIC EQUIVALENTS ARE IN PARENTHESIS AND ARE GIVEN FOR GENERAL INFORMATION ONLY

TABLE 2

CODE	FINISH
N	ELECTROLESS NICKEL (96HRS SALT SPRAY RESISTANCE)
W	CADMIUM OLIVE DRAB OVER ELECTROLESS NICKEL (1000HRS SALT SPRAY RESISTANCE)
Z	ZINC NICKEL BLACK PASSIVATE OVER ELECTROLESS NICKEL (1000HRS SALT SPRAY RESISTANCE)
P	CADMIUM OLIVE DRAB OVER ELECTROLESS NICKEL (SELECTIVE PLATING)

NOTES FOR SELECTIVE PLATING: -
 1. CADMIUM/NICKEL INTERFACE SHALL BE COATED WITH POLYSULFIDE SEALANT.
 2. AREA FREE OF CADMIUM.

SELECTIVE PLATING



BASIC PART NUMBER _____
 SPECIFICATION SHEET _____
 CONFIGURATION _____
 - (DASH) FOR SELF-LOCKING _____
 CONNECTOR SHELL SIZE (TABLE 1) _____
 FINISH (TABLE 2) _____
 ENTRY SIZE (TABLE 1) _____

R85049/89-17W03

RELEASED FOR PUBLICATION

ALL RIGHTS RESERVED.

THIS DRAWING IS UNPUBLISHED.

© COPYRIGHT 20 BY

DIMENSIONS: INCHES	DWN: N.HAWKINS	10/06/2019	MATERIAL: SEE P/N BREAKDOWN	FINISH: SEE P/N BREAKDOWN
	CHK: R.STYLES	14/06/2019	TE Connectivity	
TOLERANCES UNLESS OTHERWISE SPECIFIED:	APVD: M.PAUL	27/06/2019		
GENERAL TOL LINEAR $\pm .01$ " ANGULAR $\pm 1^\circ$	PRODUCT SPEC:	-	NAME: Connector Accessories, Electrical, Backshell, 45 DEG, Self-Locking, Shield Band Termination (RFI/EMI), Shrink Boot Accommodation, Category 3B	
	APPLICATION SPEC:	-	SIZE: A4	CAGE CODE: 06090
	WEIGHT:	-	DRAWING NO: C=P45767	RESTRICTED TO
	CUSTOMER DRAWING	SCALE: 1.25:1	SHEET: 2 OF 2	REV: BA

Mouser Electronics

Authorized Distributor

Click to View Pricing, Inventory, Delivery & Lifecycle Information:

[TE Connectivity:](#)

[R85049/89-13W02](#)