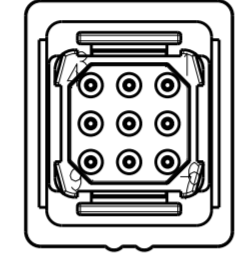
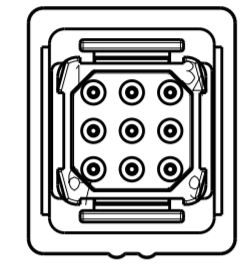
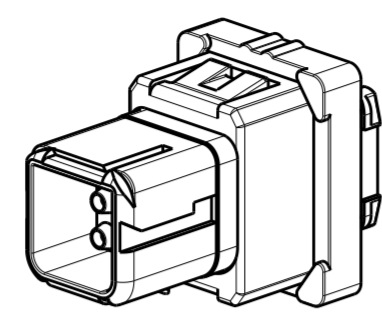
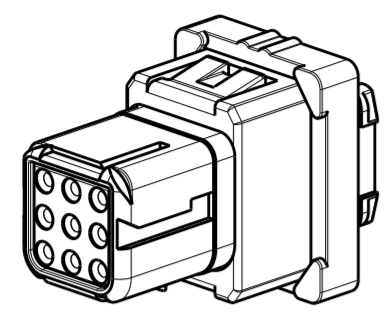


THIS DRAWING IS UNPUBLISHED. RELEASED FOR PUBLICATION 20
 © COPYRIGHT 20 BY - ALL RIGHTS RESERVED.

CONFIDENTIAL

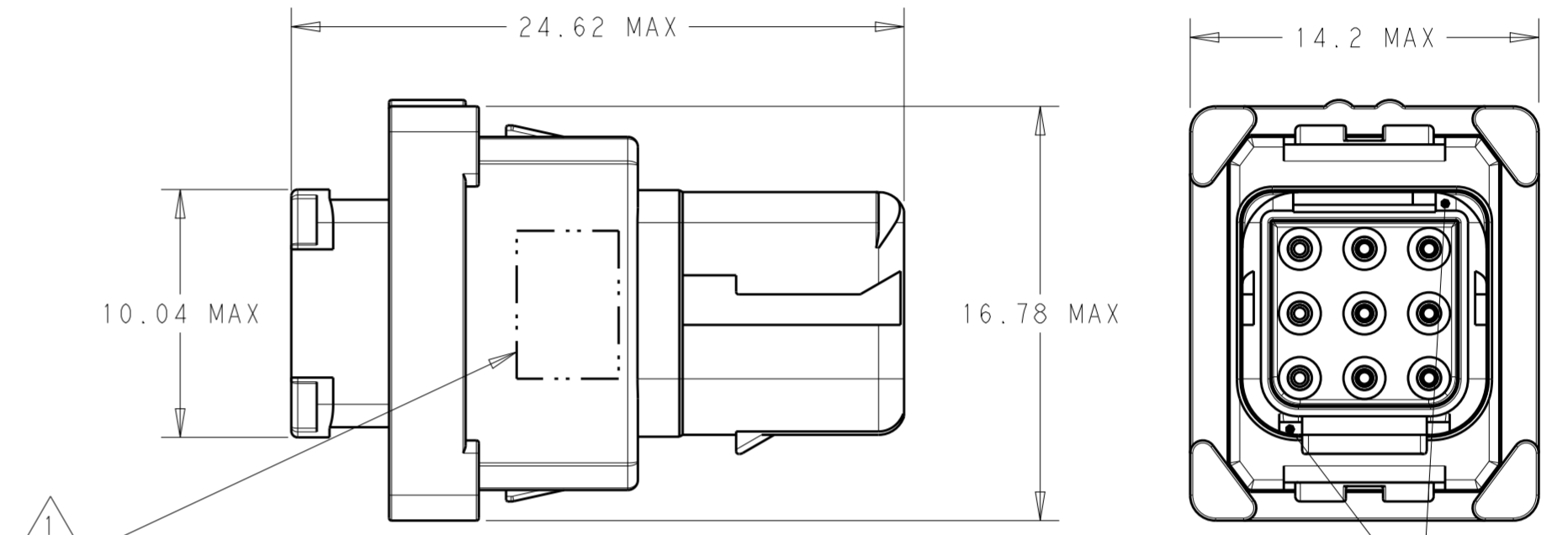
REVISIONS				
P	LTR	DESCRIPTION	DATE	APVD
AA		RELEASED PER CRN24071	21APR2016	LS KA
AB		RELEASED PER CRN24444	10FEB2017	DCB KA
AC		RELEASED PER CRN25370	04FEB2019	LS RM



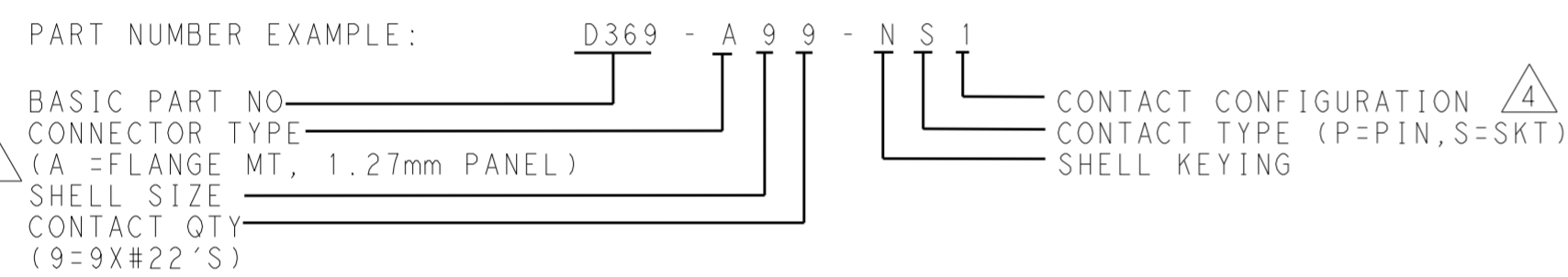
SOCKET/FEMALE CONTACT CAVITY IDENTIFICATION ON REAR

PIN/MALE CONTACT CAVITY IDENTIFICATION ON REAR

KEYWAY TABLE	
ORIENTATION	COLOR
N	BLACK
A	DARK RED
B	DARK BLUE
C	DARK GREEN
D	YELLOW



1. MARKED WITH DEUTSCH PART NO, DEUTSCH (HASTINGS) CAGE CODE AND DATE CODE ON EITHER SIDE.



2. PERFORMANCE:
 TEMPERATURE RANGE: -55°C TO +175°C. INSULATION RESISTANCE: ≥5000MΩ.
 DIELECTRIC WITHSTAND: 1500VRMS, <2mA. SEALING: 15KM(50000FT) ALTITUDE/IP67
 DURABILITY: 500 MATING CYCLES MIN. FLUID RESISTANCE: I.A.W. EN2591-315.
 FLAMMABILITY, SMOKE AND TOXICITY: I.A.W. FAR 25.853 APPENDIX F.

3. INSERTION/EXTRACTION TOOL (M81969/14-01 OR EQUIVALENT) SUPPLIED SEPARATELY.

CONTACT CONFIGURATION	CONTACT DESCRIPTION	CONTACT P/N (OR EQUIVALENT)		CRIMP POSITIONER		CRIMP TOOL	WIRE ACCOMMODATION	CURRENT RATING
		PIN	SOCKET	PIN	SOCKET			
0		NO CONTACTS SUPPLIED						
1	CRIMP, COPPER WIRE	38941-22	38946-22	M22520/2-09	M22520/2-06	M22520/2-01	22-28 AWG	5A (22 AWG)
2	CRIMP, ALUMINUM WIRE	200-1042-22	200-1142-22	KAL2		ALNP 22-A	22 AWG	5A
3	CRIMP, COPPER WIRE (ENLARGED WIRE)	182-0860-22	182-0862-22	M22520/2-09	M22520/2-06	M22520/2-01	20-24 AWG	5A (20 AWG)

5. MATERIALS:
 SEALS & PANEL GASKET: SILICONE/FLUOROSILICONE BLEND RUBBER PER AMS-R-25988 TYPE II, CLASS I, GRADE 40.
 BODY/INSERT COMPONENTS: POLYETHERIMIDE, 10% GLASS FILLED PER ASTM D 5205 OR POLYETHERETHERKETONE 450G.

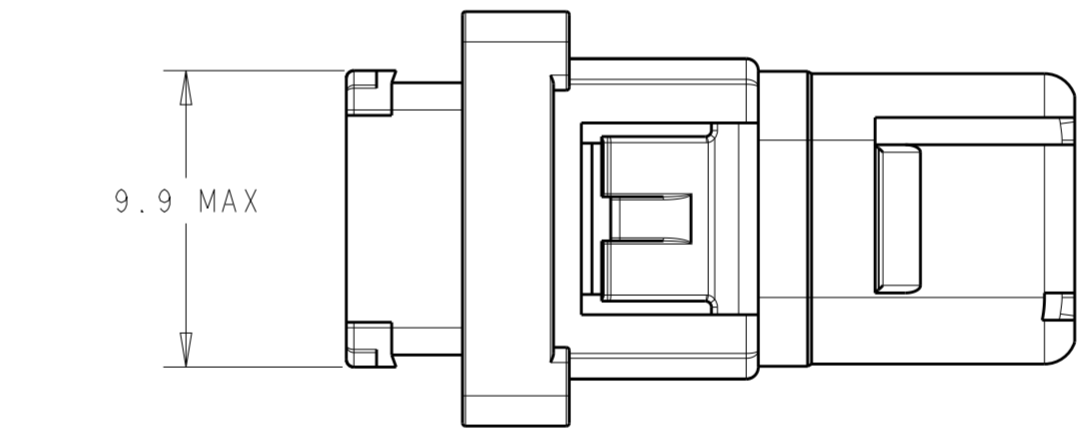
6. MAXIMUM WEIGHT (WITHOUT CONTACTS): 2.4g (SKT INSERT), 2.2g (PIN INSERT).

7. RECOMMENDED PANEL THICKNESS LISTED IN TABLE BELOW FOR REFERENCE ONLY. REFER TO INSTRUCTION SHEET 408-32194 FOR RECOMMENDED PANEL CUT-OUT DIMENSIONS.

GASKET CONFIGURATION	NUMBER OF MARKS	RECOMMENED PANEL THICKNESS	GASKET PART NUMBER
A*	2	1.27	612154-9-A
B	3	1.60	612154-9-B
C*	4	2.03	612154-9-C

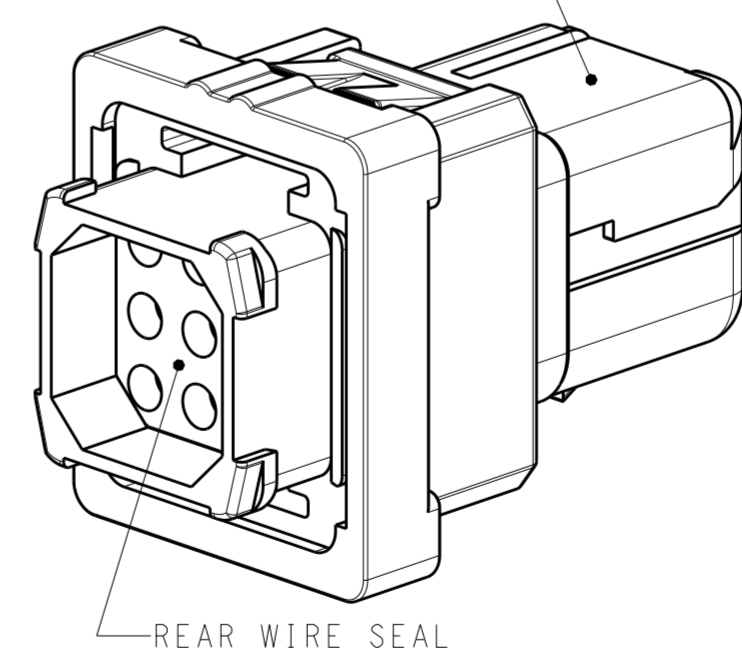
* - NOT TOOLED, CONSULT TE.

8. FILLER PLUGS AVAILABLE FOR CONTACT CAVITIES.
 TE PART NUMBER: 600300-22
 MIL-SPEC: MS27488-22-2

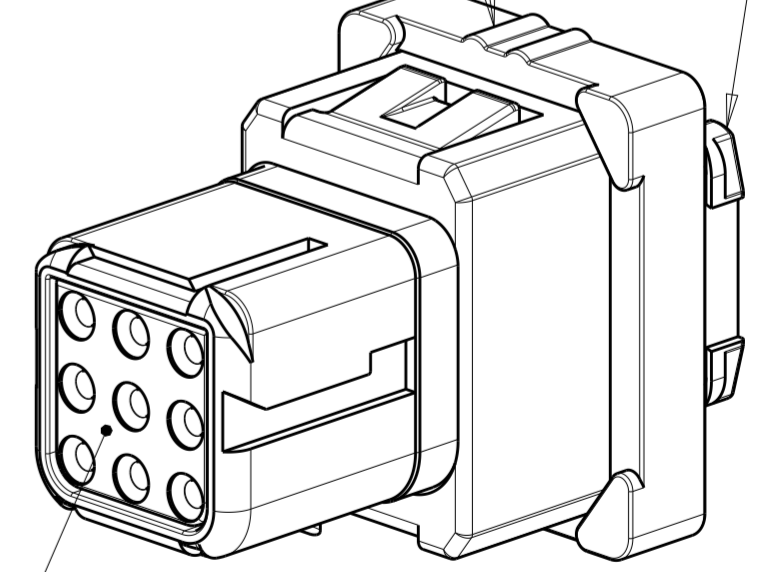


SHELL COLOR IS KEYING DEPENDENT (SEE TABLE)

GASKET IDENTIFICATION MARKS ("A" SHOWN)



REAR WIRE SEAL



INSERT (SOCKET TYPE "S" SHOWN)

ACCESSORY OR BOOT MOUNTING FEATURE

THIS DRAWING IS A CONTROLLED DOCUMENT.		DWN L.SIPE 30DEC2014	TE Connectivity		
DIMENSIONS: mm		CHK K.ANNIS 30DEC2014			
TOLERANCES UNLESS OTHERWISE SPECIFIED:		APVD K.ANNIS 30DEC2014			
0 PLC ±	1 PLC ±	2 PLC ±	3 PLC ±	4 PLC ±	NAME D369 PANEL MOUNT RECEPTACLE, SHELL SIZE 9, 9 WAY SIZE A2 CAGE CODE - DRAWING NO C-D612015-9-ENV RESTRICTED TO - MATERIAL - FINISH - WEIGHT 6.0 - SCALE 4:1 SHEET 1 OF 1 REV AC
CUSTOMER DRAWING					

Mouser Electronics

Authorized Distributor

Click to View Pricing, Inventory, Delivery & Lifecycle Information:

[TE Connectivity:](#)

[YD369-B99-NP000000](#)