

THIS DRAWING IS UNPUBLISHED. RELEASED FOR PUBLICATION  
 © COPYRIGHT - By - ALL RIGHTS RESERVED.

LOC	DIST	REVISIONS			
P	LTR	DESCRIPTION	DATE	DWN	APVD
FT	0	A	REVISED PER ECO-11-023039	21FEB12	KH MS

MATERIAL:  
 HOUSING: THERMOPLASTIC, UL94V-2, BLACK.  
 TERMINAL: BRASS, BRIGHT TIN PLATED.  
 SCREWS: 6-32, STEEL, ZINC AND CHROMATE PLATED.

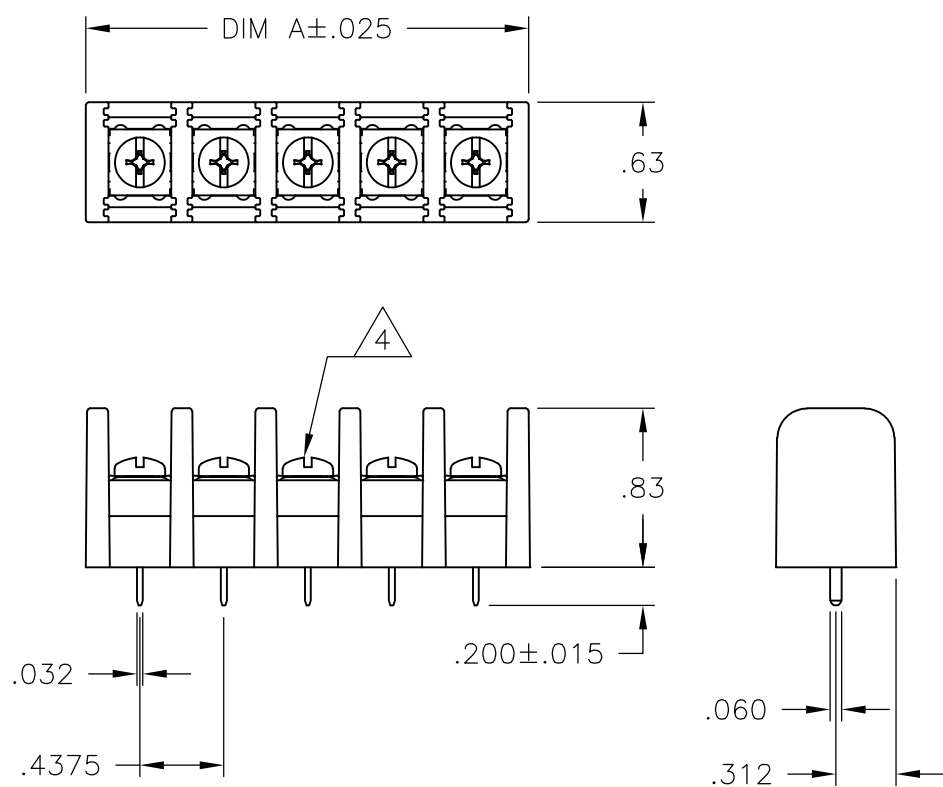
ELECTRICAL:  
 MAXIMUM CURRENT: 20A.  
 OPERATING VOLTAGE: 600V.  
 WIRE RANGE: 12 AWG MAX.

ENVIRONMENT:  
 OPERATING TEMP.: -60°C TO +105°C

- 1 WHITE INK MARKING, APPROX AS SHOWN.
- 2 NICKEL PLATED BRASS SCREW.
- 3 OBSOLETE PARTS: OBSOLETE CIS STREAMLINING PER D.RENAUD/D.SINISI
- 4 ALL SCREWS BOTTOMED, TORQUE 2 TO 4 IN-LBS

SEE FIGURE 3 OBSOLETE

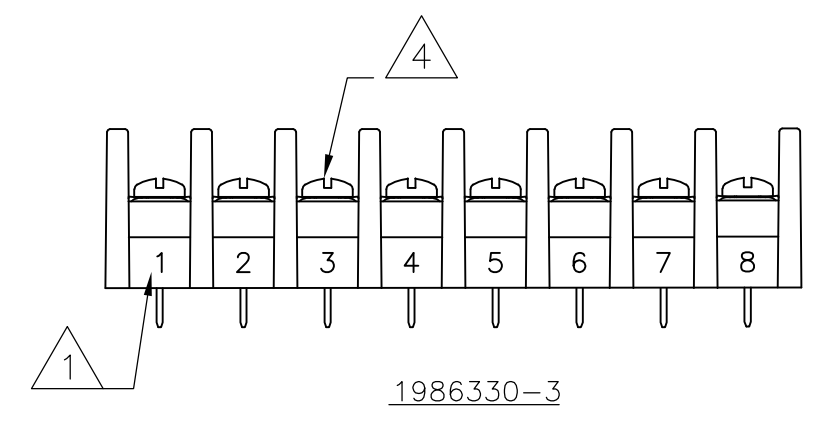
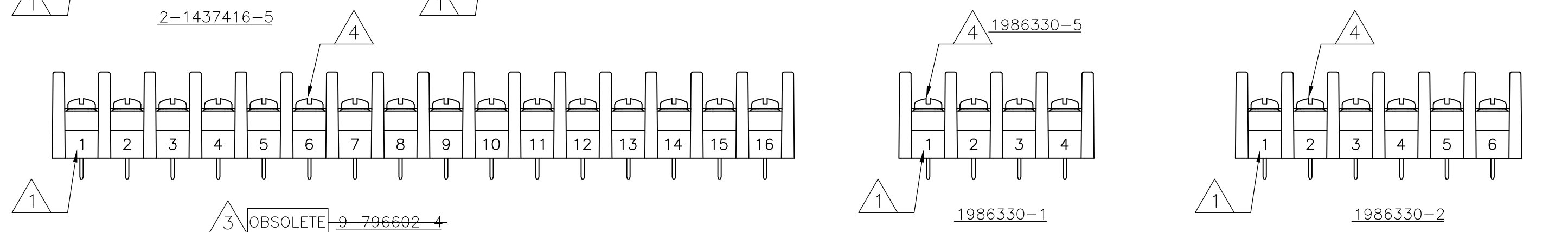
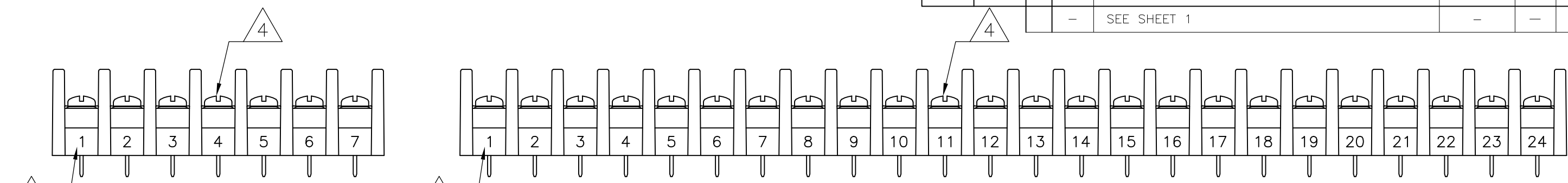
7.562	17	SSB7FP170201	1-1546972-7
7.125	16	SSB7FP16020111	<del>9-796602-4</del>
7.125	16	SSB7FP160201	1-1546972-6
6.687	15	SSB7FP150201	4-1437416-6
6.250	14	SSB7FP140203	1546561-4
6.250	14	SSB7FP140201	4-1437416-5
5.812	13	SSB7FP130201	4-1437416-3
5.375	12	SSB7FP120201	4-1437416-0
4.937	11	SSB7FP110201	1-1546972-1
4.500	10	SSB7FP100203	3-1437416-6
4.500	10	SSB7FP100201	3-1437416-4
4.062	9	SSB7FP090203	1-1546561-9
4.062	9	SSB7FP090201	1546972-9
3.625	8	SSB7FP08020111	1986330-3
3.625	8	SSB7FP080203	2-1437416-9
3.625	8	SSB7FP080201	1546972-8
3.187	7	SSB7FP070203	2-1437416-6
3.187	7	SSB7FP07020111	2-1437416-5
3.187	7	SSB7FP070201	2-1437416-4
2.750	6	SSB7FP06020111	1986330-2
2.750	6	SSB7FP060203	2-1437416-3
2.750	6	SSB7FP060201	2-1437416-1
2.312	5	SSB7FP050203	2-1546972-7
2.312	5	SSB7FP050201	1-1437416-5
1.875	4	SSB7FP04020111	1986330-1
1.875	4	SSB7FP040203	1-1437416-3
1.875	4	SSB7FP040201	1-1437416-1
1.437	3	SSB7FP030201	1437416-6
1.000	2	SSB7FP020201	1437416-2
DIM A	NO. OF POS.	CATALOG NUMBER	PART NUMBER



THIS DRAWING IS A CONTROLLED DOCUMENT.		DWN S SCHL GEL 2/10/05	<b>STE</b> TE Connectivity	
DIMENSIONS: INCHES		CHK S YODER 2/10/05		
TOLERANCES UNLESS OTHERWISE SPECIFIED:		APVD S YODER 2/10/05	NAME	
0 PLC ± -		PRODUCT SPEC	SSB7FPXX0201	
1 PLC ± -		APPLICATION SPEC	RESTRICTED TO	
2 PLC ± .02		SIZE	CAGE CODE	DRAWING NO
3 PLC ± .010		—	A3 00779	C-9-796602-2
4 PLC ± -		WEIGHT	SCALE NTS SHEET 1 OF 2 REV A	
ANGLES ± 1°		CUSTOMER DRAWING		
MATERIAL -		FINISH -		

THIS DRAWING IS UNPUBLISHED. RELEASED FOR PUBLICATION  
 © COPYRIGHT - By - ALL RIGHTS RESERVED.

LOC	DIST	REVISIONS					
FT	0	P	LTR	DESCRIPTION	DATE	DWN	APVD
				SEE SHEET 1	-	-	-



SEE FIGURE

11.937	27	SSB7FP270201	9-796602-2
11.500	26	SSB7FP260203	1-1546561-8
11.500	26	SSB7FP260201	2-1546972-6
11.062	25	SSB7FP250201	2-1546972-5
10.625	24	SSB7FP24020111	1986330-5
10.625	24	SSB7FP240201	2-1546972-4
10.187	23	SSB7FP230201	2-1546972-3
9.750	22	SSB7FP220201	2-1546972-2
9.312	21	SSB7FP210201	2-1546972-1
8.875	20	SSB7FP200201	2-1546972-0
8.437	19	SSB7FP190201	1-1546972-9
8.000	18	SSB7FP180201	1-1546972-8
DIM A	NO. OF POS.	CATALOG NUMBER	PART NUMBER

THIS DRAWING IS A CONTROLLED DOCUMENT.		DWN	S SCHL GEL	2/10/05	TE Connectivity NAME SSB7FPXX0201			
DIMENSIONS: INCHES		CHK	S YODER	2/10/05				
TOLERANCES UNLESS OTHERWISE SPECIFIED:		APVD	S YODER	2/10/05				
0 PLC ± - 1 PLC ± - 2 PLC ± .02 3 PLC ± .010 4 PLC ± - ANGLES ± 1°		PRODUCT SPEC						
MATERIAL		APPLICATION SPEC			SIZE	CAGE CODE	DRAWING NO	RESTRICTED TO
		WEIGHT		-	A3	00779	C-9-796602-2	-
CUSTOMER DRAWING					SCALE	NTS	SHEET	2 OF 2
							REV	A

# Mouser Electronics

Authorized Distributor

Click to View Pricing, Inventory, Delivery & Lifecycle Information:

[TE Connectivity:](#)

[1-1437416-5](#)