

4

3

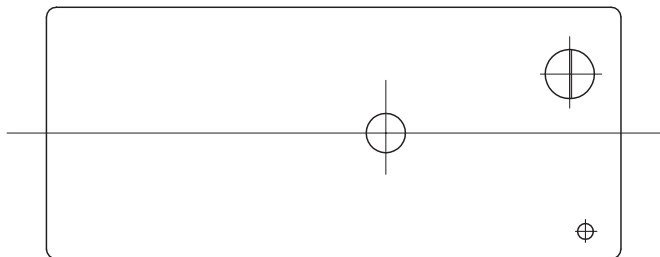
2

1

© - TE Connectivity. All Rights Reserved.

REVISIONS

P	LTR	DESCRIPTION	DATE	DWN	APVD
E		BASE MATERIAL CHANGE TO PBT, DIMENSION CHANGE EON-21-117512	08-SEP-21	X.R.L	K.T



TE

OMIH - SS -112LM 12V

16A 240V~/24V=

1/3HP 120V~

16A/45A 240V~

16(4)A 240V~

16(3)A 240V~


16A 30V=

OEG C

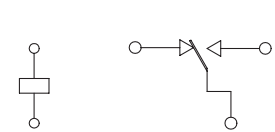
LOT NO. C:MADE IN CHINA

1 CHARACTER(A TO Z) FOR LINE IDENTIFIER

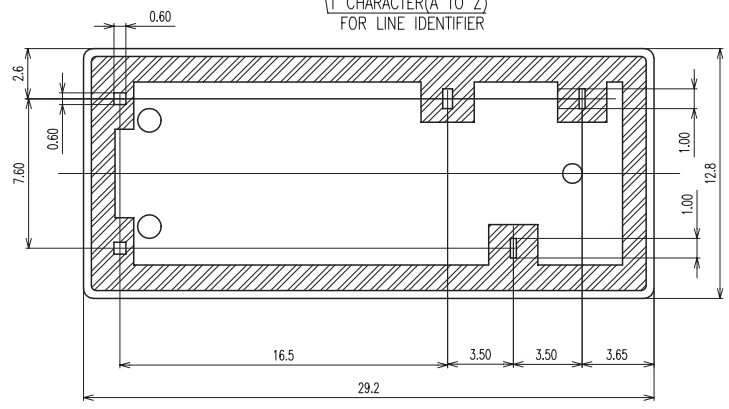
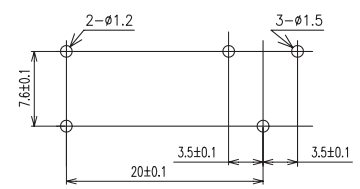
Dimensions: 20.4, 4.1, 0.60, 0.50, 0.30, 0.30



CONNECTION DIAGRAM (BOTTOM VIEW)



DRILLING DIAGRAM(2/1) (BOTTOM VIEW)



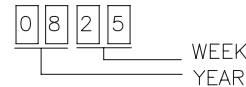
THIS DRAWING IS A CONTROLLED DOCUMENT.		DWN Y.Xiao	TE Connectivity		
DIMENSIONS: mm		CHK N.Funayama	NAME		
TOLERANCES UNLESS OTHERWISE SPECIFIED:		APVD CH.HSU	OMIH CUSTOMER DRAWING		
0 PLC ±-		PRODUCT SPEC	RESTRICTED TO		
1 PLC ±-		APPLICATION SPEC	SIZE	CAGE CODE	DRAWING NO
2 PLC ±-		—	A3	00779	C=8-1440000-3
3 PLC ±-		WEIGHT	—		
4 PLC ±-		CUSTOMER DRAWING	SCALE	SHEET	REV
ANGLES ±-		—	1:1	1 of 2	E
FINISH		—	—		

REVISIONS

P	LTR	DESCRIPTION	DATE	DWN	APVD
-	-	SEE SHEET 1	-	-	-

NOTES:

- 1.TERMINAL DIMENSION IS NOT INCLUDING SOLDER TIP.
- 2.LOT NO. SYSTEM AS FOLLOWING:



- 3.GENERAL TOLERANCE AS FOLLOWING:

TOLERANCE	
0~0.99mm	±0.1
1mm~2.99mm	±0.2
3mm MIN.	±0.3

- 4.FOR THE TIN-PLATING OF THE PINS:

+0.1mm FOR WIDTH,THICKNESS AND DIAMETER.
+0.5mm FOR LENGTH.

OMIH-SS-148D	9-1440000-1	48V	OMIH-SS-148D
OMIH-SS-124L	9-1440000-0	24V	OMIH-SS-124L
OMIH-SS-124D	8-1440000-8	24V	OMIH-SS-124D
OMIH-SS-112L	8-1440000-5	12V	OMIH-SS-112L
OMIH-SS-112D	8-1440000-3	12V	OMIH-SS-112D
OMIH-SS-109L	8-1440000-1	9V	OMIH-SS-109L
OMIH-SS-109D	1-1461022-1	9V	OMIH-SS-109D
OMIH-SS-106L	1-1461022-0	6V	OMIH-SS-106L
OMIH-SS-106D	1461022-8	6V	OMIH-SS-106D
OMIH-SS-105L	1461022-6	5V	OMIH-SS-105L
OMIH-SS-105D	1461022-4	5V	OMIH-SS-105D
OMIH-SH-124L	1461022-2	24V	OMIH-SH-124L
OMIH-SH-105L	1-1419153-9	5V	OMIH-SH-105L
OMIH-SH-105D	6-1440000-6	5V	OMIH-SH-105D
DESCRIPTION	TE PART NO	PART B	PART A

RELAY TYPE

		UV RESIN	UV SEAL	16
		EPOXY RESIN	SEAL	15
UL94 V-0		PBT	CASE	14
CLASS E		UEW	MAGNETIC WIRE	13
UL94 V-0		PBT (E)	BASE	12
UL94 V-0		PBT	BOBBIN	11
	SOLDER DIP	CP WIRE	COIL TERMINAL	10
UL94 V-0		PPS	CARD	9
		Ag ALLOY	MOVABLE CONTACT	8
		Ag ALLOY	STATIONARY CONTACT	7
		Cu ALLOY	HINGE SPRING	6
	SOLDER DIP	Cu ALLOY	STATIONARY TERMINAL	5
	SOLDER DIP	Cu ALLOY	MOVABLE SPRING	4
		STEEL	CORE	3
		STEEL	ARMATURE	2
		STEEL	YOKO	1
INCOMBUSTIBILITY	TREATMENT	MATERIAL	DESCRIPTION	ITEM

THIS DRAWING IS A CONTROLLED DOCUMENT.		DWN Y.Xiao			
		CHK N.Funayama			
DIMENSIONS: mm		TOLERANCES UNLESS OTHERWISE SPECIFIED:		NAME	
		0 PLC ± -		PRODUCT SPEC	
		1 PLC ± -		APPLICATION SPEC	
MATERIAL		2 PLC ± -		SIZE	
		3 PLC ± -		CAGE CODE	
FINISH		4 PLC ± -		DRAWING NO	
		ANGLES ± -		RESTRICTED TO	
		WEIGHT		A3 00779 C=8-1440000-3	
		CUSTOMER DRAWING		SCALE 1:1 SHEET 2 OF 2 REV E	

Mouser Electronics

Authorized Distributor

Click to View Pricing, Inventory, Delivery & Lifecycle Information:

[TE Connectivity:](#)

[8-1440000-1](#)