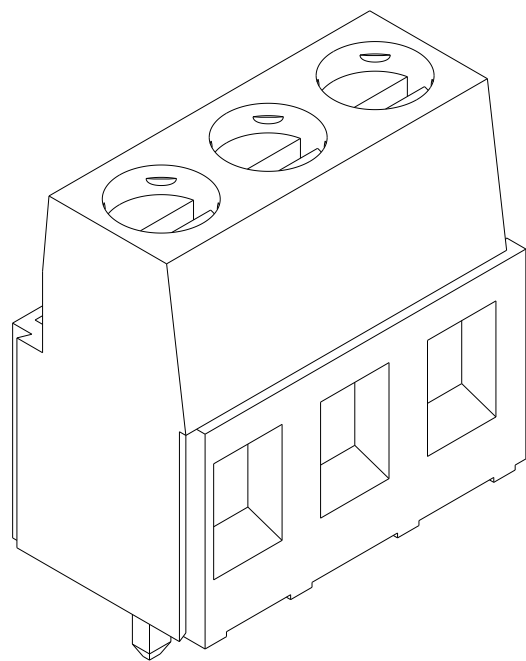


P	LTR	DESCRIPTION	DATE	DWN	APVD
	B	REVISED PER 0G3B-0661-01	11APR2002	EZ	DB
	C	REVISED EC 0G3B-0211-04	05MAR2004	SW	CR
	C1	REVISED PER ECO-11-005294	21OCT2021	RK	HMR
	C2	PART STATUS UPDATED	21OCT2021	SCB	SS

7 NOT CUMULATIVE TOLERANCE.

8. BUCHANAN LOGO TO APPEAR ON HOUSING, LOCATION OPTIONAL,
WHERE SPACE PERMITS.

9 PARTS INK MARKED OR HOT STAMPED WHITE.






OBSOLETE

SEE SHEET 3	80.00	16	4-796681-3
SEE SHEET 3	80.00	16	4-796681-2
SEE SHEET 3	80.00	16	4-796681-1
SEE SHEET 3	80.00	16	4-796681-0
SEE SHEET 3	80.00	16	3-796681-9
SEE SHEET 3	80.00	16	3-796681-8
SEE SHEET 2	60.00	12	3-796681-7
SEE SHEET 2	60.00	12	3-796681-6
SEE SHEET 2	60.00	12	3-796681-5
SEE SHEET 2	60.00	12	3-796681-4
SEE SHEET 2	45.00	9	3-796681-3
SEE SHEET 2	45.00	9	3-796681-2
SEE SHEET 2	10.00	2	3-796681-1
SEE SHEET 2	10.00	2	3-796681-0
-	125.00	25	2-796681-5
-	120.00	24	2-796681-4
-	115.00	23	2-796681-3
-	110.00	22	2-796681-2
-	105.00	21	2-796681-1
-	100.00	20	2-796681-0
-	95.00	19	1-796681-9
-	90.00	18	1-796681-8
-	85.00	17	1-796681-7
-	80.00	16	1-796681-6
-	75.00	15	1-796681-5
-	70.00	14	1-796681-4
-	65.00	13	1-796681-3
-	60.00	12	1-796681-2
-	55.00	11	1-796681-1
-	50.00	10	1-796681-0
-	45.00	9	796681-9
-	40.00	8	796681-8
-	35.00	7	796681-7
-	30.00	6	796681-6
-	25.00	5	796681-5
-	20.00	4	796681-4
-	15.00	3	796681-3
-	10.00	2	796681-2

OBSOLETE

MARKING	A	POSN	PART NUMBER
---	---	------	----------------



THIS DRAWING IS A CONTROLLED DOCUMENT.		DWN 22AUG2001 S. WELDON		 TE Connectivity		
		CHK 22AUG2001 D. BIEVENOUR				
DIMENSIONS: mm		TOLERANCES UNLESS OTHERWISE SPECIFIED: 0 PLC ±0 1 PLC ±.3 2 PLC ±.25 3 PLC ±0 4 PLC ±0 ±2° ANGLES FINISH		NAME TERMINAL BLOCK PCB MOUNT W/INTERLOCK, 5.0mm PITCH		
		PRODUCT SPEC -		SIZE A2		
MATERIAL 		APPLICATION SPEC -		CAGE CODE 00779		DRAWING NO C=796681
		WEIGHT -		RESTRICTED TO -		
CUSTOMER DRAWING				SCALE 5:1		SHEET 1 of 3
				REV C2		

4

3

2

1

© 2021 TE Connectivity. All Rights Reserved.

REVISIONS					
P	LTR	DESCRIPTION	DATE	DWN	APVD
	-	SEE SHEET 1	-	-	-

-

+

3-796681-0

AS SHOWN

SCALE 3:1

+

-

3-796681-1

AS SHOWN

SCALE 3:1

1

2

3

4

5

6

7

8

9

3-796681-2

AS SHOWN

SCALE 3:1

9

8

7

6

5

4

3

2

1

3-796681-3

AS SHOWN

SCALE 3:1

12

11

10

9

8

7

6

5

4

3

2

1

3-796681-4

AS SHOWN

SCALE 3:1

24

23

22

21

20

19

18

17

16

15

14

13

3-796681-5

AS SHOWN

SCALE 3:1

36

35

34

33

32

31

30

29

28

27

26

25

3-796681-6

AS SHOWN

SCALE 3:1

48

47

46

45

44

43

42

41

40

39

38

37

3-796681-7

AS SHOWN

SCALE 3:1

THIS DRAWING IS A CONTROLLED DOCUMENT.

DIMENSIONS:
mm

MATERIAL

TOLERANCES UNLESS OTHERWISE SPECIFIED:

0 PLC±0

1 PLC±.3

2 PLC±.25

3 PLC±0

4 PLC±0

ANGLES±2°

FINISH

DWN
S. WELDON
CHK
D. BIEVENOUR
APVD
D. BIEVENOUR

22AUG2001
22AUG2001
22AUG2001

PRODUCT SPEC
APPLICATION SPEC
WEIGHT

-
-
-

CUSTOMER DRAWING

TE

TE Connectivity

NAME
TERMINAL BLOCK
PCB MOUNT
W/INTERLOCK, 5.0mm PITCH

SIZE
A2

CAGE CODE
00779

DRAWING NO
C-796681

RESTRICTED TO
-

SCALE
5:1

SHEET
2 OF 3

REV
C2

1471-9 (3/13)



1471-9 (3/13)

Mouser Electronics

Authorized Distributor

Click to View Pricing, Inventory, Delivery & Lifecycle Information:

[TE Connectivity:](#)

[796681-2](#)