

REVISIONS					
P	LTR	DESCRIPTION	DATE	DWN	APVD
V		REVISED PER ECO-21-006900	13DEC2021	RK	MZ

D

C

B

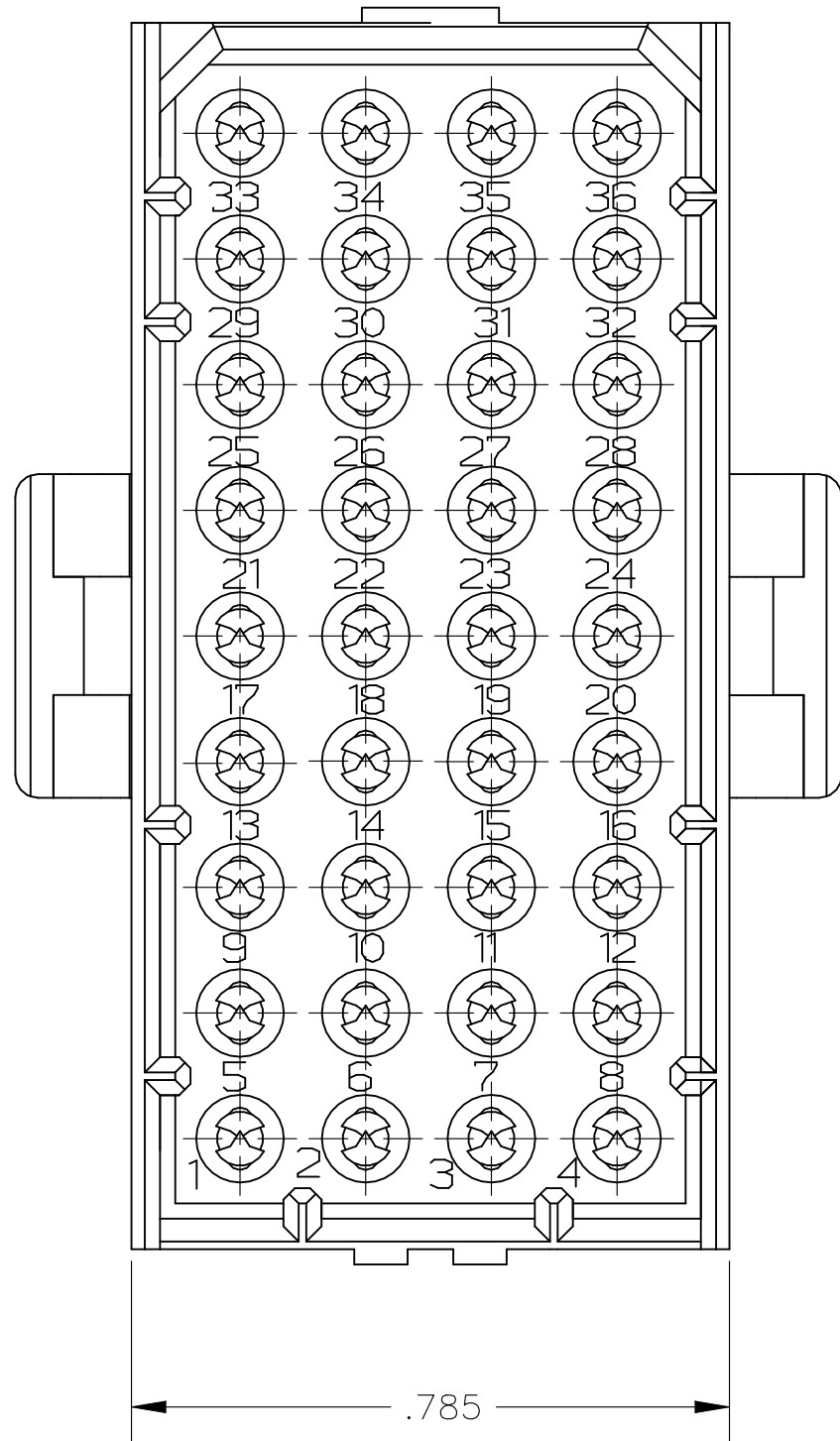
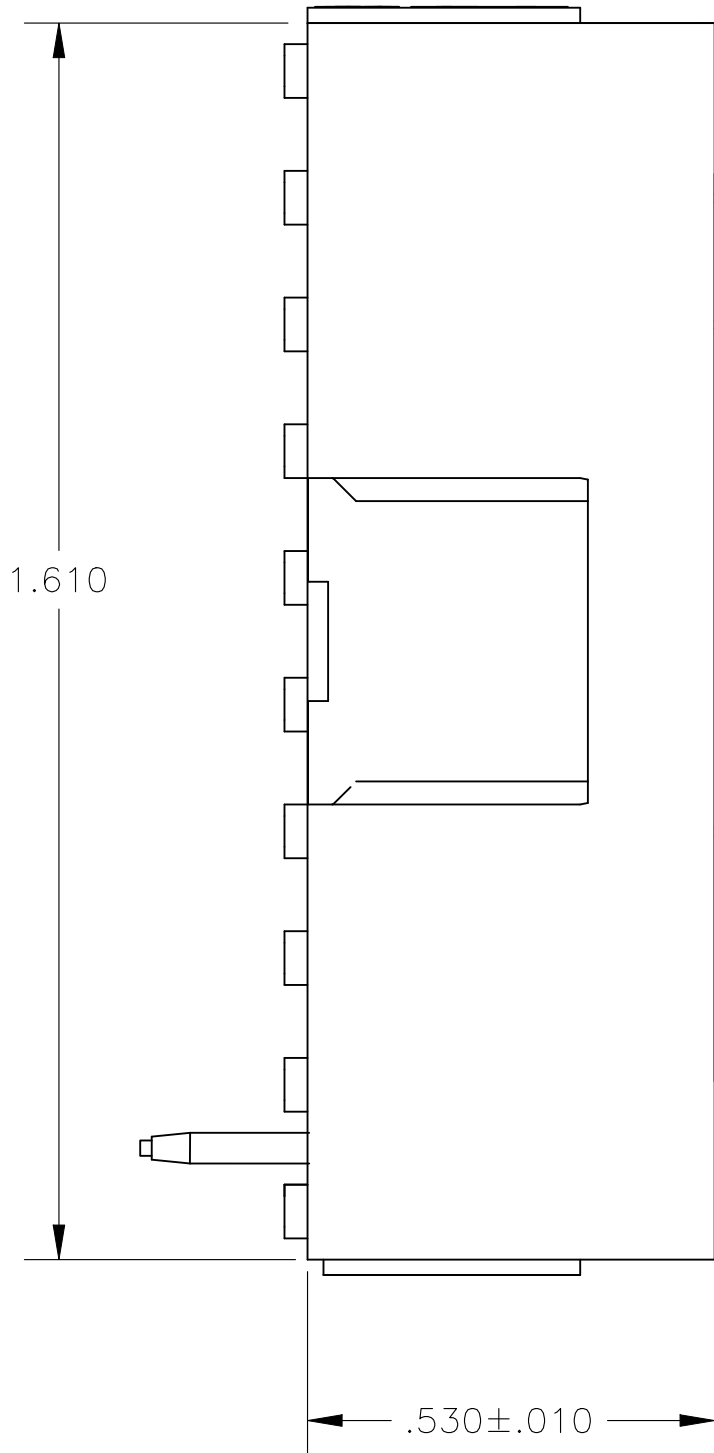
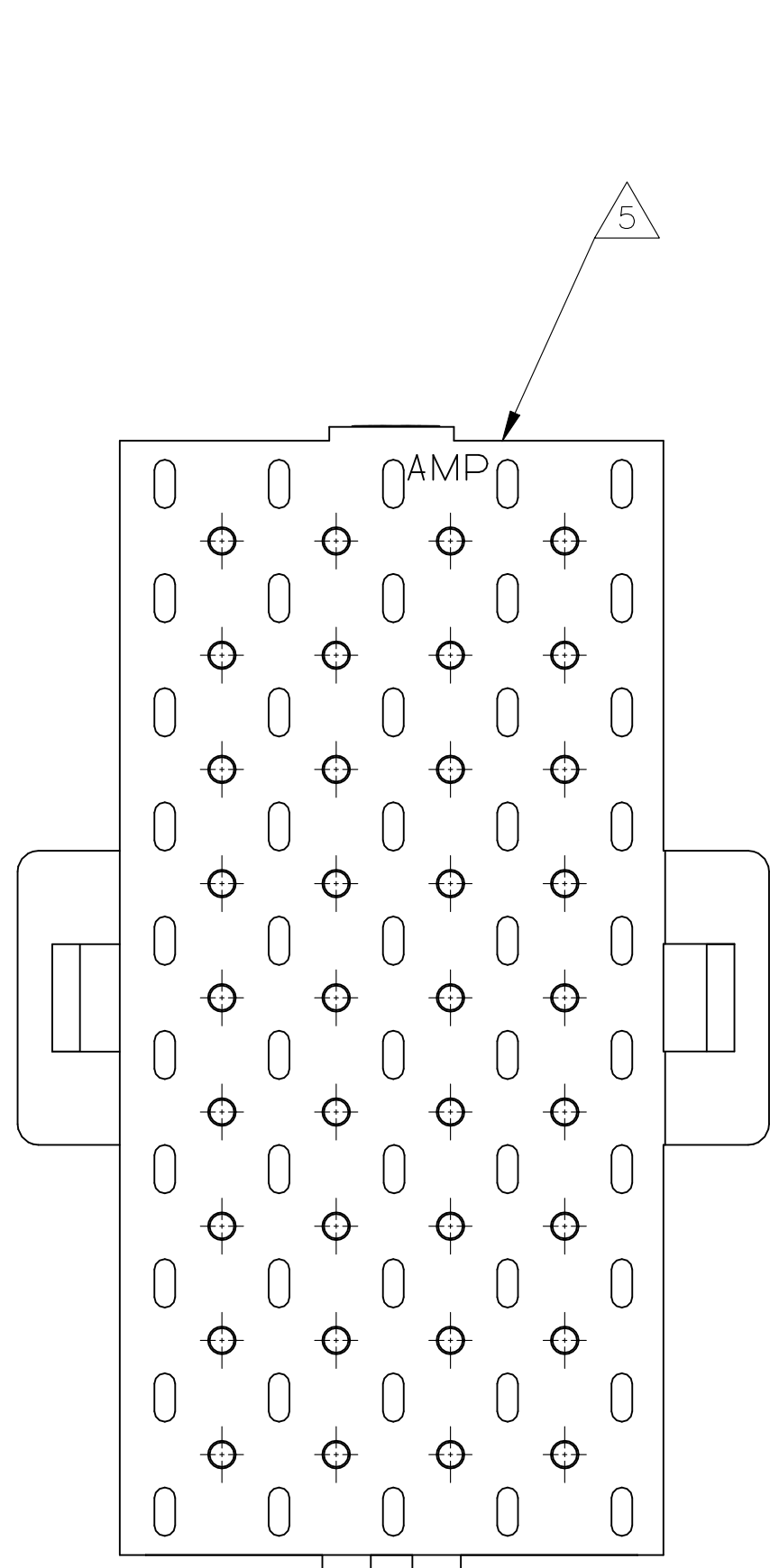
A

D

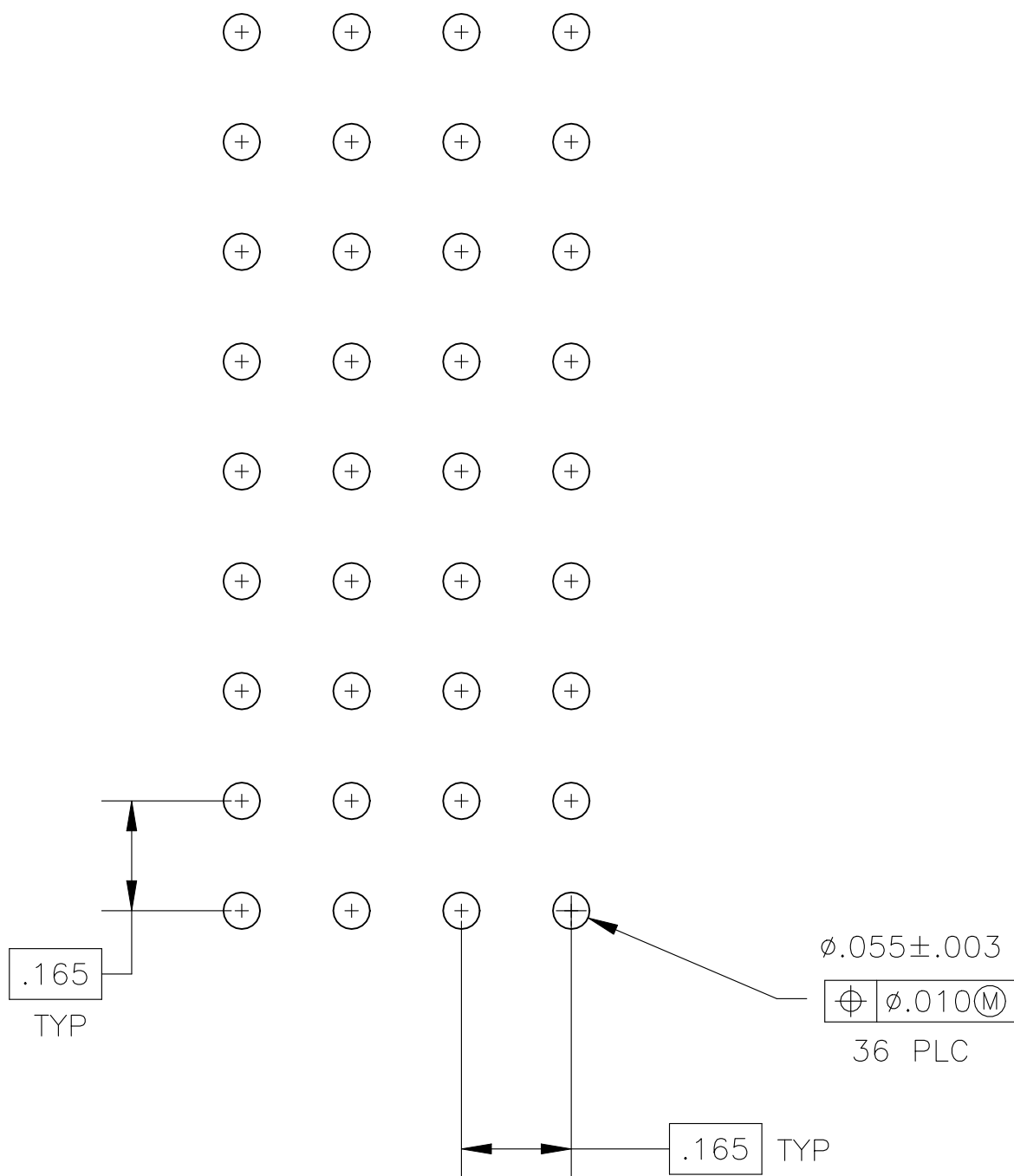
C

B

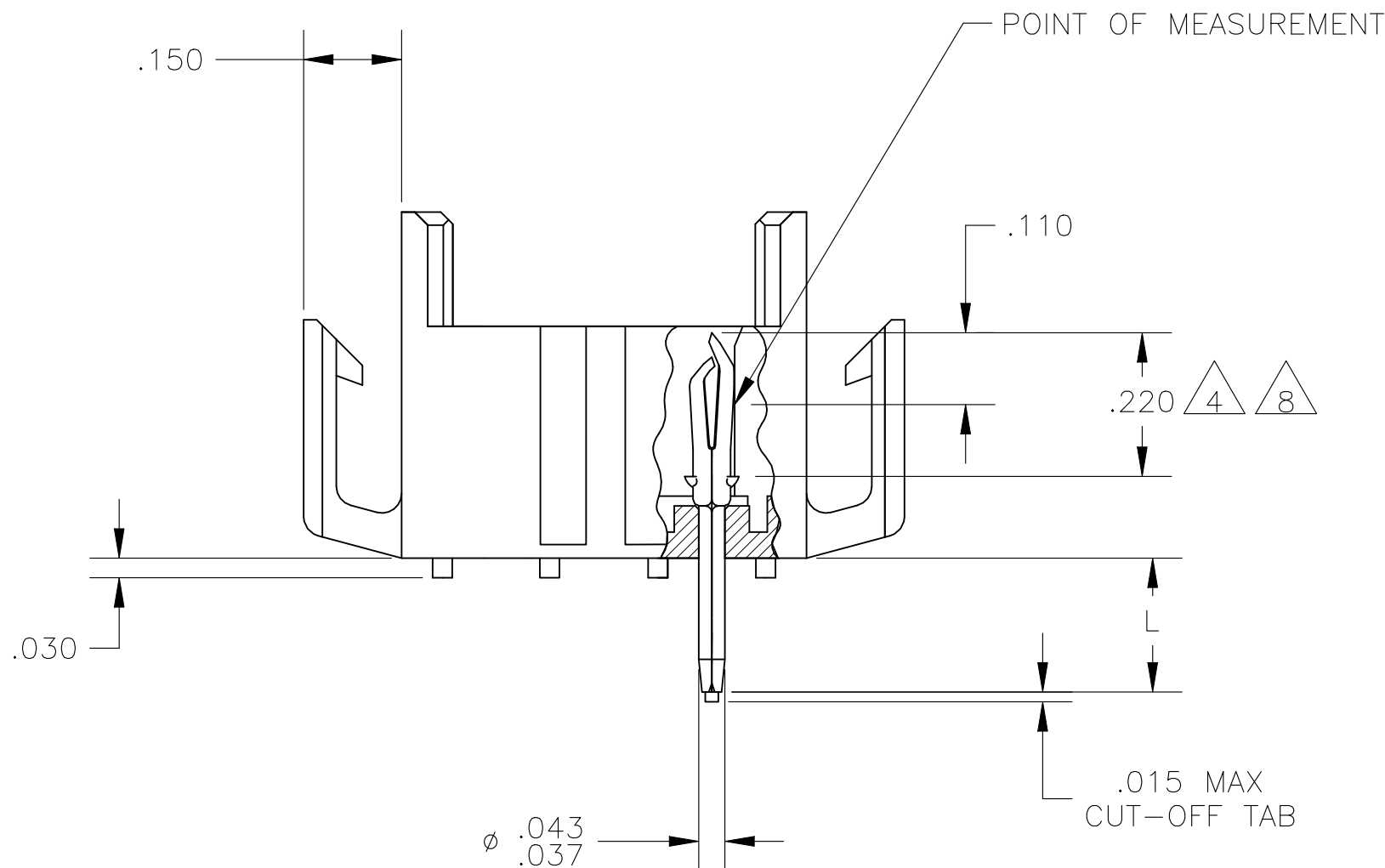
A



- 1
- FITS SOCKET HOUSING 640526.
- 2
- ASSEMBLY CONFORMS TO AMP SOLDERABILITY SPEC. 109-11-3.
- 3
- FOR USE WITH .063 THICK P.C. BOARD.
- 4
- CONTACT IS PLATED OVERALL WITH.000030 NICKEL, THEN .000030 GOLD OVER CONTACT LENGTH INDICATED AND .000150 MATTE TIN-LEAD ON SOLDER TAIL END.
- 5
- UL AND CSA LOGO LOCATED ON THIS SURFACE.
- 6
- FOR USE WITH .120 THICK P.C. BOARD.
- 7
- TRAY PACKAGED VERSION OF 640506-1. PACKAGED 54 PCS. PER TRAY AND 7 TRAYS PER BOX.
- 8
- CONTACT IS PLATED OVERALL WITH.000050 NICKEL, THEN .000030 GOLD OVER CONTACT LENGTH INDICATED AND .000150 MATTE TIN ON SOLDER TAIL END.
- 9
- OBSOLETE PARTS: OBSOLETE CIS STREAMLINING PER D.RENAUD/D.SINISI
- 10
- PARTITION PACKED AND BOXED, 270 PCS PER CARTON.
- 11
- HOUSING MATERIAL: PA66, BLACK, UL 94 V-0 RATED
CONTACT MATERIAL: PHOSPHOR BRONZE



RECOMMENDED P.C. BOARD LAYOUT



<div><div>10</div></div>	OBSOLETE	.210	<div><div>6</div></div>	GOLD	<div><div>4</div></div>	1-640506-4
		.210	<div><div>6</div></div>	GOLD	<div><div>8</div></div>	2-640506-4
		.150	<div><div>3</div></div>	GOLD	<div><div>8</div></div>	2-640506-2
<div><div>7</div><div>9</div></div>	OBSOLETE	.150	<div><div>3</div></div>	PRE-TIN		1-640506-0
		.210	<div><div>6</div></div>	GOLD	<div><div>4</div></div>	640506-4
		.210	<div><div>6</div></div>	PRE-TIN		640506-3
		.150	<div><div>3</div></div>	GOLD	<div><div>4</div></div>	640506-2
		.150	<div><div>3</div></div>	PRE-TIN		640506-1
				"L" <div><div>+ .010</div><div>- .020</div></div>	PIN FINISH	

.015	0.38	.110	2.79	1.610	40.89
.010	0.25	.063	1.60	.785	19.94
.008	0.20	.055	1.40	.530	13.46
.005	0.13	.043	1.09	.220	5.59
.003	0.08	.037	0.94	.210	5.33
.000050	0.00127	.030	0.76	.165	4.19
.000030	0.00076	.020	0.51	.150	3.81
IN	MM	IN	MM	IN	MM
CONVERSION TABLE					

THIS DRAWING IS A CONTROLLED DOCUMENT.

DWN
J. HUFFMAN
28 APR 98
CHK
R. SWING
28 APR 98
APVD
T. REDDICK
28 APR 98

NAME

DIMENSIONS:
INCHES

TOLERANCES UNLESS OTHERWISE SPECIFIED:
0. PLC ± .005
1. PLC ± .005
2. PLC ± .005
3. PLC ± .005
4. PLC ± .005
ANGLES ± 0° 30'

MATERIAL

PRODUCT SPEC

APPLICATION SPEC

WEIGHT

CUSTOMER DRAWING

SIZE
A1

CAGE CODE
00779

DRAWING NO
640506

RESTRICTED TO

SCALE
4:1

SHEET
1 OF 1

REV
V

STE TE Connectivity

HEADER ASSEMBLY, PIN,
36 POSITION MR.

640506

Mouser Electronics

Authorized Distributor

Click to View Pricing, Inventory, Delivery & Lifecycle Information:

[TE Connectivity:](#)

[2-640506-2](#)